


C L E V E L A N D

# BROWNS

## 2000



MEDIA GUIDE

# SCHEDULE

## 2000 CLEVELAND BROWNS SCHEDULE

<u>DATE</u>	<u>OPPONENT</u>	<u>TIME (ET)</u>
<b>Sunday, July 30</b>	<b>Philadelphia Eagles</b>	<b>8:00 p.m.</b>
Weekend of Aug. 5-6	Bye Week	
Saturday, Aug. 12	at Chicago Bears	8:00 p.m.
<b>Saturday, Aug. 19</b>	<b>Washington Redskins</b>	<b>7:30 p.m.</b>
Saturday, Aug. 26	at Green Bay Packers	5:00 p.m.

### REGULAR SEASON

<u>DATE</u>	<u>OPPONENT</u>	<u>TIME (ET)</u>
<b>Sunday, Sept. 3</b>	<b>Jacksonville Jaguars</b>	<b>1:00 p.m.</b>
Sunday, Sept. 10	at Cincinnati Bengals	1:00 p.m.
<b>Sunday, Sept. 17</b>	<b>Pittsburgh Steelers</b>	<b>1:00 p.m.</b>
Sunday, Sept. 24	at Oakland Raiders	1:15 p.m.
<b>Sunday, Oct. 1</b>	<b>Baltimore Ravens</b>	<b>1:00 p.m.</b>
Sunday, Oct. 8	at Arizona Cardinals	4:15 p.m.
Sunday, Oct. 15	at Denver Broncos	4:05 p.m.
Sunday, Oct. 22	at Pittsburgh Steelers	4:05 p.m.
<b>Sunday, Oct. 29</b>	<b>Cincinnati Bengals</b>	<b>1:00 p.m.</b>
<b>Sunday, Nov. 5</b>	<b>New York Giants</b>	<b>1:00 p.m.</b>
<b>Sunday, Nov. 12</b>	<b>New England Patriots</b>	<b>1:00 p.m.</b>
Sunday, Nov. 19	at Tennessee Titans	1:00 p.m.
Sunday, Nov. 26	at Baltimore Ravens	1:00 p.m.
Sunday, Dec. 3	at Jacksonville Jaguars	4:15 p.m.
<b>Sunday, Dec. 10</b>	<b>Philadelphia Eagles</b>	<b>1:00 p.m.</b>
<b>Sunday, Dec. 17</b>	<b>Tennessee Titans</b>	<b>1:00 p.m.</b>
Sunday, Dec. 24	Bye Week	

All home games are in bold.

### TEAM INFORMATION

#### **Cleveland Browns Training and Administrative Complex**

76 Lou Groza Blvd.

Berea, Ohio 44017

(440) 891-5000

#### **Cleveland Browns Stadium**

1085 West 3rd St.

Cleveland, Ohio 44114

(440) 891-5001

#### **Cleveland Browns Ticket Office**

(440) 891-5050

(888) 891-1999 (toll free)

#### **Team Shop at Gridiron Square**

(440) 824-3427

(877) 746-8326 (toll free)

#### **The Grille at Gridiron Square**

(440) 824-3435

#### **Cleveland Browns Stadium Tours**

(440) 824-3361

#### **Cleveland Browns Website**

[www.clevelandbrowns.com](http://www.clevelandbrowns.com)



**Organization**

Cleveland Browns Staff Directory .....	4
Alfred Lerner .....	8
Carmen A. Policy .....	9
Dwight Clark .....	10
Chris Palmer .....	11
Kofi Bonner .....	12
Douglas C. Jacobs .....	12
Lewis C. Merletti .....	13
Coaching Staff .....	14
Management .....	23
Player Personnel .....	27
College Scouts .....	30
Football Support Staff .....	32
Staff .....	33
Cleveland Browns Foundation .....	41

**Players**

Veterans .....	44
2000 Draft Choices .....	146
Rookie Free Agents .....	165
Alphabetical Roster .....	174
Numerical Roster .....	176
2000 Transactions .....	178

**1999 Review**

Final NFL Standings .....	184
Results .....	185
Team Statistics .....	186
Individual Statistics .....	187
Player Participation .....	188
Starting Lineups .....	189
Game-by-Game Offense .....	189
Game-by-Game Defense .....	190
Team Superlatives .....	190
Individual Superlatives .....	191
Longest Plays .....	191
Game Summaries .....	192

**History**

Narrative History .....	226
Browns in the Hall of Fame .....	228
All-League Selections .....	243
Browns in the Pro Bowl .....	244
Retired Jersey Numbers .....	244
All-Time Rosters .....	245
Browns Head Coaches .....	255
Browns Assistant Coaches .....	255
Browns Draft History .....	257
Browns Drafting by College .....	268
1999 Expansion Draft .....	268
Free Agency .....	269

# CONTENTS

## TABLE OF CONTENTS

Plan B Free Agents .....	269
Browns vs. the NFL .....	271
Ranking by Yards .....	281
Shutouts .....	282
Overtime Results.....	283
Browns on Prime Time .....	284
<b>Year-by-Year</b>	
Preseason Results .....	287
Regular Season Results.....	290
Playoff Results .....	338
Year-by-Year Attendance .....	339
<b>Records</b>	
Career Top 10 .....	342
Top 10 Seasons .....	344
Longest Plays .....	346
Individual Records .....	349
Team Records .....	361
Opponents' Single Game Records .....	379
Team Playoff Records .....	374
Individual Playoff Records .....	381
Single Game Playoff Records .....	383
Seasonal Leaders .....	385
100-Yard Rushing Games.....	394
300-Yard Passing Games .....	398
100-Yard Receiving Games.....	400
Rookie Records.....	404
The Last Time .....	407
<b>Miscellaneous</b>	
Cleveland Browns Stadium.....	410
Radio Network.....	419
Local Television .....	421
Media Guidelines.....	422
Training and Administrative Complex .....	424
Browns in the Community .....	426
Browns Backers .....	430
NFL Preseason Schedule .....	431
NFL Regular Season Schedule by Team.....	433
NFL Regular Season Schedule by Date .....	440
NFL National Television Schedule .....	452
NFL Primetime Schedule .....	454
NFL 2000-2001 Important Dates .....	455

### Cleveland Browns Media Guide Credits

**Editor:** Dan Arthur

**Assistant Editor:** Amy Gretsinger

**Assistance:** Todd Stewart, Ken Mather, Amy Palcic, Kati Kratus, Jason Gilham, David Brauer

**Layout and Printing:** Herald Printing

**Cover Design and Overall Design Concept:** National Communications, Inc.

**Photography:** John H. Reid III (team photographer), Tony Tomsic, Mort Tucker, Neal Hamilton





# ORGANIZATION

## STAFF DIRECTORY

### Ownership and Executive Management

Alfred Lerner – Owner and Chairman

Carmen A. Policy – President and Chief Executive Officer

Dwight Clark – Vice President, Director of Football Operations

Chris Palmer – Head Coach

Kofi Bonner – Vice President, Business Operations & Chief Administrative Officer

Douglas C. Jacobs – Vice President - Finance & Treasurer

Lewis C. Merletti – Vice President, Director of Stadium Operations and Security

### Coaching Staff

Pete Carmichael – Offensive Coordinator

Romeo Crennel – Defensive Coordinator/Defensive Line

Jerry Butler – Wide Receivers Coach

Keith Butler – Linebackers Coach

Pete Carmichael, Jr. – Tight Ends/Offensive Assistant Coach

Jon Fabris – Defensive/Special Teams Assistant Coach

Jerry Holmes – Defensive Backs Coach

John Hufnagel – Quarterbacks Coach

Tim Jorgensen – Strength Coach

Joe Kim – Assistant Strength Coach

Mark Michaels – Special Teams Coach

Ray Perkins – Running Backs Coach

Mike Pitts – Defensive Assistant

Tony Sparano – Offensive Line Coach

### Management

Rich Bedell – Controller

Diane Downing – Stadium Operations Manager

Bill Hampton, Jr. – Director of Operations

Lal Heneghan – Assistant Director of Football Operations and General Counsel

Carl Meyer – Senior Security Operations Manager

Bruce Popko, Jr. – Executive Director of Marketing

Todd Stewart – Director of Publicity/Media Relations

### Player Personnel

Joe Collins – Director of Player Personnel

Phil Neri – College Personnel Coordinator

Keith Kidd – Pro Personnel Coordinator

Les Miller – Senior Assistant, Football Operations

Jeremy Green – Pro Personnel Scout

Steve Sabo – Pro Personnel Scout



### College Scouts

Bobby Burns – Area Scout - Blesto  
 Thomas Dimitroff, Jr. – Area Scout - West  
 John Guy – Area Scout - Southwest  
 Ken Moll – Area Scout - Southeast  
 George Streefer – Area Scout - East Coast

### Football Support Staff

Mike Colello – Head Athletic Trainer  
 Patrick Dolan – Video Director  
 Robert A. Monica – Head Equipment Manager

### Staff

Niki Adams – Marketing Manager  
 Todd Argust – Assistant Stadium Operations Manager  
 Bram Arrington – Database Administrator  
 Dan Arthur – Director of New Media  
 Davita Bailey – Receptionist to Stadium Executive Offices  
 Ross Benjamin – Stadium Security Manager  
 John A. Bergfeld, M.D. – Team Physician, Cleveland Clinic Sports Health  
 Chad Bogard – Assistant Video Director  
 Renee Bower-Zalmanek – Administrative Assistant to the Director of Operations  
 Sam Brown – Security Officer  
 Jackie Burke – College Scouting Administrator  
 Ulysses Byas – Assistant Athletic Trainer  
 Meredith Camp – Director of Event Marketing  
 Cheryl Cannon – Administrative Assistant to Coaching Staff  
 Monica Cianchetti – Executive Assistant to the Assistant Director of Football Operations & General Counsel  
 Joe Cockburn – Security Officer  
 Rachel Czekalinski – Marketing Manager  
 TerriKay Davis – Administrative Assistant to Ticketing  
 Anthony Dick – Practice Field Groundskeeper  
 Linda Dienes – Receptionist  
 Robert Dimeff, M.D. – Team Physician, Cleveland Clinic Sports Health  
 Mike Dolan – Marketing Manager  
 Faye Donovan – Executive Assistant to President and Chief Executive Officer  
 Mitch Doremus – Director of Scoreboard Operations  
 Carla Farison Long – Business & Operations Administrator  
 Gordon Foust – Director of Information Technology  
 Frank Fox – Audio/Visual Technician  
 Amy Gretsinger – Manager of New Media

# ORGANIZATION

## STAFF DIRECTORY


### *Staff continued*

Amy Gulich – Administrative Assistant/Receptionist for Stadium Operations  
Dan Habinek – Customer Relations Coordinator  
Stella Harhay – Executive Assistant to Director of Player Personnel  
JaDonn Harris – Pro Personnel Assistant  
Greg Hipp – Facilities Manager/Berea  
Jason Holt – Stadium Groundskeeper  
Jamir Howerton – Public Relations Assistant/Player Liaison  
Michael Jennings – Director of Ticket Operations  
Hillary Johnson – Director of Community Relations  
Linwood Jones – Database Analyst  
Monee Kidd – Cleveland Browns Foundation Manager  
Chris Kurman – Assistant Equipment Manager  
Marty Lauzon – Assistant Athletic Trainer  
Charles London – Assistant Stadium Operations Manager  
Ken Louard – Assistant Director of Business Operations  
Dino Lucarelli – Manager of Alumni Relations  
Trip MacCracken – Salary Cap Administrator  
Bob Markowitz – Operations Coordinator  
Ken Mather – Coordinator of Publicity/Media Relations  
Kathy Mathis – Security Specialist  
Marcia Maus – Executive Assistant to Head Coach  
Carol Meier – Receptionist  
Karen Meier – Customer Relations Coordinator  
Jolene Miller – Accounts Payable Coordinator  
Jason Miller – Security Officer  
Michael Mirwald – Facilities Manager/Stadium  
Angel "Moe" Morales – Team Security Manager  
Erica Muhleman – Marketing Coordinator  
Michelle Musarra – Executive Assistant to Vice President – Finance & Treasurer  
Lorne Novick – Finance and Legal Associate  
Amy Palcic – Public Relations Assistant  
Sherry Panzeter – Executive Assistant to the Vice President, Director of Football Operations  
Geri Pastor – Administrative Assistant to Human Resources/Receptionist  
Neal Pate – Assistant Head Groundskeeper  
Jeff Patton – Network Administrator  
Mike Patton – Senior Ticket Operations Manager  
Chris Powell – Head Groundskeeper  
Erika Ralph – Executive Assistant to the Vice President, Business Operations & Chief Administrative Officer  
Julie Ann Reeder – Events Manager  
John Reid – Team Photographer



### *Staff continued*

Brett Reynolds – Assistant Director of Marketing  
Laurie Rice – Assistant Controller  
Skip Rose – Stadium Guest Services Manager  
Brendan Rowe – Operations Manager  
Ken Rundle – Lead Security Officer  
Jeanne Sgro – Ticket Manager  
Jackie Skalba – Human Resources Manager  
Kelly Solomon – Suite Services Coordinator  
Scott Springer – Practice Field Groundskeeper  
Matt Srodek – Utility Coordinator  
Terry Steirer – Payroll Administrator  
Christy Svagerko – Administrative Assistant for Stadium Events  
Krystal Thomas – Browns Backers Coordinator  
John Tironi – Ticket Manager  
Joe VanDetta – Video Assistant  
Zak Vranesevic – Mailroom Coordinator  
Jeff Wallo – Video Assistant  
John Watt – Stadium Groundskeeper  
Judge George White – Director of the Cleveland Browns Foundation  
Jenner Wise – Community Relations Coordinator  
Jerry Zalmanek – Assistant Equipment Manager



# ORGANIZATION

## OWNERSHIP AND EXECUTIVE MANAGEMENT



### ALFRED LERNER

OWNER AND  
CHAIRMAN

The National Football League awarded the Cleveland franchise to Alfred Lerner on Sept. 8, 1998, with the formal transfer of ownership from the Browns Trust to Lerner and Carmen A. Policy occurring on Oct. 23, 1998.

"We consider the ownership of the Cleveland Browns to represent a very serious responsibility. We will work very hard to make the people of Cleveland and Northern Ohio proud of their football team," said Lerner.

Lerner is currently chairman and chief executive officer of MBNA Corporation (NYSE), the largest independent bank lender through credit cards in the United States, with more than 20,000 employees worldwide including 1,800 in the greater Cleveland area. He is chairman and chief executive officer of Town and Country Trust (NYSE; 17,000 residential apartments). He serves as chairman of the Browns and is also a member of the NFL Finance Committee, which is one of the most important and influential committees in the League.

Lerner is well known for his generous contributions to and leadership in Cleveland's healthcare and educational communities as well as for his numerous charitable actions that have made a major impact throughout Cleveland. Lerner serves as president and trustee of the Cleveland Clinic Foundation where the Lerner Research Institute is working on new treatments for cancer, coronary artery disease and AIDS. At University Hospitals, where his wife, Norma, is a trustee, there is also the Lerner Tower, a 210-bed state of the art hospital building.

Lerner, who served in the U.S. Marine Corps from 1955-57 (achieving the rank of 1st LT.), is vice chairman and trustee of Columbia University and also is a trustee at Case Western Reserve University and New York Presbyterian Hospital and is a director of the Marine Corps Law Enforcement Association. Norma Lerner is a trustee of the Musical Arts Association (which supports the Cleveland Orchestra).

Lerner was born in Brooklyn, N.Y., graduated from Brooklyn Technical High School in 1951 and obtained a B.A. from Columbia College in 1955. He and his wife, the former Norma Wolkoff, reside in Shaker Heights. They have two children and seven grandchildren.



(Left to right) Lerner, Head Coach Chris Palmer and President and CEO Carmen Policy celebrated the Browns' return to the field following the Hall of Fame game in August 1999.



## OWNERSHIP AND EXECUTIVE MANAGEMENT

### CARMEN A. POLICY

**PRESIDENT AND CHIEF EXECUTIVE OFFICER**



Carmen A. Policy is president and chief executive officer of the Cleveland Browns. He and Chairman and Owner Alfred Lerner were responsible for creating a football and front office organization for an expansion team, which has a rich history and legacy. Lerner named Policy a 10 percent equity partner upon being awarded the franchise on Sept. 8, 1998. Formal transfer of ownership from the Browns Trust to Lerner and Policy occurred on Oct. 23, 1998.

Policy earned a reputation as one of the preeminent executives in professional sports during eight years as president and chief executive officer of the San Francisco 49ers. Both *The Sporting News* and *Pro Football Weekly* named him NFL Executive of the Year in 1994, the latter award having been determined by a vote of NFL owners and executives. *The Sporting News* and *GQ Magazine* have also named him as one of the most influential people in professional sports.

Known for his swift, decisive style, rapid grasp of complex issues and adept problem solving abilities, Policy played a key role in all five of the 49ers' Super Bowl winning teams and helped shape the course for a 49ers' organization that became widely viewed as the hallmark sports franchise of the 1980s and '90s.

While practicing law in Northeastern Ohio, Policy served the 49ers' front office in 1983 as vice president and general counsel. Upon becoming executive vice president in 1989, he took on added responsibility for the team's front-office activities and represented the 49ers on league matters. He became president and chief executive officer in 1991, at which time he moved to the San Francisco Bay area.

One of Policy's biggest challenges came during and immediately after the 1993 season, when he was given a mandate to build a championship team. Creatively applying the NFL's new salary cap rules, he retained key veterans and signed top-quality free agents and draft picks to create a team that responded by winning Super Bowl XXIX (1994 season).

While with the 49ers, Policy was a member of the NFL Finance Committee and the Committee on Opportunities and Challenges.

An ardent believer in public service, Policy is on the Board of Directors of the Cleveland Clinic Foundation. He expects to maintain a high level of civic and charitable involvement in Cleveland similar to what he did in San Francisco. Those efforts earned him numerous honors, including the prestigious Silver Cable Car Award from the San Francisco Convention and Visitors Bureau for contributions to the development of the city's business community. He also received The Mayor's Fiscal Advisory Committee Award in recognition of his managerial experience. He presently serves on several boards of local charities in Northeastern Ohio.

Policy graduated from Youngstown Ursuline High and is a 1963 graduate of Youngstown State University, which honored him as Alumnus of the Year in 1997. He earned his Juris Doctorate Degree from Georgetown University Law Center in 1966, where he presently serves on the Law Center's Board of Visitors. While he was practicing law, he was listed in all of the existing editions of the highly respected publication, The Best Lawyers in America. Inclusion in the publication is a significant honor since it is based on peer evaluation.

Policy has five children. James, a pediatric-orthopedic surgeon practicing in the San Francisco Bay area; Daniel, an attorney formerly associated with Morgan Stanley in New York City and Amsterdam; Edward, an attorney practicing with Thompson Hine & Flory; Kerry Rae, an MBA graduate who is a marketing officer with MBNA in Cleveland; and Kathleen, an attorney with the firm of Brobeck Phleger & Harrison located in San Francisco.

Policy is married to the former Gail Moretti. They make their home in Cleveland.

# ORGANIZATION

## EXECUTIVE MANAGEMENT



### DWIGHT CLARK

#### VICE PRESIDENT, DIRECTOR OF FOOTBALL OPERATIONS

Dwight Clark is in his second season as vice president and director of football operations. In conjunction with President and Chief Executive Officer Carmen Policy, Clark forms, finalizes and implements the organizational strategy for football operations and is responsible for all professional and college personnel acquisitions. He works closely with the head coach in determining the goals and standards for the team. Clark is also responsible for establishing financial guidelines and parameters for contract negotiations and yearly football budgets and works directly with the assistant director of football operations in creating a long-term financial plan for all football operations.

Clark directed the team's first two drafts, including the selection of number one picks Tim Couch (1999) and Courtney Brown (2000). The Browns' 1999 draft class contributed six players who were regular starters (81 combined starts) in 1999. Clark and his staff have also been responsible for acquiring key veterans through free agency and trades.

Clark, 43, came to the Browns in November 1998 after spending 19 seasons with the San Francisco 49ers – nine years on the field followed by 10 years in the front office. He was a part of all five of the 49ers' Super Bowl winning teams, helping the club to victory in Super Bowl's XVI and XIX as a player and Super Bowl's XXIII, XXIV and XXIX as a member of the front office. The 49ers posted 10+ wins in each of Clark's final 16 seasons with the club and earned playoff berths in 15 of the 16 seasons.

Following his playing career, Clark served as marketing consultant, executive administrative assistant, and as coordinator of football operations and player personnel before being named vice president/director of football operations in 1995, a position he held for four years until joining the Browns. In that capacity, he was responsible for scouting, player personnel, contract negotiations, salary cap management and the team's training camp. During this four-year period, 15 San Francisco players earned a total of 26 Pro Bowl appearances and the 49ers joined the Green Bay Packers as the only teams to earn consecutive playoff berths from 1995-98 while posting an NFL-best 48-16 regular-season mark. During Clark's tenure as vice president/director of football operations, the 49ers acquired six Pro Bowl performers through free agent signings and several of their draft picks enjoyed Pro Bowl honors.

Clark, a 10th round draft choice from Clemson in 1979, built a reputation as a big-game player during his nine-year pro career. He is well remembered for making "the catch" against the Dallas Cowboys in the 1981 NFC Championship Game that propelled the 49ers into Super Bowl XVI. He earned two Pro Bowl appearances and was named Sports Illustrated's Player of the Year in 1982. He was also one of the most popular players during his tenure with the 49ers and retired as the club's all-time leading receiver with 506 catches (20th player in NFL history to reach the 500-catch milestone), 6,750 receiving yards and 48 touchdowns. His jersey #87 was retired by the 49ers organization before 65,000 cheering Bay area fans. He is a member of the Clemson Hall of Fame, North Carolina Hall of Fame and South Carolina Hall of Fame.

Born in Kinston, N.C., Clark grew up in Charlotte, N.C. He majored in secondary education (history) at Clemson. He and his wife, Ashley, have three children: daughter Casey, 16, and sons Riley, 15, and Mac, 6.



# CHRIS PALMER

Head Coach



**Year with Browns:** 2nd

**Year in NFL:** 11th

Chris Palmer began a painstaking process in 1999 of building the Cleveland Browns from an expansion team to the organization's ultimate goal of perennial winner. Palmer's squad finished the '99 season with a 2-14 mark, however, the groundwork was laid for future successes.

Palmer inserted number one draft choice Tim Couch into the starting lineup in the second week of the season and the rookie quarterback responded in record-setting fashion. Under Palmer's tutelage, Couch established Browns' all-time rookie records and led all NFL rookie quarterbacks in 1999 in completions, attempts, yards, touchdowns and quarterback rating.

The ninth full-time head coach in franchise history, Palmer has a reputation as a keen offensive strategist and mentor, with particular skills in developing quarterbacks. He boasts 28 years of coaching experience, including the past 10 seasons in the NFL.

Palmer spent the 1997 and '98 seasons as the offensive coordinator on Tom Coughlin's staff in Jacksonville. He helped the Jaguars claim the AFC Central Division championship in 1998, and the club approached the 400-point mark both seasons (394 in '97, 392 in '98).

Palmer was instrumental in the continued development of Mark Brunell as one of the most explosive quarterbacks in the NFL. But even more amazing was Palmer's work with the Jaguars' young quarterbacks as five Jacksonville quarterbacks (Brunell, Rob Johnson, Steve Matthews, Jamie Martin and Jonathan Quinn) won at least one game for the Jaguars under Palmer's guidance.

Prior to joining the Jaguars in 1997, Palmer spent four seasons on Bill Parcell's staff in New England and he played a major role in the team earning a trip to Super Bowl XXXI following the 1996 season. As the Patriots' quarterbacks coach in 1996, Palmer retooled the mechanics of Drew Bledsoe, who ended the season leading the NFL in passing attempts and completions and finishing third in passing yards and touchdowns. When Palmer was the Patriots' receivers coach in 1994, the team set an NFL first when five players each caught more than 50 passes.

Palmer's first NFL coaching experience came with the Houston Oilers where he was wide receivers coach for the Oilers from 1990-92. During Palmer's three-year stay in Houston, the team boasted the top-ranked passing offense in the NFL.

Palmer was the head coach at Boston University in 1988 and '89, installing the run-and-shoot offense and producing one of the country's most exciting offenses. He was the head coach at the University of New Haven in 1986 and '87, with his teams posting consecutive 8-2 records and setting more than 50 school records.

His first professional coaching experience came in 1983 when he was the offensive line coach for the Montreal Concordes in the CFL. In 1984, he coached receivers for the USFL's New Jersey Generals, and the following season he was promoted to quarterbacks coach and offensive coordinator. That year, Palmer's offense featured quarterbacks Doug Flutie and Brian Sipe and running back Herschel Walker, who set a professional football single-season rushing record with 2,411 yards.

He began his coaching career as an assistant at the University of Connecticut in 1972, coaching the defensive line and wide receivers. In 1975, he moved to Lehigh as the wide receivers coach. The following season he was named the offensive coordinator at Colgate, where he coached for seven years (1976-82). In 1977, the Red Raiders led the nation in offense, averaging 486 yards per game.

Palmer played quarterback for Southern Connecticut State from 1968-71 and was selected to the New Haven Gridiron Club following his senior season. He received both bachelor's and master's degrees at SCSU. He was born Sept. 23, 1949 in Brewster, N.Y. He and his wife, Donna, have two children, Mark, 23, and Kristin, 19.

# ORGANIZATION

## EXECUTIVE MANAGEMENT



### KOFI BONNER

#### Vice President, Business Operations and Chief Administrative Officer

Kofi Bonner is responsible for all business affairs of the team, including organizational and administrative items, as well as new business development. He also oversees marketing, business operations, community and governmental affairs. Bonner was the lead person during the construction of, and is now responsible for, the management and operations of the new Cleveland Browns Stadium.

Bonner brings to the task a strong economic development background from his years in a series of key government positions in the San Francisco Bay area. Prior to joining the Browns in October 1998, Bonner was the chief economic policy advisor for the City and County of San Francisco, reporting directly to Mayor Willie Brown. As the area's most senior economic development official, Bonner was responsible for the economic growth and redevelopment of San Francisco neighborhoods and directed planning for the city's proposed \$525 million stadium-mall complex. He also led business attraction and retention efforts, industry growth strategies, military base reuse activities and complex real estate negotiations.

Bonner previously served as interim city manager of the City of Oakland, Calif.; director of Oakland's Community Economic Development Agency; and deputy executive director for program and project management of the San Francisco Redevelopment Agency.

Bonner, 44, was born and raised in Ghana. He received a bachelor of science degree with honors from the University of Science and Technology in Ghana. He holds two master's degrees in city planning and architecture from the University of California at Berkeley, where he recently taught.

Currently in Cleveland, Bonner serves on the boards of the Urban League of Greater Cleveland, the Downtown Cleveland Development Partnership, the American Red Cross Blood Services, the American Cancer Society and the Rock-n-Roll Hall of Fame, in addition to being active in other civic organizations and philanthropies.

Bonner and his wife, Gladys E. Moore, have three children, Noelle, 12, Afia, 10, and Kofi, 5.



### DOUGLAS C. JACOBS

#### Vice President- Finance & Treasurer

Doug Jacobs is responsible for all financial, tax and budgeting matters for the team's football and stadium operations.

Prior to joining the Browns in 1998, Jacobs' most recent position was executive vice president of Gucci Timepieces after serving as Cleveland office managing partner during a 33-year career with Arthur Andersen LLP.

Jacobs, 59, began his career with Arthur Andersen in the Cleveland office in 1963 and was admitted to partnership in 1972. He became managing partner in 1977 and served in that capacity until relocating to the Southern California office, where he was managing partner from 1978 until his retirement from the firm in 1996.

An active leader in civic and professional affairs, Jacobs formerly served as president of Junior Achievement of Greater Cleveland, Inc., and as a councilman in Kirtland, Ohio. In Southern California, he served as chair-



man of Pacific Legal Foundation; president of Big Brothers/Big Sisters of Orange County; vice chairman-finance of the Orange County Performing Arts Center and treasurer of the Bowers Museum Foundation. He also serves on the board of directors of Standard-Pacific Corporation in Southern California.

Jacobs, a certified public accountant, holds an MBA from Case Western Reserve University and a B.S. degree from Miami (Ohio) University. Jacobs and his wife, Georgia, reside in Moreland Hills, Ohio. The couple has three grown sons. Doug Jacobs II, 30, is a computer design specialist with Deloitte and Touche in Southern California; Brett Jacobs, 26, is a computer science major attending Rochester Institute of Technology and Greg Jacobs, 23, is a pitcher in the California Angels baseball organization.

## LEWIS C. MERLETTI

**Vice President,  
Director of Stadium  
Operations and Security**



Lewis C. Merletti is responsible for all stadium operations and the design and deployment of security for the entire Cleveland Browns operation, including Cleveland Browns Stadium and the team's Berea training facility and offices.

A 25-year veteran of the U.S. Secret Service, Merletti served as the agency's 19th director immediately prior to joining the Browns organization. Before becoming director, Merletti served as assistant director in the Office of Training, where he was responsible for the curriculum, methodology and content of training for all Secret Service employees. He served in the Presidential Protective Division under three Presidents, Reagan, Bush and Clinton. As special agent in charge of presidential protection during the Clinton Administration, Merletti was ultimately responsible for the physical security of the President and First Family. Merletti also held supervisory positions in the New York Field Office, the Baltimore Office and the Liaison Division and Office of Inspection at the U.S. Secret Service headquarters in Washington, D.C. He joined the agency in 1974 as a special agent assigned to the Philadelphia Field Office.

Merletti has extensive experience with complex criminal investigations, major task force operations, and Secret Service counter-terrorist operations. He testified before Congress on many occasions, and also briefed the President, other top government officials, and world leaders, on a regular basis regarding security as it relates to worldwide situations. He supervised security arrangements for the visit of the President and First Family to hostile environments such as the DMZ; Cartajena, Colombia; Saudia Arabia during Operation Desert Shield; Egypt; Israel; Jordan; Syria; Kuwait and Bosnia-Herzegovina.

Merletti received numerous commendations and awards for outstanding performance during his government career, including three Secret Service Special Achievement Awards.

Merletti served three years in the United States Army, including a tour of duty with the 5th Special Forces Group in Vietnam. Among the citations he earned were the Bronze Star, Good Conduct Medal, Combat Medical Badge and Parachute Jump Wings. Merletti, 51, holds a B.A. degree in political science from Duquesne University in Pittsburgh and is now a resident of Cleveland, Ohio. He is married and has three sons.

# ORGANIZATION

## COACHING STAFF



### PETE CARMICHAEL

**Offensive  
Coordinator**

**Year with Browns: 1st**

**Year in NFL: 6th**

Pete Carmichael is the offensive coordinator of the Cleveland Browns. In this newly created position, Carmichael is responsible for working with Head Coach Chris Palmer on offensive play-selection and improving the Browns young offense. Carmichael previously worked with Palmer for two seasons (1997-98) in Jacksonville where Palmer served as offensive coordinator and Carmichael wide receivers coach.

In 1999, Carmichael's wide receiving corps helped the Jaguars rank among NFL leaders: ranked fourth in the AFC in passing and third overall in total offense; led the AFC and third in NFL with 331 first downs; and second in the AFC and fourth overall in the NFL with 40.0% third down efficiency.

During the Jaguars run to the 1999 AFC Central Division Championship, Jacksonville wide receiver Jimmy Smith led the NFL with 116 receptions and ranked second in the NFL with 1,636 receiving yards. Jaguars wide receiver Keenan McCardell also ranked sixth in the AFC with 78 receptions as the duo combined for 12 100-yard receiving games.

In five seasons as wide receivers coach with Jacksonville, Carmichael developed the Jaguars wide receiving corps into one of the top units in the NFL. The Jaguars placed a receiver in the Pro Bowl four straight years, and compiled six 1,000-yard receiving seasons in that time.

Carmichael's proteges, Smith and McCardell, have caught 671 passes for 9,462 yards and 44 touchdowns since 1996. McCardell was the first Jaguars player voted to the Pro Bowl in 1996, and Smith has been named to the squad the last three seasons. Smith and McCardell are one of only ten tandems in NFL history to have back-to-back 1,000-yard seasons (1996-97), and Smith leads the entire NFL with 5,386 receiving yards since 1996.

Carmichael joined the Jaguars as wide receivers coach on March 3, 1994 after 13 consecutive seasons at Boston College, the last three as wide receivers coach under Tom Coughlin. Carmichael, 59, is in his 36th year of coaching and has coached in six bowl games: Citrus, Liberty, Cotton, Carquest and twice in the Hall of Fame game.

Carmichael began his coaching career in 1963 at Watchung Hills (N.J.) High School and coached at Clark (N.J.) High in 1964. In 1965, he spent a year at Virginia Military Institute, then he went to Madisonboro (N.J.) High. That was followed by stints at New Hampshire (1967), Columbia (1974-77) and on Joe Yukica's Boston College staff (1968-72). He was head coach at Trenton State College in 1973. After three years as an assistant at Columbia, he earned his second head coaching assignment from 1977-80 at the Merchant Marine Academy. In 1981, he returned to Boston College to begin a 10-year stint as defensive backs coach under Jack Bicknell.

Carmichael played freshman football at Dayton (1959) before transferring to Montclair State College, where he continued his playing career. He graduated from Montclair State in 1964 with a bachelor's degree in health and physical education. He was born March 4, 1941 in Plainfield, N.J. and attended North Plainfield High School, where he lettered three years in both football and baseball.

Carmichael and his wife, Elaine, have two daughters, Layni (Ratcliffe) and Kathleen (Hight), and a son, Pete, who serves as the Browns tight ends/offensive assistant coach. They also have four grandchildren.



# ROMEO CRENNEL

**Defensive Coordinator/  
Defensive Line**

**Year with Browns: 1st**

**Year in NFL: 20th**



Defensive Coordinator Romeo Crennel is in his first season in Cleveland after boasting a career which includes 20 seasons as a coach in the NFL, appearances in four championship games and three Super Bowls (New York Giants '87 and '91, New England Patriots '97).

Crennel and Browns Head Coach Chris Palmer were together for four seasons in New England in 1993-96 as Palmer was quarterbacks coach in 1996 and receivers coach in 1995 when Crennel was defensive line coach on Bill Parcells' staff for the Patriots. Both Palmer and Crennel played a major role in the team earning a trip to Super Bowl XXXI following the 1996 season.

Crennel spent the last three seasons with the New York Jets as defensive line coach. Last season with the Jets, Crennel's defensive line was instrumental in the Jets ranking fourth in the AFC and eighth in the NFL with 35 takeovers. The Jets defensive unit ranked 21st in the NFL, including 17th against the rush and 24th against the pass, while allowing the sixth fewest points in the AFC and ninth fewest in the NFL (309) – an average of only 19.3 per game.

In 1998, he incorporated four new defensive linemen into his rotation as the defense allowed just 266 points, second best in the AFC and NFL (just one point behind Miami). His defensive squad allowed 16.6 points per game, which was third fewest in Jets history.

During the 1997 season, Crennel incorporated six new defensive linemen into the team's defensive line rotation and helped guide a defense that allowed the second fewest points in the AFC and 6th fewest in the NFL.

Prior to his time with the Jets, Crennel served the previous four seasons as the defensive line coach for the New England Patriots, a unit which improved its play annually under his tutelage. Crennel coached a group of smaller, overachieving players while with the Patriots and was able to make them effectively stuff the run and pressure the passer. The Patriots defense was ranked the second stingiest AFC defensive unit in the red zone (42.2 TD percentage). He effectively used a defensive line rotation and helped the Patriots defensive staff and players adjust from a 3-4 defense to a 4-3 for the 1996 season.

Crennel began his NFL coaching career, along with Bill Parcells in 1981, on Ray Perkins' staff with the Giants. During his 12-year (1981-92) coaching tenure with the Giants, the team made six playoff appearances, won three NFC Eastern Division championships and two Super Bowls. His coaching contributions helped lead the Giants to their first winning season in nine years and the first playoff berth since 1963.

Crennel began his coaching career as a graduate assistant at Western Kentucky in 1970 and continued as a full-time assistant from 1971-74. His first association with Parcells came the following year when Crennel joined the Texas Tech coaching staff as a defensive assistant (Parcells was the defensive coordinator from 1975-77). In 1978, Crennel was named the defensive ends coach at Mississippi, which was followed up by a one-year stint at Georgia Tech (1980). The following year, Crennel left the college ranks and was reunited with Parcells as an assistant on Perkins' staff with the Giants.

A four-year starter (1966-69) at Western Kentucky, Crennel played the first three seasons as a defensive lineman, ranking among the tackle leaders each year. However, when the offensive line struggled early in his senior season, Crennel willingly gave up what could have been a sure shot at all-conference honors to offer his services at offensive line. The move helped solidify the offensive line and earned Crennel team MVP honors.

Crennel earned a bachelor's degree in physical education at Western Kentucky and received his master's degree as a graduate assistant with the Hilltoppers. Crennel was a standout athlete at both Fort Knox (Ky.) and Central (Amherst, Va.) High Schools. His brother, Carl, played linebacker with the Montreal Alouettes and the Hamilton Tiger Cats of the Canadian Football League.

Crennel was born on June 18, 1947 in Lynchburgh, Va. He and his wife, Rosemary, have three daughters, Lisa, Tiffany, and Kristin.

# ORGANIZATION

## COACHING STAFF



### JERRY BUTLER

**Wide Receivers  
Coach**

**Year with Browns: 2nd**

**Year in NFL: 8th**

The Browns' wide receivers are tutored by Jerry Butler - one of the most productive receivers in the game during his nine-year (1979-87) NFL playing career.

Butler joined Chris Palmer's staff after working six years in the Buffalo Bills' front office as the director of player development/alumni relations. He also assisted the coaching staff, working with the receivers during training camps.

Butler's responsibilities with the Bills included assisting staff, players and their families with various needs in the western New York community and directing many of the team's alumni activities and award presentations. He also served as the Bills' NFL player development coordinator; a program developed to assist players with financial education, family assistance, continuing education and post NFL career development.

When Butler retired from the Bills following the 1987 season, he held several of the club's all-time receiving marks, including two which still stand - most receiving yards in a game (255 vs. N.Y. Jets, Sept. 23, 1979) and most touchdowns in a game (4 vs. N.Y. Jets, Sept. 23, 1979). Buffalo's first-round draft choice in 1979, Butler received numerous accolades and awards, including recognition as the AFC Offensive Rookie of the Year in 1979 as well as the Pro Bowl in 1981.

During his playing career, Butler also established himself as a community leader. He was the Bills' "Man-of-the-Year" in 1981 and '82 for his outstanding community service, and he was honored in 1983 by the Buffalo and Erie County YMCA with the Jackie Robinson Award.

Butler has continued his involvement in the community following his playing career. He holds the Jerry Butler Athletes in Action Football Camp at Hilbert College and currently sits on the Board for Athletes in Action in Buffalo, N.Y. Butler has also served on the Board of Trustees at Park School in Snyder, N.Y. and at Hilbert College in Hamburg, N.Y. Butler is President of Butler Construction Company, which he formed in 1983.

Butler was an outstanding performer at Clemson where he was an All-America choice as a senior, and he was inducted into the Clemson Hall of Fame in 1986. In 1997, he was inducted into the South Carolina Hall of Fame. In 1999, he was named to the Clemson Ring of Honor - the highest honor a Clemson athlete can receive.

A native of Ware Shoals, S.C., Butler was born on Oct. 12, 1957. He and his wife, Paula, have two children, Jerry, 13, and Chrissy, 11. The family presently resides in Shaker Heights, Ohio.



### KEITH BUTLER

**Linebackers  
Coach**

**Year with Browns: 2nd**

**Year in NFL: 2nd**

Keith Butler is in his second season as mentor of the Browns' linebackers. Butler is a former NFL player, who spent the previous nine seasons before joining the Browns as a collegiate coach.

Butler's most recent coaching post prior to joining the Browns was with Arkansas State University, where he served as defensive coordinator and linebackers coach.



## KEITH BUTLER *continued*

## COACHING STAFF

Butler began his coaching career in 1990 at the University of Memphis. He coached the inside linebackers for the Tigers from 1990-91 and switched to outside linebackers at Memphis from 1992-94. Butler coached defensive ends, outside linebackers and served as special teams coordinator from 1995-97. Under Butler, Memphis' total defense was listed 27th nationally, 45th in scoring defense and 16th in punt returns in 1997.

Selected in the second round of the 1978 NFL Draft by the Seattle Seahawks, Butler played 10 seasons with the Seahawks. He served as a defensive captain for the team and started 132 of 146 games in his career. Butler currently ranks second on the club's all-time tackles list with 813.

Butler was a three-year starter at inside linebacker for Memphis, leading the school in tackles in both his junior and senior seasons. He finished his career with 384 tackles and seven interceptions. He was named 1977 Associated Press All-America and All-South Independent, playing in the 1977 Senior Bowl and Blue-Gray All-Star game.

Born May 16, 1956 in Anniston, Ala., Butler and his wife, Janet, have three sons – Blake (17), Brandon (15) and Brett (13).

## PETE CARMICHAEL, JR.

**Tight Ends/Offensive Assistant Coach**

**Year with Browns: 1st**

**Year in NFL: 1st**



Pete Carmichael Jr. serves as the club's tight ends/offensive assistant coach after five seasons with the Louisiana Tech program, including the last four years as quarterbacks coach.

Carmichael worked as a graduate assistant and administrative assistant to Louisiana Tech Head Coach Gary Crowton in 1995, and he moved to quarterbacks coach prior to the 1996 season. Carmichael spent extensive time with Tech record-shattering quarterbacks Jason Martin and Tim Rattay during his four seasons. During his tenure as quarterbacks coach, every passing record at Louisiana Tech was broken.

Working with quarterbacks, Carmichael assisted Rattay in becoming Louisiana Tech's career leader in attempts (1,552), completions (1,015), yards (12,746) and touchdowns (115). He also nurtured Rattay to break single-season school records in 1998 with 559 attempts, 380 completions, 4,943 yards and 46 touchdowns.

Carmichael began his coaching career in 1994 at the University of New Hampshire as an assistant offensive line coach on Bill Bowes' staff, as the Wildcats won the Yankee Conference championship.

At Medway (Mass.) High, Carmichael played football and baseball before going on to become a four-year letterwinner in baseball at Boston College. As a senior he was team captain, MVP and an All-Big East selection as an outfielder and infielder. He received his bachelor's degree in mathematics from Boston College in 1994.

Carmichael was born in Framingham, Mass. on Oct. 6, 1971. He is married to the former Tina Hartman of Leominster, Mass., and they have one son, Pete.

## JON FABRIS

**Defensive/Special Teams Assistant Coach**

**Year with Browns: 1st**

**Year in NFL: 1st**



Jon Fabris joins the Browns as defensive/special teams assistant coach, arriving from the University of South Carolina, where he served as special teams and defensive ends coach for the Gamecocks during the 1999 season.

# ORGANIZATION

## COACHING STAFF

JON FABRIS *continued*

Fabris spent the 1997-98 seasons at Kansas State where he helped develop the Wildcats defensive and special teams into some of the nation's best. In 1998, Kansas State was third in the country in total defense and tied for sixth nationally in scoring defense, while in 1997, the Wildcats finished fourth in the nation in total defense, sixth in scoring defense and second in quarterback sacks.

Fabris also worked wonders with the Kansas State special teams. In 1998, his punt return unit led the country (21.3 avg.), returning an incredible five punts for touchdowns. The unit broke every Kansas State and Big 12 punt return record and Kansas State became the first school in NCAA history to return a punt for a touchdown in three straight games. Fabris also helped the Wildcats finish third in the nation in net punting (40.6 avg.) and 17th nationally in kickoff returns (23.1 avg.). In 1997, the Kansas State punt return unit finished 13th nationally at 13.0 yards per return.

Fabris spent the 1995 season as a graduate assistant at Notre Dame where he handled all kick return and coverage units and assisted with the offensive line. Notre Dame's punt return unit improved 89 places from the year before to finish 17th nationally at 12.2 yards per return, while the Irish kickoff return team moved up 64 places to also place 17th nationally at 22.0 yards per return. In January 1996, he was promoted to coach Notre Dame's wide receivers before resigning in February.

Fabris spent eight seasons at Iowa State (1987-94), coaching linebackers, kickoff coverage and punt returns. His kickoff coverage units ranked in the nation's top 10 from 1991-94 and during that four-year period, Iowa State finished first nationally, allowing just 14.9 yards a return. His punt return units ranked among the top seven nationally from 1991-93 and Iowa State again finished first nationally in that three-year period averaging 15.8 yards per return. From 1991-93, Fabris' punt return units broke 12 school records and tied two others.

Fabris coached at Washington State from 1982-86 where he assisted with the defensive backfield (1982) and coached tight ends (1983-86). He began his coaching career as the junior varsity defensive backfield coach at Georgia Tech in 1980.

Fabris started three seasons as a defensive back at the University of Mississippi (1976-79) and received his Bachelor of Arts degree from Ole Miss in 1980. Born on March 27, 1957 in Chattanooga, Tenn., he is married to the former Marcy Adams of Spencer, Iowa.



## JERRY HOLMES

### Defensive Backs Coach

**Year with Browns:** 2nd

**Year in NFL:** 2nd

Jerry Holmes is in his second season coaching the defensive backs for the Browns after serving in a similar capacity at West Virginia University the previous four seasons. The 1996 West Virginia defense ranked first in the nation in total defense, second in rushing defense, fourth in scoring defense and fifth in pass efficiency defense.

Holmes is a former Mountaineer free safety who had a 12-year professional playing career. In the National Football League, he was with the New York Jets (1980-83, 86-87); Detroit Lions (1988-89); and Green Bay Packers (1990-91). He also spent two seasons in the USFL – with the Pittsburgh Maulers (1984) and New Jersey Generals (1985).

Prior to working at West Virginia, Holmes spent three seasons as linebackers coach and defensive coordinator at Hampton University. He also had coaching internships with the Cleveland Browns, Detroit Lions, New Haven University and Boston University.

The Hampton, Va., native (born Dec. 22, 1957) earned an associate degree in business administration at Chowan (N.C.) Junior College before transferring to West Virginia, where he lettered for two years and earned a degree in business administration. He is currently completing work toward his MBA degree.

Holmes and his wife, the former Patricia Ann McMillan, have a daughter, Natasha Nicole.



### JOHN HUFNAGEL

**Quarterbacks Coach**

**Year with Browns: 2nd**

**Year in NFL: 2nd**



Quarterbacks Coach John Hufnagel's credentials include 28 years of experience in professional football, including 15 seasons as a professional quarterback. Hufnagel played a prominent role in the development of quarterback Tim Couch, who established Browns' all-time rookie records and led all NFL rookie quarterbacks in 1999 in completions, attempts, yards, touchdowns and quarterback rating.

Before joining the Browns, Hufnagel served as head coach and general manager of the Arena Football League's New Jersey Red Dogs for two seasons after coaching in the Canadian Football League for 10 years.

Hufnagel spent three years (1973-75) with the Denver Broncos but played most of his career in the Canadian Football League. He was with the Calgary Stampeders from 1976-79, the Saskatchewan Roughriders from 1980-83 and again in 1987 as player-coach, and the Winnipeg Blue Bombers in 1984-86.

After retiring as a player, Hufnagel was an assistant coach with the Roughriders before serving as offensive coordinator of the Stampeders for seven seasons.

He joined the Red Dogs, an Arena League expansion team, before its inaugural season in 1997. In his two seasons as head coach, the team had an overall record of 17-11 in regular-season play and 1-2 in the playoffs. The 1997 squad scored a league-record 91 points in a single game.

Playing under Joe Paterno at Penn State, Hufnagel commanded a backfield that included Franco Harris and Lydell Mitchell. He led the Nittany Lions to the Cotton Bowl as a junior and to the Sugar Bowl as a senior.

Hufnagel was born Sept. 13, 1951 in Pittsburgh, Pa. He and his wife, Penny, have three children - daughters Neely and Lindsey, and son Cole.

### TIM JORGENSEN

**Strength Coach**

**Year with Browns: 2nd**

**Year in NFL: 17th**



Strength Coach Tim Jorgensen is in his second season with the Browns after working the previous 12 seasons with the Atlanta Falcons, including the 1998 campaign when the Falcons won the NFC Championship and a berth in Super Bowl XXXIII. Jorgensen's mark with the Browns can be detected in the noticeable improvement in conditioning and body mass displayed by the young squad.

With the Falcons, Jorgensen was instrumental in the development of the team's conditioning program. A leader in his field and a respected speaker, Jorgensen has taught clinics and seminars about strength and conditioning throughout the Southeast.

Before joining the Falcons, Jorgensen spent three seasons (1984-86) as the first strength and conditioning coach of the Philadelphia Eagles. Previously, he was strength coach at Louisiana State University for four seasons, where he organized weight training programs for all of the school's athletic teams as well as fulfilling the role as the director of the Louisiana Chapter of the National Strength Coaches Association.

# ORGANIZATION

## COACHING STAFF

TIM JORGENSEN *continued*

He was a graduate assistant at the University of Alabama and served as an assistant at his alma mater, Southwest Missouri State University. Jorgensen remains an active participant in the National Speed and Explosion Association and the Professional Strength and Conditioning Coaches Association. He received an award from the Professional Strength and Conditioning Coaches Association in 1999 as recognition for his contributions to the field of strength and conditioning. He is a graduate of Southwest Missouri State, where he played football and participated in track.

Jorgensen was born April 21, 1955 in St. Louis, Mo. He and his wife, Cindy, have three children – Jaclyn, Jessica and Jake.



## JOE KIM

**Assistant  
Strength Coach**

**Year with Browns: 6th**

**Year in NFL: 7th**

Assistant Strength Coach Joe Kim works closely with Strength Coach Tim Jorgensen in overseeing the Browns strength and conditioning program.

Kim rejoins the Browns after holding the same position from 1991-95. During the 1999 season, he assisted in the strength and development of both the offensive and defensive lines for the Browns. In 1998, Kim served as a team consultant for the Dallas Cowboys, working primarily with the defensive line as a pass rush specialist.

As a student of the martial arts for over 26 years, Kim received a 4th degree black belt and won 13 gold medals at the state, national and world levels before retiring from amateur competition in 1991.

Kim was voted Taekwondo Instructor of the Year by the United Martial Arts Black Belt Association three consecutive years (1994-96). He is also the coach for the two-time Olympic Taekwondo Champion, Juan Moreno, who is currently preparing for the 2000 Olympic Games in Sydney, Australia. Kim also serves as Chief Instructor for the Taekwondo & Cardio-fit Kickboxing classes at U.S. Taekwondo & Cardio-Fit Kickboxing, Inc. with three locations in Northeast Ohio.

Kim was born June 18, 1969 in Lakewood, Ohio. He and his wife, Jeana, have two daughters: Katie, 6, and Lexi, 3, and reside in North Ridgeville.



## MARK MICHAELS

**Special Teams  
Coach**

**Year with Browns: 2nd**

**Year in NFL: 2nd**

Mark Michaels is the special teams coach for the Browns after previously serving as the special teams quality control coach during Cleveland's 1999 season. He joined the club after coaching the previous nine years at the collegiate level. The Browns' special teams units ranked fourth in the NFL in kickoff coverage in 1999 – yielding 18.2 yards per return – while punter Chris Gardocki finished sixth in the League in net punting average. Also, Phil Dawson scored the first rushing touchdown by a kicker since 1985, and he also hit a 39-yard field goal as time expired to beat the Steelers.

Michaels spent one season on the University of Massachusetts football staff, where he instructed one of the top linebacking corps in the Atlantic 10 Conference. Michaels coached Khari Samuel, who earned First-Team



## MARK MICHAELS *continued*

## COACHING STAFF

All-America honors and is now with the Chicago Bears. He also guided Kole Ayi, who earned Second-Team All-Atlantic 10 honors and set a school single season record for solo tackles during his first year as a starter. In addition to his duties with the linebackers, Michaels directed the special teams for the 1998 Division I-AA national champions, with UMass posting an overall record of 12-3.

Prior to his stint at UMass, Michaels served at Brown University for four years working with the linebackers and special teams.

Michaels was the defensive line and linebackers coach at New Haven for four years (1987-90), working with Chris Palmer, who was the head coach at New Haven from 1986-87.

As the head coach of the Helsinki (Finland) Roosters, Michaels led the team to the Finnish Maple League title in 1991. He then served for one season as linebackers coach for the Utah Pioneers of the Professional Spring Football League.

Michaels is a 1986 graduate of the University of Connecticut, where he was a two-time All-New England first-team pick and the Yankee Conference Co-Defensive Player of the Year in 1985. In October 1998, Michaels was named to the 100th Anniversary football team at UConn, being one of 33 players voted to the squad. He still ranks first all-time at Connecticut in sacks and second in tackles for loss. Following his playing career at UConn, Michaels signed as a free agent with the Phoenix Cardinals in 1986 before beginning his coaching career.

Michaels was born Aug. 15, 1963 in Kingston, Pa. He and his wife, Mary, have a daughter, Grace Elizabeth, 2.

## RAY PERKINS

### Running Backs Coach

**Year with Browns:** 2nd  
**Year in NFL:** 20th



Ray Perkins, running backs coach of the Cleveland Browns, brings more than a quarter-century of coaching experience to the job, including 13 seasons as a head coach in the National Football League and at the college level. Before being named running backs coach, he served as tight ends coach for the Browns during the 1999 campaign.

Perkins was head coach of the New York Giants from 1979-82 and the head coach of the Tampa Bay Buccaneers from 1987-90. He also led his alma mater, the University of Alabama, to three bowl appearances in four seasons as head coach (1983-86) and served one year as head coach at Arkansas State (1992).

Perkins was offensive coordinator with the New England Patriots on Bill Parcells' staff from 1993-96, helping the Patriots reach the Super Bowl following the '96 season. Most recently, Perkins was the offensive coordinator with the Oakland Raiders (1997).

A standout wide receiver at Alabama (1964-66), Perkins spent five seasons (1967-71) with the Baltimore Colts before a knee injury forced him into early retirement in 1972. He caught 93 passes for 1,538 yards and 11 touchdowns in a Colts uniform and played on two Super Bowl teams, including the 1971 Super Bowl championship team.

His first coaching job was as an assistant at Mississippi State in 1973. He then served four years (1974-77) as the Patriots' receivers coach and a year (1978) as offensive coordinator for the San Diego Chargers before being named the Giants' head coach.

Perkins was born Nov. 6, 1941 in Mount Olive, Miss. He has two sons: Michael, who is the video director for the Jacksonville Jaguars, and Tony, who is a field consultant for Ace Hardware. Perkins and his wife, Lisa, have a daughter, Rachael. They reside in Westlake.

# ORGANIZATION

## COACHING STAFF



### MIKE PITTS

**Defensive  
Assistant**

**Year with Browns: 1st**

**Year in NFL: 1st**

Mike Pitts serves as defensive assistant coach for the Cleveland Browns after three seasons as defensive line coach at Morehouse College in Atlanta.

Pitts had a successful 13-year NFL career with Atlanta, Philadelphia and New England after coming out of Alabama in 1983 as the Falcons' number one draft choice, the 16th overall selection. After spending four seasons in Atlanta (1983-86), Pitts was traded to Philadelphia (1987-92) where he helped the Eagles win the NFC East Championship in 1989. He finished his career in New England (1993-95) after signing with the Patriots as a free agent.

A four-year letterman at Alabama who played under legendary coach Paul "Bear" Bryant, Pitts was a member of the Crimson Tide's 1979 National Championship football team. He earned First Team All-America honors as a senior by UPI, NEA, Football Coaches, Football Writers, The Sporting News, Football News and College and Pro Football Weekly.

Pitts was born Sept. 25, 1960 in Pell City, Ala. He and his wife, Gena, have two children, son Michael Jr., 13, and daughter Phia, 4.



### TONY SPARANO

**Offensive Line  
Coach**

**Year with Browns: 2nd**

**Year in NFL: 2nd**

Tony Sparano is offensive line coach of the Cleveland Browns after serving as the offensive quality control coach during the Browns 1999 season. He came to the Browns after five years (1994-98) as head coach at the University of New Haven, where his Chargers averaged 32.2 points per game and earned two trips to the NCAA Division II playoffs, including a second place finish in 1997.

Sparano was named the New York Metropolitan Football Writers Division II Coach of the Year and the New England Football Writers Division II/III Coach of the Year after both the 1995 and 1997 seasons. His 1997 squad was ranked No. 1 in the Northeast and No. 2 in the country, the highest national ranking for New Haven since 1993.

Earlier in his career, Sparano spent four seasons (1984-87) at New Haven as an offensive line coach and recruiting coordinator. In 1986 and 1987 he served under Browns Head Coach Chris Palmer, who was then the Chargers' head coach.

Sparano followed Palmer to Boston University in 1988 as offensive line coach, strength and conditioning coach, recruiting coordinator and academic coordinator. Sparano spent six seasons (1988-93) at Boston University and was the offensive coordinator from 1989-93, helping the Terriers to an 11-0 mark in 1993. During the '93 campaign, Boston University ranked third nationally in total passing offense and led the Yankee Conference in passing and total offense.

A four-year letter-winner and starting center for New Haven, Sparano earned a bachelor of science degree in criminal law and a minor in juvenile delinquency from New Haven in 1982.

Sparano was born Oct. 7, 1961 in West Haven, Conn. He and his wife, Jeanette, have two sons, Tony and Andrew, and a daughter, Ryan Lehigh. The family resides in Medina.



**RICHARD  
BEDELL****Controller**

As corporate controller, Richard Bedell is responsible for financial reporting and planning, tax and treasury matters for the team's football and stadium operations.

Prior to his arrival with the Browns in 1998, Bedell most recently was vice president of corporate financial affairs with IMG, the largest promoter and manager of sports events and personalities in the world. He was with IMG for 16 years, serving in corporate financial planning and previously as controller.

Bedell, 48, started his career with Hausser + Taylor after earning a bachelor of science in business administration from John Carroll University in 1974. He also earned an MBA from The Weatherhead School of Management at Case Western Reserve University in 1990.

A certified public accountant, Bedell is past president of the Northeast Ohio chapter of the Financial Executives Institute and recently served as chairman of the Walsh Jesuit High School annual alumni fund drive. He is a member of the Ohio Society of Certified Public Accountants and serves on a committee for the St. Vincent DePaul Society's annual Blanket Sunday drive.

He and his wife, Kathy, have four children – Patrick, 21; Brendan, 20; Maria, 19; and Tony, 17. The family resides in Stow, Ohio.

**DIANE  
DOWNING****Stadium Operations  
Manager**

Diane Downing is in her first season as stadium operations manager for the Cleveland Browns. Downing joins the Browns after working the previous four years for the City of Cleveland as the stadium project manager for Cleveland Browns Stadium.

Prior to her position as stadium project manager from 1996-2000, Downing was the assistant executive director for the Ohio Lottery from 1995-96. From 1980-95, she held several positions in the City of Cleveland. Her first appointment with the City was as the assistant director of community development from 1980-85 and was followed up by a position as the executive assistant to Mayor George Voinovich. Downing also served as the executive assistant for services (parks, service, health and aging) for Mayor Michael White from 1990-95.

After receiving a B.A. in political science from Vassar College in 1977, Downing, 45, served as an administrative assistant to County Commissioner Seth Taft from 1977-78. She also worked in the public relations department for National City Bank from 1979-80.

A native of Spring Valley, N.Y., Downing and her husband, Thomas Corrigan, have three children – Deirdre, 15, Sarah, 12, and Thomas, 8.

# ORGANIZATION

## MANAGEMENT



### **BILL HAMPTON JR.**

#### **Director of Operations**

Bill Hampton is responsible for day to day business operations of the Browns' Berea Facility, including the coordination of training camp and team logistics.

Hampton brings 17 years of sports management experience to his position with the Browns. From 1993 to 1998, he was Director of Pro Line Operations and the NFL Coaches Club with NFL Properties in New York. In that capacity, Hampton developed merchandising and marketing opportunities for NFL players and coaches.

From 1982 to 1993, he served as equipment manager for the New York Jets – a position previously held by his father, Bill Sr., and currently by his brother, Clay. Another brother, Drew, is equipment manager for the Jacksonville Jaguars.

Hampton, 38, earned a liberal arts degree from the State University of New York at Brockport. He and his wife, Susanne, have one son, Jack, 3.



### **LAL HENEZHAN**

#### **Assistant Director of Football Operations and General Counsel**

Lal Heneghan is responsible for departmental, salary cap and player contract coordination as well as general legal matters.

Before joining the Browns, Heneghan spent seven years with the National Football League Management Council, where he most recently served as director of labor relations. In that capacity, he supervised the daily operation and interpretation of the NFL salary cap and the Collective Bargaining Agreement and advised clubs on all aspects of their daily labor operations.

After joining the NFL in 1991, Heneghan initially served as labor relations counsel, where he represented clubs in grievance arbitrations and counseled clubs on a variety of labor issues. In 1993, he participated in negotiations with the NFL Players Association, which resulted in the 1993 Collective Bargaining Agreement. The CBA was extended in 1996 and again in 1998.

Previously, Heneghan was a labor attorney at Akin, Gump, Strauss, Hauer & Feld in Washington, D.C.

Heneghan received a bachelor of arts degree from the University of Pennsylvania and is a graduate of the Georgetown University Law Center. At Penn, he was a tight end and co-captain for the 1984 Ivy League Champion football team. During law school, he held clerkships with the Washington office of Baker & Hostetler and the NFL Players Association.

Heneghan, 36, is a native of Rockville, Md. He and his wife, Amy, a pediatrician, have two children, Jack and Lucy.



### CARL MEYER

#### Senior Security Operations Manager



Carl Meyer is responsible for the day-to-day security of the entire Cleveland Browns operation, which includes Cleveland Browns Stadium and the team's Berea training facility and administrative complex.

A 25-year veteran special agent of the United States Secret Service, Meyer was the agency's principle spokesman, and served on the Presidential Protection Detail during the Reagan and Bush administrations. He has extensive experience in domestic and foreign intelligence investigations, and supervised intelligence and security arrangements in the Middle East, Northern Africa, Eastern Europe, Asia and South America.

Meyer, 48, is a graduate of La Salle University with a B.S. in marketing and finance. He and his wife, Irene, a registered nurse, have two sons, Carl III, 18, and Jack, 15.

### BRUCE POPKO, JR.

#### Executive Director of Marketing



Bruce Popko is responsible for overseeing all marketing and promotional activities, including sponsorships, local media rights, ticket operations, luxury suite operations and stadium-related events. As part of the development of the Browns marketing campaign and successful opening of Cleveland Browns Stadium, Popko received a Distinguished Sales & Marketing Award from the Sales & Marketing Executives of Cleveland in February 2000.

Popko joined the Browns in October 1998 after previously serving as director of marketing and promotions for two years with the San Francisco 49ers. Before joining the 49ers, Popko spent three years with the National Football League in New York. For two of those years he was with the NFL Properties marketing group, where he managed an \$8 million annual budget for regional retail advertising and promotions. He also managed sales and marketing efforts for the NFL's satellite programming service, NFL Sunday Ticket.

Prior to joining the NFL, Popko was a marketing manager for the New York Jets Football Club and served as game operations manager for the London Monarchs Football Club (now the England Monarchs as part of NFL Europe).

Currently in Cleveland, Popko serves on the Board of Trustees and the Membership Development Committee for the Convention & Visitors Bureau of Greater Cleveland, the Board of Directors for United Way Services, and the Golf Committee for the Boys Hope Golf Open.

Popko, 30, is a graduate of the University of Pennsylvania, with a B.A. in international relations, and the Stern School of Business at New York University, where he earned his MBA in finance and marketing. He and his wife have a daughter and reside in Shaker Heights.

# ORGANIZATION

## MANAGEMENT



### TODD STEWART

#### Director of Publicity/Media Relations

As director of publicity/media relations, Todd Stewart oversees the department responsible for serving as the liaison between the team and the general public through its work with the local and national media.

Stewart joined the Browns in March 1999 after working the previous nine years (1990-99) as assistant director of public relations with the Indianapolis Colts. Stewart assisted the NFL as the AFC public relations representative at the 2000 Pro Bowl in Hawaii, and he also served on the NFL public relations staff at Super Bowl XXVII and at three consecutive AFC Championship Games (1997-99). He was a member of the Colts public relations staff awarded the 1996 Pete Rozelle Award, an annual honor bestowed to the NFL's top PR staff as voted by the Pro Football Writers of America.

He obtained a B.S. in communications from Miami (Ohio) University in 1988 and worked as a graduate assistant in the sports information department at the University of Tennessee from 1988-90 while also pursuing a master's degree in communications.

Stewart, 34, is a native of Cincinnati, Ohio. He is married to the former Rebecca Wilson of Cincinnati, Ohio. They have a son, Blake, and reside in Brunswick Hills.

CLEVELAND  
**BROWNS**  
■ .COM

YOUR FIRST HIT FOR  
CLEVELAND BROWNS FOOTBALL



# ORGANIZATION

## PLAYER PERSONNEL

### JOE COLLINS

Director of  
Player Personnel



Joe Collins manages and oversees the Browns' personnel departments, including the evaluation of professional and college personnel.

He joined the Browns in March 1999 after working from 1995-99 with the San Francisco 49ers as coordinator of pro personnel. Collins has 29 years of experience in coaching and scouting.

He entered the coaching profession as an assistant at Eastern Michigan in 1972, then moved to Xavier University (Cincinnati, Ohio) as offensive coordinator in 1973 before assuming offensive coordinator duties at Central State (Ohio) from 1974-76 and at North Carolina A&T in 1977. Collins began his scouting career with Blesto in 1978 and joined the New York Jets in 1979 where he worked 15 years as a talent scout before joining the 49ers.

Collins was a standout strong safety at South Dakota (1965-68), where he set the school record for interceptions. He graduated from South Dakota in 1969 with a degree in accounting and business management. His father, Rip, served as the visiting clubhouse man for many years with the Detroit Tigers after a career in the Marine Corps. Collins, 52, was born in Detroit, Mich., and is married to the former Sue Hisey of Celina, Ohio. They currently reside in Fairview Park, Ohio.

The Collins' four children were all born in Ohio. They have three sons – Steve, Joe, and Craig – and a daughter, Michelle, who has two children – Alec and Caroline – with husband Patrick.

### PHIL NERI

College Personnel  
Coordinator



Phil Neri coordinates the Browns' college scouting efforts, including the evaluation of college players and the supervision of the college scouts. He joined the Browns in June 1998 after working with the New Orleans Saints in 1997.

Neri was originally hired by the Blesto Scouting Combine as an area scout in 1978. He joined Dick Vermeil and Carl Peterson with the Philadelphia Eagles in 1979 and worked with the Eagles until joining the Seattle Seahawks in 1984. He worked in various scouting capacities including Director of College Scouting with the Seahawks from 1984-96. Neri was responsible for drafting standouts such as Joey Galloway, Walter Jones, Pete Kendall, Cortez Kennedy, Michael Sinclair and Shawn Springs.

Neri, 49, was born in Santa Monica, Calif., and attended Santa Clara University from 1969-73. He taught and coached football at Notre Dame High School before serving two years as a graduate assistant at San Jose State. Neri is married to the former Julie Johnson of Kirkland, Washington. They have a son, Anthony, 9, and a daughter, Allison, 7, and reside in Strongsville.

# ORGANIZATION

## PLAYER PERSONNEL



### KEITH KIDD

#### Pro Personnel Coordinator

Keith Kidd is responsible for managing the pro personnel department, including the scouting and evaluation of NFL players and the advance scouting of Browns' opponents. He also plays a role in the acquisition of players during the NFL free-agent signing periods and the regular season, as well as assisting in the negotiation of player contracts.

Kidd joined the Browns in 1999 after working with the Arizona Cardinals from 1991-98. He joined the Cardinals as a staff administrative assistant and began serving in a professional personnel capacity in 1994 before adding advance NFL scouting to his list of responsibilities in 1997.

He entered the coaching profession as tight ends coach at Eastern Kentucky University in 1987-88 before coaching defensive backs at Arizona State University from 1989-90. His father, Roy, has posted a 293-112-8 record as the head coach at Eastern Kentucky University the past 36 years, making him the third-winningest coach among active Division 1 and 1-AA coaches trailing only Penn State's Joe Paterno (317) and Florida State's Bobby Bowden (304). His brother, Marc, is executive vice president with Lexington, Ky., based Host Communications.

Kidd, 36, was born in Richmond, Ky. He holds a B.S. in administration and a M.S. in sports administration from Eastern Kentucky. He and his wife, Laura, have a son, Kody, 3, and reside in Strongsville.



### LES MILLER

#### Senior Assistant, Football Operations

Les Miller assists with the evaluation of the professional talent pool, while coordinating logistics for the Browns with free agent visits and at the NFL Scouting Combine. He joined the Browns in 1998 after working as the director of player development with the St. Louis Rams from 1996-98.

After playing in the New York Yankees minor league system in 1955, Miller coached football, basketball and baseball at the high school level and worked in private business from 1958-67. He was an assistant coach working with quarterbacks, running backs and wide receivers at Brigham Young University from 1968-72 before working with the Miami Dolphins as a player personnel scout between 1972-75. Miller then served as director of player personnel with the Kansas City Chiefs from 1975-87, as director of college scouting with the San Diego Chargers from 1988-90 and as director of player personnel/assistant director of football operations with the World League, now NFL Europe (1990-96).

Miller, 63, was born in Bernice, Okla. He attended Oklahoma State from 1954-55 and graduated from Pittsburg (Kansas) State University in 1958. He is married to the former Joyce Holmquest of Miami, Okla., and they reside in Avon Lake, Ohio. They have four adult children (Mike, Debbie, Marty, and Matt, who is an assistant football coach at Kansas State) and two grandchildren (Casey and Leslie).



### JEREMY GREEN

Pro Personnel  
Scout



Jeremy Green joined the Browns in 2000 after serving as a scout with the San Francisco 49ers for the past two years. Green, whose father, Dennis, is the head coach of the Minnesota Vikings, was a talent scout for ProServ Football in 1995 before joining the football publication War Room in 1996. Green evaluated both college and pro personnel for the annual publication for three years. He was recruited to play point guard at Iona in 1989. He transferred to Cal-Poly San Luis Obispo in 1991 and was a two-year starter at the point for the Mustangs. He graduated from Cal Poly in 1993 with a bachelor's degree in physical education. Green, 29, was born in Harrisburg, Pa. He played football, basketball and golf at Santa Cruz High School in Santa Cruz, Calif. Green and his wife, Shari, have one daughter, Mollie Mackenzie, 1.

### STEVE SABO

Pro Personnel  
Scout



As pro personnel scout, Steve Sabo is responsible for scouting 10 NFL teams, and he assists with advance scouting of upcoming opponents. He also plays a role with the acquisition of unrestricted free agents.

Sabo joined the Browns after working with the New Orleans Saints from 1994-98. He worked as an administrative assistant with the Saints from 1994-96 and as a pro scout from 1996-98. Prior to joining the Saints, Sabo worked as a research assistant with NFL Films in 1993-94.

Sabo, 29, was born in Willingboro, N.J. and graduated from Kutztown University in 1993. He is married to the former Ursula Anderson of Knoxville, Tenn. They have a daughter, Anderson, and reside in Middleburg Heights.

# ORGANIZATION

## COLLEGE SCOUTS



### **BOBBY BURNS**

**College Area  
Scout - Blesto**

Bobby Burns has worked as a Blesto scout since 1995, including the past two years with the Browns. He worked as a coach at Holy Cross College (1967-68), Colgate University (1968-72), the University of Cincinnati (1973), Boston University (1973-76), New England Patriots (1976-79) and at Boston College (1979-83) before running his own advertising business from 1983-95. Burns graduated from California University of Pennsylvania in 1960 and obtained a master's degree from Michigan State University in 1966. Burns, 60, was born in Pittsburgh, Pa. He has three children, Jill, 37, Jacqueline, 34, and Stephen, 30, and resides in Fultonville, N.Y.



### **THOMAS DIMITROFF, JR.**

**College Area  
Scout - West**

Thomas Dimitroff, Jr. joined the Browns in 1998 after working as an area scout for the Detroit Lions from 1994-1997. He came to Detroit from the Kansas City Chiefs where he scouted the Ohio/Pennsylvania area in 1993. Prior to his stint with Kansas City, Dimitroff worked for a year in the scouting/player personnel area with the World League. He assisted in overseeing all NFL, CFL and World League player transactions. Dimitroff previously worked with the Saskatchewan Roughriders of the CFL in 1990-91 as the Canadian Scouting Coordinator. He captained the University of Guelph (Canada) football team from 1987-89. Dimitroff, 34, was born in Barberton, Ohio. He is single and resides in Boulder, Colo. He is the son of the late Cleveland Browns scout, Tom Dimitroff.



### **JOHN GUY**

**College Area  
Scout - Southwest**


John Guy joined the Browns in 1998 after working as the defensive ends coach with the Oakland Raiders from 1995-98. He entered coaching as an assistant coach at the University of North Carolina in 1973. He coached the Tar Heels defensive front until 1978 when he served as an assistant coach working with the nose tackles at Virginia Tech. He coached linebackers at Duke from 1978-81 before moving to Georgia Tech from 1981-87, coaching the Yellow Jackets defensive line in 1981-82 and linebackers from 1982-87. Guy coached linebackers at Alabama from 1987-90 and worked as assistant head coach/linebackers at Kentucky from 1990-92. He was special teams coordinator with the Pittsburgh Steelers from 1992-94 before joining the Raiders. Guy earned a B.S. degree from North Carolina A&T in 1973 and a master's degree from North Carolina in 1976. Guy, 49, was born in Greensboro, N.C., and resides in Irving, Texas.



## COLLEGE SCOUTS

### **KEN MOLL**

**College Area  
Scout – Southeast**



After working as a college scout with the Jacksonville Jaguars from 1994-98, Ken Moll joined the Browns in 1998 in a similar capacity. He previously worked as a college scout with National Football Scouting in 1993-94. Moll spent 15 years as an assistant coach on the collegiate level, including nine years (1983-91) at Richmond and six years (1977-82) at Louisville. Moll received a bachelor's degree (1977) and master's degree (1979) from Louisville. Moll, 45, was born in Harrison, N.Y., and is married to the former Kimberly Collins of Brandenburg, Ky. They have two children, Joshua, 14, and Chelsea, 11, and reside in Pewee Valley, Ky.

### **GEORGE STREETER**

**College Area  
Scout – East Coast**



Prior to joining the Browns in 1998, George Streeter worked for the San Francisco 49ers from 1996-97 as the pro personnel/AFC scout. He came to San Francisco after working from 1992-95 as the Green Bay Packers' midwest area scout. Streeter holds a bachelor's degree in business from Notre Dame where he was a four-year letterman and three-year starter at strong safety. He was selected by Chicago in the 11th round of the 1989 NFL Draft and saw action as a defensive back with the Bears in 1989 and the Indianapolis Colts in 1990. Streeter, 33, was born in Chicago, Ill., and is married to the former Jennifer Hurt of Phoenix, Ariz. They have a daughter, Shea, 9, and sons, Jordan, 7, and Benjamin, 5, and reside in Charlotte, N.C.

# ORGANIZATION

## FOOTBALL SUPPORT STAFF



### MIKE COLELLO

#### Head Athletic Trainer

Mike Colello is in his second season as the head athletic trainer with the Browns, coordinating the medical care for the organization and players. He previously worked as an assistant athletic trainer with the New York Giants from 1994-98. He holds a B.S. in education from UNL (1983) and a M.S. in physical education from Syracuse University (1985).

Colello is a certified member of the National Athletic Trainers Association and a licensed athletic trainer in the state of Ohio. He worked as an athletic trainer with Lynchburg in the Class A Carolina League in the New York Mets organization from 1982-84. He also worked as head athletic trainer at Diablo Valley Junior College (1985-86) and as assistant athletic trainer at the University of Southern California (1987-92) and UCLA (1993-94) before joining the Giants.

Colello was born in Middletown, N.Y. He is married to the former Jean McMahon of Farmingville, N.Y. They have a son, Michael James, 7, and a daughter, Julia Ann, 1, and reside in Strongsville.



### PATRICK DOLAN

#### Video Director

Patrick Dolan is in his second season with the Browns after working as assistant video director with the Pittsburgh Steelers from 1988-98. He holds a B.S. degree in business administration/accounting from the University of Pittsburgh (1987) and worked as a graduate assistant in 1987-88. Dolan, 35, was born in Sharon, Pa., and is married to the former Tammy Lockhart of Port Vue, Pa. They have two daughters, Jenna, 6, and Julia, 3, and reside in Medina.



### ROBERT A. MONICA

#### Head Equipment Manager

In his second season with the Browns, Equipment Manager Bobby Monica joined the club in 1998 after previously serving as equipment manager of the Jacksonville Jaguars from 1994-98. He also worked from 1980-93 with the Miami Dolphins. He holds a B.A. in sports administration from St. Thomas University. Monica, 43, was born in Madison, N.J. He is married to the former Donna Beets of Miami, Fla. They have a son, Gino Anthony, 8, and a daughter, Victoria Marie, 4, and reside in Strongsville.



## FRONT OFFICE STAFF



**Niki Adams**  
Marketing Manager



**Todd Argust**  
Assistant Stadium  
Operations Manager




**Bram Arrington**  
Database Administrator



**Dan Arthur**  
Director of New Media




**Davita Bailey**  
Receptionist to Stadium  
Executive Offices



**Ross Benjamin**  
Stadium Security Manager



**John A. Bergfeld, M.D.**  
Team Physician, Cleveland  
Clinic Sports Health



**Chad Bogard**  
Assistant Video Director




**Renee Bower-Zalmanek**  
Administrative Assistant to the  
Director of Operations



**Sam Brown**  
Security Officer



**Jackie Burke**  
College Scouting Administrator



**Ulysses Byas**  
Assistant Athletic Trainer

# ORGANIZATION

## FRONT OFFICE STAFF



**Meredith Camp**  
Director of Event Marketing



**Cheryl Cannon**  
Administrative Assistant to  
Coaching Staff



**Monica Cianchetti**  
Executive Assistant/Football  
Operations & General Counsel



**Joe Cockburn**  
Security Officer



**Rachel Czekalinski**  
Marketing Manager



**TerriKay Davis**  
Administrative Assistant to  
Ticketing



**Anthony Dick**  
Practice Field Groundskeeper



**Linda Dienes**  
Receptionist



**Robert Dimeff, M.D.**  
Team Physician, Cleveland  
Clinic Sports Health



**Mike Dolan**  
Marketing Manager



**Faye Donovan**  
Executive Assistant to  
President and Chief Executive  
Officer



**Mitch Doremus**  
Director of Scoreboard  
Operations



## FRONT OFFICE STAFF



**Carla Farison Long**  
Business & Operations  
Administrator



**Gordon Foust**  
Director of Information  
Technology



**Frank Fox**  
Audio/Visual Technician



**Amy Gretsinger**  
Manager of New Media



**Amy Gulich**  
Administrative  
Assistant/Receptionist for  
Stadium Operations



**Dan Habinek**  
Customer Relations  
Coordinator



**Stella Harhay**  
Executive Assistant to Director  
of Player Personnel



**JaDonn Harris**  
Pro Personnel Assistant



**Greg Hipp**  
Facilities Manager/Berea



**Jason Holt**  
Stadium Groundskeeper



**Jamir Howerton**  
Public Relations  
Assistant/Player Liaison



**Michael Jennings**  
Director of Ticket Operations

# ORGANIZATION

## FRONT OFFICE STAFF




**Hillary Johnson**  
Director of Community  
Relations



**Linwood Jones**  
Database Analyst



**Monee Kidd**  
Cleveland Browns Foundation  
Manager




**Chris Kurman**  
Assistant Equipment Manager



**Marty Lauzon**  
Assistant Athletic Trainer



**Charles London**  
Assistant Stadium Operations  
Manager



**Ken Louard**  
Assistant Director of Business  
Operations



**Dino Lucarelli**  
Manager of Alumni Relations



**Trip MacCracken**  
Salary Cap Administrator



**Bob Markowitz**  
Operations Coordinator



**Ken Mather**  
Coordinator of Publicity/Media  
Relations



**Kathy Mathis**  
Security Specialist



# ORGANIZATION

## FRONT OFFICE STAFF



**Marcia Maus**  
Executive Assistant to  
Head Coach



**Carol Meier**  
Receptionist



**Karen Meier**  
Customer Relations  
Coordinator



**Jolene Miller**  
Accounts Payable Coordinator



**Jason Miller**  
Security Officer



**Michael Mirwald**  
Facilities Manager/Stadium



**Angel "Moe" Morales**  
Team Security Manager



**Erica Muhleman**  
Marketing Coordinator



**Michelle Musarra**  
Executive Assistant to  
Vice President—  
Finance & Treasurer



**Lorne Novick**  
Finance and Legal Associate



**Amy Palcic**  
Public Relations Assistant



**Sherry Panzeter**  
Executive Assistant to the  
Vice President, Director of  
Football Operations

# ORGANIZATION


## FRONT OFFICE STAFF



**Geri Pastor**  
Administrative Assistant  
to Human Resources/  
Receptionist



**Neal Pate**  
Assistant Head Groundskeeper



**Jeff Patton**  
Network Administrator



**Mike Patton**  
Senior Ticket Operations  
Manager



**Chris Powell**  
Head Groundskeeper



**Erika Ralph**  
Executive Assistant to the  
Vice President, Business  
Operations & Chief  
Administrative Officer



**Julie Ann Reeder**  
Events Manager



**John Reid**  
Team Photographer



**Brett Reynolds**  
Assistant Director of Marketing



**Laurie Rice**  
Assistant Controller



**Skip Rose**  
Stadium Guest Services  
Manager



**Brendan Rowe**  
Operations Manager



## FRONT OFFICE STAFF



**Ken Rundle**  
Lead Security Officer



**Jeanne Sgro**  
Ticket Manager



**Jackie Skalba**  
Human Resources Manager



**Kelly Solomon**  
Suite Services Coordinator



**Scott Springer**  
Practice Field Groundskeeper



**Matt Srodek**  
Utility Coordinator



**Terry Steirer**  
Payroll Administrator



**Christy Svagerko**  
Administrative Assistant for  
Stadium Events



**Krystal Thomas**  
Browns Backers Coordinator



**John Tironi**  
Ticket Manager



**Joe VanDetta**  
Video Assistant



**Zak Vranesevic**  
Mailroom Coordinator

# ORGANIZATION

## FRONT OFFICE STAFF



**Jeff Wallo**  
Video Assistant



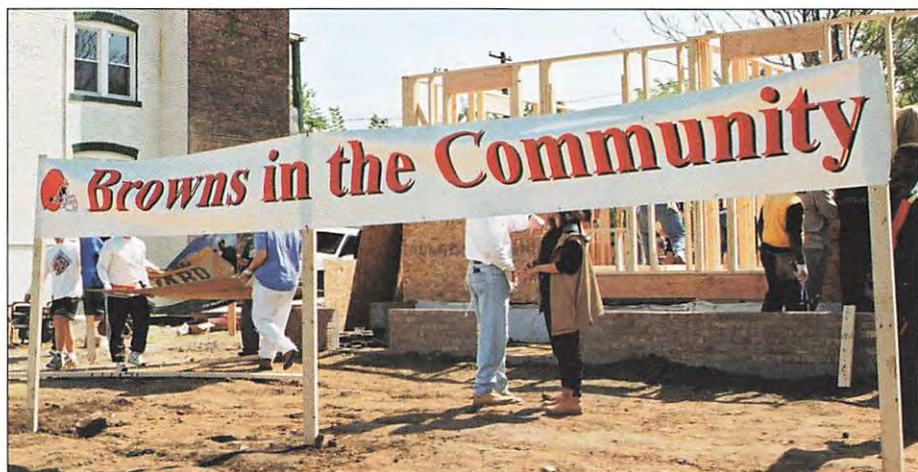
**John Watt**  
Stadium Groundskeeper



**Jenner Wise**  
Community Relations  
Coordinator



**Jerry Zalmanek**  
Assistant Equipment Manager



Nearly 100 members of the Cleveland Browns organization—players, coaches and staff members—helped build a home in Cleveland through the Greater Cleveland Habitat for Humanity organization.



## CLEVELAND BROWNS FOUNDATION

The primary purpose of The Cleveland Browns Foundation is to help meet the needs of disadvantaged youth in the Northeast Ohio area from childhood through teenage years. The Foundation's goal is to attempt to address educational, social, cultural, financial and other problems faced by disadvantaged youth and try to cure or prevent such problems before they occur.

The Foundation was formed as the philanthropic arm of the Cleveland Browns in January of 1998. Founded by Browns Chairman Alfred Lerner, the Foundation supports the local community by funding programs that improve the lives of those who are at risk, especially children, in Northeast Ohio communities.

The Foundation conducts numerous fund-raising activities throughout the course of the year. The funds raised are distributed annually through a grant application process that is reviewed by a local advisory board.

Several events have already been a big hit this year, including the Draft Day Party, Second Annual Tailgate Party and the First Annual Golf Outing. Other events planned for later this year are the Armada Funds Cleveland Browns Touchdown Run and the 2000 Cleveland Browns Luncheon.

### The Foundation has four areas of focus:

**Education** – To promote reading, math, computer and science skills.

**Arts & Culture** – To promote exposure to culture in the Northeast Ohio area and encourage students activities in the arts and related programs.

**Career Development** – To promote the pursuit of higher education in conjunction with area colleges, universities and trade schools.

**Health** – To promote healthy living and physical fitness and discourage substance abuse.



**Judge George White**  
Director, Cleveland  
Browns Foundation



Vice President, Director of Football Operations Dwight Clark mingled with fans and signed autographs at the Foundation's Second Annual Tailgate Party.

# ORGANIZATION

## CLEVELAND BROWNS FOUNDATION

### Dream Seats

At every home game, the upper Northwest corner of Cleveland Browns Stadium is filled with a very special group of students. You can't buy a ticket to sit in this section. Entrance to the Dream Seats section of the Stadium is earned by students who have worked hard to achieve their goals, through their participation in community service projects, or by improving their academic performance in school. Each student earning a Dream Seats ticket must also sign a pledge card, promising not to drink, smoke or use illegal drugs during their participation in the program – hopefully for life.

In 1999, over 1,500 students and their chaperones packed the Dream Seats with bright orange shirts, painted faces, smiles and cheers. Most of these students had never been to a professional sporting event before and they were thrilled for the chance to join the other fans in Cleveland Browns Stadium, cheering their beloved Browns to victory. The Foundation knows that in order to be successful in life, students must get in the habit of setting clear goals, and working hard to achieve them. And students are motivated to achieve when they know that their efforts will be appreciated and rewarded. A ticket to a Cleveland Browns game is the ultimate reward.


For more information about The Cleveland Browns Foundation, please contact the Foundation at 440-891-5053.



Nearly 1,500 students participated in the Foundation's Dream Seats program in 1999.









## VETERANS



# 53 RAHIM ABDULLAH

## LINEBACKER

**Games Played/Started:** 1999 (16/13).

**Career Totals:** 16 games, 13 starts.

**Career Transactions:** Selected by the Cleveland Browns in the second round, 45th overall, in the 1999 NFL Draft.

**Career Highlights:** Ranked fourth on the club with 90 tackles (68 solo)...Started his first NFL game Sept. 26, 1999 at Baltimore at leftside linebacker...Recorded a career-high 14 tackles Oct. 31, 1999 vs. New Orleans.

### Seasonal Reviews

**1999:** Appeared in all 16 regular-season games and earned the starting leftside linebacker position early in the year with 13 starts...Ranked fourth on the club with 90 tackles (68 solo, 22 assists)...Played reserve linebacker and special teams Weeks 1 and 2...Started his first NFL game Week 3 at left linebacker 9/26 at Baltimore, and responded with 5 tackles and his first career interception off Ravens QB Stoney Case...Continued his fine performance Week 4 vs. New England 10/3 with 11 total tackles and shadowed Patriots TE Ben Coates allowing no recep-

tions...Recorded a career-high 14 tackles in Cleveland's 21-16 win at New Orleans 10/31...Game 1 vs. Pittsburgh 9/12: Played in his first NFL game and replaced John Thierry (calf cramp) during the third quarter and recorded 2 tackles...Also played on special teams...Game 2 at Tennessee 9/19: Recorded 4 solo tackles...Game 3 at Baltimore 9/26: Started his first NFL game at the left linebacker position and responded with five solo tackles and one interception...Recorded his first career interception off Ravens QB Stoney Case at the Ravens 33-yard line on the first play of the second half...His interception early in the third quarter set up a Cleveland 49-yard field goal...Game 4 vs. New England 10/3: Started at left linebacker and recorded 10 tackles, including 6 solo...Stopped Patriots running back Lamont Warren for a loss of 3 yards late in the fourth quarter...Game 5 vs. Cincinnati 10/10: Started at left linebacker and recorded 7 solo tackles...Game 6 at Jacksonville 10/17: Started at left linebacker and was second on the team with 8 tackles, including 7 solos...Also played special teams with 2 solo tackles...Game 7 at St. Louis 10/24: Started at left linebacker and recorded four tackles, including 2 solos...Also recorded 1 hit on Rams QB Kurt Warner...Left the game in the third quarter (hip) and did not return...Game 8 at New Orleans 10/31: Started at left linebacker and was second on the club with 14 tackles, including 9 solos...His 14 tackles were a career high...Game 9 vs. Baltimore 11/7: Started at left linebacker with 4 tackles, 1 solo...Also played special teams with 1 solo tackle...Game 10 at Pittsburgh 11/14: Started at left linebacker with 8 tackles, including 7 solos, 1 pass broken up and 1 hit on Steelers QB Kordell Stewart...Also played special teams with 2 solo tackles...Game 11 vs. Carolina 11/21: Started at left linebacker with 4 tackles, including 3 solos...Also played special teams...Game 12 vs. Tennessee 11/28: Started at left linebacker with 2 solo tackles...Also played special teams...Game 13 at San Diego 12/5: Played left linebacker and recorded 4 tackles, including 3 solos...Registered a hit on Chargers QB Jim Harbaugh...Also played special teams...Game 14 at Cincinnati 12/12: Started at left linebacker and was third on the club with 8 tackles, including 6 solo and 1 pass broken up...Also played special teams...Game 15 vs. Jacksonville 12/19: Started at left linebacker with 6 tackles, including 4 solos...Also played special teams with 1 solo tackle...Game 16 vs. Indianapolis 12/26: Started at left linebacker...Also played special teams.

**College:** In three year collegiate career, totaled 34 games with 26 starts, 198 tackles (114 solo), 3 fumble recoveries, 3 forced fumbles, 12 passes broken up, 16.5 sacks and 2 interceptions...One of just three players in Clemson history to record 3 return touchdowns in a career...Junior year All-Atlantic Coast Conference First-Team selection...Lined up at the "Bandit" (strongside outside linebacker) position...Fifth in the ACC with 7.5



RAHIM ABDULLAH *continued*

VETERANS

sacks for minus 44 yards and 15 stops for losses of 61 yards...Fourth on the team with 89 tackles (49 solos)...Deflected 4 passes and had 8 quarterback pressures...Caused 2 fumbles and posted 3 hits on the special team units...Sophomore year took over the "Bandit" position, recording 73 tackles (39 solos) with 3 sacks for minus 24 yards and 4 stops for losses of 28 yards...Credited with 16 quarterback pressures and a 63-yard interception return...Deflected 5 passes and recovered 2 fumbles...Also blocked a pair of kicks...Freshman year played in 11 games, with three starts...Finished with 36 tackles (26 solos), 6 sacks for minus 41 yards, 11 stops for losses of 53 yards and 6 quarterback pressures...Deflected 3 passes and intercepted another...Redshirted as a freshman...Entered college as a 195-pound outside linebacker.

**Personal:** Ranked as one of the top eight defensive ends in the Dixie region by *Blue Chip Illustrated*, which also selected him to their All-America team, adding Super Prep Florida 75, *USA Today* All-USA honorable mention as a senior at Fletcher (Jacksonville, Fla.) High...Speech Communications major at Clemson...Born Rahim Fahim Abdullah (his first name means "merciful" in Arabic)...Has one child, Arahim Khaia Abdullah...Resides in Jacksonville Beach, Fla.

### ABDULLAH'S SINGLE-GAME CAREER HIGHS

**TACKLES:** 14 at New Orleans 10/31/99

**SACKS:** 0

**INTERCEPTIONS:** 1 at Baltimore 9/26/99

**INTERCEPTION RETURN YARDS:** 0

### ABDULLAH'S DEFENSIVE STATISTICS

Year	TACKLES			Sacks No/Yds	Int's No/Yds	Passes Def.	Fumbles Rec./For.	Special Teams Tackles
	Total	Solo	Asst.					
1999 (Cle.)	90	68	22	0/0	1/0	1	0/0	7
<b>Career</b>	<b>90</b>	<b>68</b>	<b>22</b>	<b>0/0</b>	<b>1/0</b>	<b>1</b>	<b>0/0</b>	<b>7</b>

## DERRICK ALEXANDER 94

DEFENSIVE END



**Games Played/Started:** 1995 (15/12); 1996 (12/9, 1/0); 1997 (14/14, 1/0); 1998 (16/16, 2/2); 1999 (16/16).

**Career Totals:** 73 games, 67 starts.

**Postseason Totals:** 4 games, 2 starts.

**Career Transactions:** Selected by Minnesota in the first round, 11th overall, in the 1995 NFL Draft...Signed by Minnesota Aug. 17, 1995...Signed by Cleveland as an unrestricted free agent April 17, 1999.

**Career Highlights:** Ranks seventh on Vikings' all-time list for starts by a defensive end with 51 and tied for fourth with Carl Eller on the consecutive games started list with 42.

#### Seasonal Reviews

**1999:** Started all 16 regular-season games at defensive end for the Browns and emerged as a team leader both on the field and in the locker room...Started the first three regular-season games at left defensive end before moving over to right

**HEIGHT**

6-4

**WEIGHT**

286

**COLLEGE**

Florida State

**BIRTH DATE**

Nov. 13, 1973

**HOW ACQUIRED**

(UFA) - '99

**YEAR IN NFL**

6th

# PLAYERS

## VETERANS

DERRICK ALEXANDER *continued*

defensive end for the final 13 regular season games...Registered 60 total tackles, 36 solo, and led the team with 15 quarterback hits...Also added 2.5 sacks for 25 yards and 1 pass defensed...Had a season-high 6 tackles, 4 solo, and 1 sack for 12 yards on Steelers QB Kordell Stewart Week 1 vs. Pittsburgh 9/12...Chosen by teammates as the 1999 Cleveland Browns recipient of the Ed Block Courage Award, which annually recognizes the athlete who exemplifies the qualities of courage, compassion, commitment and community service...Game 1 vs. Pittsburgh 9/12: Started at left end on the defensive line and recorded 6 tackles, 4 solo and 2 assists, 1 quarterback sack of Steelers QB Kordell Stewart for 12 yards, 1 quarterback pressure and 1 pass broken up...Game 2 at Tennessee 9/19: Started at left defensive end and recorded 2 tackles, 1 solo and 1 assisted tackle...Also recorded 2 quarterback pressures on Titans QB Neil O'Donnell...Game 3 at Baltimore 9/26: Started at left end and recorded 2 solo tackles and 1 quarterback hit...Sacked Ravens QB Stoney Case for an 8-yard loss...Game 4 vs. New England 10/3: Started at right defensive end and recorded 4 tackles, including 2 solos, 0.5 sacks for 5 yards and 1 hit on Patriots QB Drew Bledsoe...Game 5 vs. Cincinnati 10/10: Started at right defensive end with 3 tackles, 2 solo and 2 hits on Bengals QB Akili Smith...Game 6 at Jacksonville 10/17: Started at right defensive end and recorded 4 tackles, including 3 solos...Game 7 at St. Louis 10/24: Started at right defensive end and recorded 4 tackles, including 3 solos...Game 8 at New Orleans 10/31: Started at right defensive end with 5 tackles, including 3 solos and 1 hit on Saints QB Billy Joe Hobert...Game 9 vs. Baltimore 11/7: Started at right defensive end with 5 tackles, including 3 solos...Game 10 at Pittsburgh 11/14: Started at right defensive end with 5 tackles and 2 hits on Steelers QB Kordell Stewart...Game 11 vs. Carolina 11/21: Started at right defensive end with 3 solo tackles, 1 hit on Panthers QB Steve Beuerlein and 1 pass broken up...Game 12 vs. Tennessee 11/28: Started at right defensive tackle with 5 tackles, including 2 solos...Also had 1 hit on Titans QB Steve McNair...Game 13 at San Diego 12/5: Started at right defensive end and had 4 tackles, including 2 solos...Game 14 at Cincinnati 12/12: Started at right defensive tackle one spot over from his normal starting assignment at right defensive end, replacing the injured Stalin Colinet (ankle)...Recorded 3 solo tackles, including 1 hit on Bengals QB Jeff Blake...Game 15 vs. Jacksonville 12/19: Started at right defensive end with 3 tackles, including 2 solo, and 1 hit on Jaguars QB Mark Brunell...Game 16 vs. Indianapolis 12/26: Started at right defensive end with 2 tackles.

**1998:** In fourth season with Vikings, started all 16 regular-season games and two postseason contests...1998 season totals included 57 tackles, 7.5 sacks, 39 quarterback hurries, 4 forced fumbles and 5 tackles for a loss... His 1998 postseason stats included 6 tackles, 1 tackle for loss and 3 quarterback hurries...Led the team with 4 forced fumbles, giving him 11 for his career...Third on the team with 39 quarterback hurries...Finished second on the team with 7.5 sacks and seventh on the team with 57 tackles, which was tops for defensive linemen...Had 5 tackles, including a tackle for loss, a sack and a pair of quarterback hurries in 50-10 win vs. Jacksonville (12/20)...Had 2 tackles, 2 quarterback hurries and a forced fumble at Baltimore (12/13)...Had 1 sack, 3 tackles, a tackle for loss and forced fumble vs. Chicago (12/6)...Tied season high with 7 quarterback hurries at Dallas (11/26) on Thanksgiving Day...2 sacks vs. Cincinnati marked his fourth career 2-sack day...His 0.5 sack vs. New Orleans (11/8)...Notched fourth sack vs. Washington (10/18)...Sacked Green Bay's Brett Favre twice (10/5), his third 2-sack game of his career...Forced fumble on Tampa Bay's Mike Alstott that led to Viking touchdown in season opener (9/6)...Started at defensive end in NFC Championship game vs. Atlanta where he had 2 tackles and 2 quarterback pressures...Started at defensive end in Divisional Playoff game vs. Arizona (1/10) where he had 4 tackles, a tackle for loss and a quarterback hurry.

**1997:** Led team in forced fumbles (3)...Recorded then career season-high in sacks (4.5)...Started first 14 games...Had 2 sacks vs. Chicago (9/7) and Philadelphia (9/28)...Forced 2 fumbles vs. Philadelphia (9/28)...Deactivated for games vs. Detroit (12/14), Indianapolis (12/21) and playoff game vs. San Francisco (1/3/98).

**1996:** Led defensive linemen in tackles for a loss (7.0) despite missing four games due to injury...Had 1.5 sacks vs. Green Bay (12/22)...Also had a sack vs. Green Bay (9/22) and the N.Y. Giants (9/29)...Was deactivated for game vs. Atlanta (9/8) due to an injured knee sustained vs. Detroit (9/1)...Forced 2 fumbles vs. Chicago (9/15)...Blocked first career kick on field goal attempt vs. Chicago (9/15)...Recovered fumble vs. Green Bay (9/22)...Had a career-high 8 tackles vs. Tampa Bay (10/13) and Chicago (10/28)...Was deactivated for games vs. Oakland (11/17), Denver (11/24) and Arizona (12/1) due to an injured knee and hip...Had team's only sack in playoff game vs. Dallas (12/28).

**1995:** Started the final 12 games as a rookie for Vikings...Played in his first NFL game vs. Detroit (9/10) at



DERRICK ALEXANDER *continued*

## VETERANS

both the tackle and end positions...Backed up at right defensive end the next two weeks before starting his first game vs. Houston (10/8)...The only game he didn't play in was the season opener vs. Chicago (9/3) when he was active but did not play because of missed training camp time...Had a season-high 6 tackles vs. Houston (10/8), Chicago (10/30) and Tampa Bay (12/3)...Had 2 sacks on the season vs. Pittsburgh (9/24) and Tampa Bay (12/3)...Tied for third on the club in forced fumbles with 2, with both coming on his sacks...Recovered a fumble vs. Buccaneers (12/3)...Selected by the Vikings with the 11th overall selection in the 1995 NFL Draft...Was chosen with a pick obtained from Atlanta as part of the trade that sent Chris Doleman to the Falcons in April, 1994.

**College:** Started the final 25 games of his collegiate career and finished fourth on the school's all-time list of tackles for a loss with 25...Was named First Team All-America as a junior in 1994 by Associated Press and the Walter Camp Foundation, and the Atlantic Coast Conference Defensive Player of the Year after leading the Seminoles in quarterback pressures (17) and tackles for a loss (9)...In addition, he was a finalist for the Lombardi Award and the *Football News* Defensive Player of the Year...Earned First Team All-America honors from the *Football Writer's* as a sophomore in 1993...Was the leading vote getter among defensive linemen on the All-ACC squad...Posted 11 tackles (8 solo), 2 tackles for a loss and batted down a pass in the national title clinching 18-16 victory over Nebraska (1/1/94) in the Orange Bowl.

**Personal:** Born in Jacksonville, Fla...Earned All-America honors and was named the 11th best offensive lineman in the nation by *Super Prep Magazine* in 1990 at Raines High School in Jacksonville, Fla...Had 130 tackles and 5 sacks as a senior...Was the school's first five-sport star after lettering in football, basketball, baseball, wrestling and track...Has adopted four local Middle Schools within the Cleveland Municipal School District to participate in his DA's Achievers program that provides students in the inner-city an opportunity to attend home games...Was the major financial contributor towards the Cleveland Browns Turkey Giveaway, a program benefiting the Cleveland community during Thanksgiving, as well as the Secret Santa Gift Giveaway to Children in the Cleveland Clinic Foundation's Children's Hospital during the Christmas holiday...Chosen by his teammates as the 1999 recipient of the Ed Block Courage Award. The Ed Block Courage Award is an annual recognition to the athlete who exemplifies the qualities of courage, compassion, commitment and community service...*Kaleidoscope Magazine* honored Alexander to their 40/40 Club, an annual award to forty top professionals who have made an impact in their community... Nominated for *The Sporting News* "Good Guy" award for efforts on and off the field...Devotes time to the local Arthritis Foundation...Majored in social science at Florida State...Wife, Kira.

## ALEXANDER'S SINGLE-GAME CAREER HIGHS

**TACKLES:** 8 (3 times) Last vs. Philadelphia 9/28/97

**SACKS:** 2 (4 times) Last vs. Cincinnati 11/15/98

**TACKLES FOR A LOSS:** 2 vs. Green Bay 9/22/96

**FUMBLE RECOVERIES:** 1 (2 times) Last vs. Green Bay 9/22/96

**FORCED FUMBLES:** 2 (2 times) Last vs. Philadelphia 9/28/97

## ALEXANDER'S DEFENSIVE STATISTICS

Year	TACKLES			Sacks No/Yds	Int's No/Yds	Passes Def.	Fumbles Rec./For.	Blocked Kicks
	Total	Solo	Asst.					
1995 (Min.)	52	26	26	2.0	-	0	1/2	0
1996 (Min.)	59	29	30	3.5	-	2	1/2	1
1997 (Min.)	66	37	29	4.5	-	2	0/3	0
1998 (Min.)	57	44	13	7.5	-	0	0/4	0
1999 (Cle.)	60	36	24	2.5/25.0	0	2	0/0	0
<b>Career</b>	<b>294</b>	<b>172</b>	<b>122</b>	<b>20</b>	<b>-</b>	<b>6</b>	<b>2/11</b>	<b>1</b>

## VETERANS



# 70 GENO BELL

## DEFENSIVE LINEMAN

**Games Played/Started:** 1998 (0/0); 1999 (0/0).

**Career Totals:** 0 games, 0 starts.

**Career Transactions:** Signed by New York Jets as a rookie free agent April 22, 1998...Waived by New York Jets on Oct. 14, 1998...Signed to Jets practice squad on Oct. 16, 1998...Waived by Jets on Jan. 18, 1999...Placed on reserve/future signing list by Jets Feb. 11, 1999...Waived by Jets Sept. 5, 1999...Signed by Buffalo to practice squad Sept. 8, 1999...Waived by Buffalo Oct. 26, 1999...Signed by Cleveland to practice squad Dec. 7, 1999...Allocated by Cleveland to Amsterdam as part of NFL Europe.

### Seasonal Reviews

**1999:** Waived by Jets in preseason on Sept. 5, 1999...Signed by Buffalo to practice squad on Sept. 8, 1999...Waived by Buffalo on Oct. 26, 1999... Signed by Cleveland to practice squad Dec. 7, 1999...Remained on the Browns practice squad for the final three weeks of the season...Participated in NFL Europe spring league for the 2000 season with Amsterdam.

**1998:** Was inactive for the first five regular-season games...Waived by the Jets on Oct. 14, 1998...Signed to the Jets practice squad Oct. 15, 1998...Remained on the Jets practice squad for the regular season.

**College:** As a senior, shared DT and recorded 49 tackles with 3 sacks for minus 9 yards and 10 stops for a loss...Played in 11 games and started four as a senior...Had 7 tackles (6 solo) and 3 sacks for 9 yards and a pass defended against Northeast Louisiana...Followed with a 4 tackle performance including 1 for a loss against SMU and 5 tackles and 2 quarterback pressures against Florida...Had a big game against South Carolina tallying 5 tackles, 2 quarterback pressures and a forced fumble...As a senior, played in the season opener against SMU recording 4 tackles...Suffered a back injury during the preseason and was unable to play after the first game...Received a medical hardship red-shirt from the NCAA...As a junior, had his most prolific season in college by playing in 12 games and starting 11...Finished the season with 89 tackles, 1 fumble recovery, 2 passes defended and 4 sacks...Had 10 tackles vs. North Carolina in the Carquest Bowl...As a sophomore, played in every game with three starts at weak-side DT...Finished the season with 32 tackles and 3 sacks...As a freshman, appeared in 9 games as a true freshman with 14 tackles and 1 sack.

**Personal:** Single...Majored in criminal justice...Was all-state, all-conference and all-area selection as a linebacker and tight end at Columbia (S.C.) High...Also lettered in track...Participates in the Arkansas Athletes Outreach program...First player from South Carolina to play for Arkansas because he wanted to play for coach Danny Ford...Enjoys hunting.



# ORLANDO BROWN

## 77

### OFFENSIVE TACKLE



**Games Played/Started:** 1993 (IR); 1994 (14/8, 2/2); 1995 (16/16); 1996 (16/16); 1997 (16/16); 1998 (13/13); 1999 (15/15).

**Career Totals:** 90 games, 84 starts.

**Postseason Totals:** 2 games, 2 starts.

**Career Transactions:** Signed with Cleveland as a free agent on May 13, 1993...Placed on injured reserve on Aug. 30, 1993 with a shoulder injury for his entire rookie season...Signed by Cleveland as a free agent Feb. 28, 1994...Signed by Cleveland as a free agent July 19, 1995...Franchise shifted to Baltimore in 1996...Signed by Cleveland as an unrestricted free agent Feb. 17, 1999.

**Career Highlights:** Has developed into one of the best right tackles in the league as Brown had started in 69 consecutive regular-season games before an ankle injury sidelined him for the final three games of the 1998 season...Started first NFL game at right tackle vs. New England (11/6/94) and was a member of the offensive line, which established a Cleveland Browns franchise record with only 14 sacks allowed during the 1994 season.

#### Seasonal Reviews

**1999:** Started at right tackle in 15 regular-season games...Week 15 vs. Jacksonville 12/19 started at right tackle and left the game in the second quarter for conduct with an official...Week 16 vs. Indianapolis 12/26 was suspended indefinitely by the NFL.

**1998:** Named one of the NFL's toughest players by Pro Football Weekly...Started 13 regular-season games for Baltimore...Missed the final three games of the season with an ankle injury suffered at Tennessee on 12/6...Snapped a 69 game starting streak, the longest on the team...Suffered an ankle sprain at Tennessee (12/6), one of four starters on the line to sustain injuries...Started team-high 68th straight game in 38-31 win vs. Indianapolis (11/29), and helped pave the way for Priest Holmes' 103-yard rushing performance...Line did not permit a QB sack, as the offense matched a franchise record with 38 points, including 25 in the second half...Started at right tackle in 20-13 win at Cincinnati (11/22), as Priest Holmes rushed for a team-record 227 yards, and the offense set a team mark with 247 rushing yards and permitted just 1 QB sack...Started at right tackle in 13-10 win vs. Oakland (11/8)...Started 64th straight game vs. Jacksonville (11/1)...Started at right tackle at Green Bay (10/25) and limited Reggie White to 2 tackles and zero sacks...Started at right tackle vs. Tennessee (10/11)...Made 60th straight start at right tackle in 31-24 win vs. Cincinnati (9/27), as offense gained season-high 411 yards and ground game accounted for 181 yards...Started at right tackle at Jacksonville (9/20)...Started at right tackle, his 58th straight regular-season start in 24-10 win at the N.Y. Jets (9/13), as the line did not permit a QB sack...Started at right tackle in opener vs. Pittsburgh (9/6), as line permitted only 1 QB sack in 34 pass attempts.

**1997:** Started all 16 games at right tackle, and served as the team captain for an offense that achieved a top 10 ranking in four offensive categories...Started at right tackle vs. Philadelphia (11/16), as line paved the way for a team-record 204 yards...Made 50th career regular-season start at Pittsburgh (11/9)...Started at right tackle at Washington (10/26), as the line led the way for 199 yards rushing...Started at right tackle in a 36-10 win at Tennessee (9/21) and 24-23 win vs. N.Y. Giants (9/14), as in both victories the line permitted only 1 quarterback sack in each game...Earned the game ball from coaches in a 23-10 win over Cincinnati (9/7), as Baltimore gained 146 yards rushing and the line permitted just 1 QB sack.

**1996:** Started all 16 regular-season games at right tackle...Named a team captain for the Ravens' second-ranked passing attack...Helped pave the way for the team's 4.2-yard rushing average (seventh in NFL)...Started

**HEIGHT**

6-7

**WEIGHT**

350

**COLLEGE**

South Carolina State

**BIRTH DATE**

Dec. 12, 1970

**HOW ACQUIRED**

UFA (Bal.) - '99

**YEAR IN NFL**

8th

# PLAYERS

## VETERANS

ORLANDO BROWN *continued*

at right tackle (12/8) at Cincinnati clearing way for Bam Morris' 117 yards...Started at right tackle as line permitted just 1 QB sack and offense rolled to 460 yards vs. Jacksonville (11/24)...Started at right tackle at Jacksonville (11/10), as running game totaled 152 yards...Started at right tackle despite a sore knee and foot vs. Cincinnati (11/3), and did not permit a QB sack...Started at right tackle vs. Rams (10/27), but re-aggravated knee and foot injury and did not return...Started at right tackle vs. New England (10/6), as offense rolled up 463 yards....Started at right tackle of 17-10 win over New Orleans (9/29), as Ravens' rolled up a season-high 165 yards.

**1995:** Started all 16 regular-season games at right tackle for the Browns...Line did not allow a QB sack in two games (vs. Cincinnati 12/17 and vs. Pittsburgh 11/26), and gave up only 32 sacks on the season (tied for 10th lowest in the league) after allowing only 14 sacks in 1994...Started at right tackle vs. Green Bay (11/19), and held Reggie White to a coverage sack and 3 stops...Started at right tackle and won game ball in 29-26 overtime win at Cincinnati (10/29), as the Browns rolled up 480 net yards, 179 on the ground...Earned the game ball for effort vs. Neil Smith, who was held to 3 tackles, in the Browns' 35-17 win vs. Kansas City (9/24).

**1994:** Started final eight regular-season games at right tackle...After Brown entered the starting lineup, the Browns averaged 116 rushing yards per game (averaged 91 rushing yards per game in first eight games)...Offensive line set a team record with only 14 sacks allowed...Started both playoff games, including 20-13 win vs. New England (1/1/95), as Browns' offense tallied season-high 379 yards....Started in 34-10 win vs. Houston (11/27), as Browns rolled up 343 yards of offense, 144 yards rushing and 4 TDs...Made second straight start at right tackle in Browns' 26-7 win at Philadelphia (11/13)...Made first NFL start at right tackle for Gene Williams (ribs) as Browns notched a season-high 148 yards rushing in 13-6 win vs. New England (11/6)...Earned game ball for his performance in 11-8 win at Houston (10/13), as he replaced injured right tackle Gene Williams (ribs) in the first half...Was on the inactive list at Indianapolis (9/25) and vs. Arizona (9/18).

**1993:** Spent the entire season on injured reserve with a shoulder injury.

**College:** Elected to South Carolina's Hall of Fame in April of 1998...Transferred to South Carolina State from Central State (Ohio) in 1989...Full-time starter as a senior in 1992, earning first-team All-MEAC honors and Black College All-America honors...Moved to offensive (left tackle) to take advantage of size and played in eight games in 1991 as a junior...Played in 10 games as a sophomore at defensive tackle.

**Personal:** Full name: Orlando Claude Brown...His mother, Catherine, was teaching mythology class at a Washington, D.C., junior high school and nicknamed him 'Zeus' even before he was born. (Little did she know that we would be 6'-7" and 350 lbs.)...Attended Howard D. Woodson (Washington, DC) H.S...Earned First-Team high school All-Metro selection, plus All-America honors from the *George Michael Sports Machine*...Also boxed...Turned down promise of a \$400,000 annual salary with the World Wrestling Federation to play in the NFL...Majored in criminal justice at South Carolina State...Talks to children about the importance of staying in school, anti-drug & alcohol messages...Married to wife, Mira, and they have two sons, Orlando Jr., 4, who weighed 50 pounds at age one and Justin Wallace, 2.



# JIM BUNDREN 65

## OFFENSIVE LINE



**Games Played/Started:** 1998 (0/0); 1999 (16/1).

**Career Totals:** 16 games, 1 start.

**Career Transactions:** Selected by Browns in 1999 expansion draft, the 23rd overall selection (New York Jets)...Originally drafted in the seventh round in 1998 by Miami, the 210th selection overall...Waived on Aug. 30, 1998...Claimed off waivers by New York Jets on Aug. 31, 1998.

**Career Highlights:** Saw his first NFL game action against the Pittsburgh Steelers on Sept. 12, 1999, playing on special teams...Started his first NFL game, starting at center against the Indianapolis Colts on Dec. 26, 1999.

### Seasonal Reviews

**1999:** Played in all 16 games mainly on special teams duty, and started the season finale vs. Indianapolis...Made his NFL debut Week 1 vs. Pittsburgh 9/12 as he appeared in his first NFL game as a member of the special teams unit...Played on special teams for the first 14 weeks of the season...Received his first action on the offensive line Week 15 vs. Jacksonville 12/19 by replacing starting center Dave Wohlabaugh at the start of the second quarter after Wohlabaugh left the game with a right knee sprain...Also played special teams...Made his first NFL start at center Week 16 vs. Indianapolis 12/26, replacing Dave Wohlabaugh (knee) and was a key contributor in not allowing the Colts any sacks on QB Ty Detmer.

**1998:** Inactive for all 16 games and playoffs with New York Jets.

**College:** Four-year starter...Named Second-Team All-America by *Football News* and Third-Team All-America by the Associated Press and *The Sporting News* as a senior...Earned First-Team All-ACC honors as a junior after starting every game at LT...Named First-Team All-ACC by *The Sporting News* as a sophomore...Started at LT as a freshman...Was redshirted in 1993...Holds degree in sports management.

**Personal:** Born Oct. 6, 1974, in Pontiac, Mich....Attended Valley Forge (Pa.) Military Academy in 1992...Attended A.I. DuPont (Wilmington, Del.) High School...Single...Resides in Newark, Del...Active in Cleveland community by encouraging children to read through the Cleveland School of the Arts -Reading Allowed Program and BRICK Reading Program...Also visits children at the Cleveland Clinic Foundation Children's Hospital.

**HEIGHT**

6-3

**WEIGHT**

303

**COLLEGE**

Clemson

**BIRTH DATE**

Oct. 6, 1974


**HOW ACQUIRED**

ED (N.Y.J.) - '99

**YEAR IN NFL**

2nd

## VETERANS



# 83 MARK CAMPBELL

## TIGHT END

**Games Played/Started:** 1999 (14/4).

**Career Totals:** 14 games, 4 starts.

**Career Transactions:** Signed by Browns as rookie free agent on April 23, 1999.

**Career Highlights:** Earned a roster spot with the Browns in 1999 as a rookie free agent, starting four games while playing in 14 contests...Finished his rookie season with 9 catches for 131 yards.

### Seasonal Reviews

**1999:** In his first season in the NFL, earned a roster spot during training camp and went on to play in 14 regular-season games, including four starting assignments...Totaled 9 receptions for 131 yards (14.6 avg.) and a long of 21 yards...Made his NFL debut Week 1 vs. Pittsburgh 9/12 at backup tight end and special teams...Recorded his first NFL reception Week 2 at Tennessee 9/19 with an 11-yard reception from QB Tim Couch and totaled 2 receptions for 28 yards (14.0 avg.) on the afternoon...Started his first NFL game Week 3 at Baltimore 9/26 at tight end in place of the injured Irv Smith (knee) and also played special teams...Started the next two consecutive games Week 4 vs. New England 10/3 and Week 5 vs. Cincinnati 10/10...Returned to backup tight end and special teams duty the next four consecutive weeks (Week 6 at Jacksonville 10/17; Week 7 at St. Louis 10/24; Week 8 at New Orleans 10/31; and Week 9 vs. Baltimore 11/7)...Played backup tight end Week 10 at Pittsburgh 11/14 with 1 reception for 12 yards and also played special teams...Week 11 vs. Carolina 11/21 added his longest reception on a 21-yard grab and also played special teams...Started Week 12 vs. Tennessee 11/28 and had 2 receptions for 25 yards (12.5 avg.), including a long of 15 yards...Had a key fourth-down reception on a fourth-and-12 for 15 yards to the Titans 10 yard line...Also returned 1 kickoff for 8 yards...Week 13 at San Diego 12/5 played tight end with 1 reception for 12 yards...Also played special teams with 2 solo tackles...Week 14 at Cincinnati 12/12 played tight end with 2 receptions for 33 yards, including a long of 21 yards...Also played special teams with 1 kickoff return for 10 yards...Placed on Injured Reserve December 14, 1999 with an ankle injury.

**College:** Four-year letterman...One of only five players in history of Michigan football with 50 career games played...Career totals included 50 games, 15 starts, and 32-357, 1 TD receiving...Saw action in 13 games with seven starts as senior and totaled 9-89 receiving...Saw action in 12 games with two starts as a junior and posted 6-61, 1 TD receiving...Had 12-yard reception vs. Minnesota for only career TD...Saw action in 12 games with five starts as a sophomore and totaled 13-169 receiving...Saw action in 13 games with one start as a freshman and posted 4-38 receiving...Was redshirted in 1994...Majored in movement science.

**Personal:** Born Dec. 6, 1975, in Clawson, Mich....Attended Bishop Foley (Mich.) High School...Single...Resides in Clawson, Mich...Volunteered time in the Cleveland community by helping build a playground with the United Way's Hometown Huddle program, and also made holiday appearances for youth.

### CAMPBELL'S SINGLE-GAME CAREER HIGHS

**RECEPTIONS:** 2 at Tennessee 9/19/99; vs. Tennessee 11/28/99; at Cincinnati 12/12/99

**RECEIVING YARDS:** 33 at Cincinnati 12/12/99

**RECEIVING TD's:** 0

**LONG RECEPTION:** 21 vs. Carolina 11/21/99; at Cincinnati 12/12/99



MARK CAMPBELL *continued*

VETERANS

## CAMPBELL'S RECEIVING STATISTICS

Year	Rec.	Yards	Average	Long	TD
1999 (Cle.)	9	131	14.6	21	0
<b>Career</b>	<b>9</b>	<b>131</b>	<b>14.6</b>	<b>21</b>	<b>0</b>

## Additional Stats

**Special teams tackles:** 1 at St. Louis 10/24/99; 1 vs. Carolina 11/21/99; 2 at San Diego 12/5/99  
1 kickoff return for 8 yards vs. Tennessee 11/28/99; 1 kickoff return for 10 yards 12/12/99 at Cincinnati.

# ROGER CHANOINE 69

OFFENSIVE TACKLE



**Games Played/Started:** 1999 (1/0).

**Career Totals:** 1 game, 0 starts.

**Career Transactions:** Signed by St. Louis Rams as undrafted free agent April 20, 1998...Placed on Injured Reserve Aug. 25, 1998...Signed by Cleveland to practice squad Sept. 7, 1999...Signed by Cleveland to the active roster Dec. 8, 1999.

### Seasonal Reviews

**1999:** Signed by Cleveland to the practice squad Sept. 7, 1999...Signed by Cleveland to 53-man roster Dec. 8, 1999...Listed as inactive Week 14 at Cincinnati 12/12 and Week 15 vs. Jacksonville 12/19...Appeared in his first NFL game Week 16 vs. Indianapolis 12/26 by playing on special teams.

**College:** Had 21 starts in 30 games for Temple...Never missed a game due to injury in college career...Earned B.A. in marketing with a minor in business law.

**Personal:** Born Roger Chanoine Jr. Sept. 11, 1976 in Newark, N.J...Attended Linden High in Linden, N.J...Played center on varsity basketball team...Father to twins: Zanay Li-Vonne and Zhianne Lillie.

**HEIGHT**  
6-4

**WEIGHT**  
295


**COLLEGE**  
Temple

**BIRTH DATE**  
Aug. 11, 1976

**HOW ACQUIRED**  
FA - '99

**YEAR IN NFL**  
1st

## VETERANS



# 84 DARRIN CHIVERINI

## WIDE RECEIVER

**Games Played/Started:** 1999 (16/8).

**Career Totals:** 16 games, 8 starts.

**Career Transactions:** Selected by the Cleveland Browns in the fifth round, 148th overall, in the 1999 NFL Draft.

**Career Highlights:** In his rookie season in 1999, he ranked fifth among NFL rookies in receptions (44) and sixth in receiving yards (487)...Established a career-high and franchise rookie record 12/19/99 vs. Jacksonville for receptions in a game, with 10 receptions for 108 yards and 1 touchdown...Made his first career start 10/3/99 vs. New England, recording his first NFL reception from QB Tim Couch...Marked his first touchdown reception from Couch on a 12-yard strike on 11/21/99 vs. Carolina.

### Seasonal Reviews

**1999:** In his rookie season, was third on the team with 44 receptions and 487 receiving yards and second with 4 TD receptions...Ranked fifth among NFL rookies in receptions (44) and sixth in receiving yards (487), and his receptions were the fifth highest total by a rookie in club history, while his yardage ranked sixth...Appeared in all 16 regular-season games including eight starts at wide receiver replacing the injured WR Leslie Shepherd...Had a breakout second half of the year as 38 of his 44 receptions representing 409 of his 487 yards came in the final seven weeks of the regular season...Established a career-high and franchise rookie record 12/19/99 vs. Jacksonville for receptions in a game with 10 receptions for 108 yards and 1 touchdown...26 of his 44 receptions were for first downs and nine of 26 first down receptions came on third down...Started in his first NFL game 10/3/99 vs. New England and recorded his first NFL reception with a 5-yard reception from QB Tim Couch...Recorded his first TD reception 11/21/99 vs. Carolina on a 12-yard touchdown pass from Couch...Also had TD reception in the final three regular-season games 12/12 at Cincinnati, 12/19 vs. Jacksonville and 12/26 vs. Indianapolis...Had six games with 4 or more receptions...Game 1 vs. Pittsburgh 9/12: In his first NFL game, saw action as the third receiver and on special teams...Returned 2 kickoffs for 35 yards (17.5 avg), including a long of 22 yards...Game 2 at Tennessee 9/19: Saw reserve action with no receptions and also played on special teams...Game 3 at Baltimore 9/26: Saw reserve action with no receptions and also played on special teams...Game 4 vs. New England 10/3: Started at wide receiver in place of Leslie Shepherd (hamstring)...Recorded 2 receptions for 23 yards (11.5 avg.), including a long of 18 yards...Recorded his first NFL reception in his first NFL start at wide receiver with a 5-yard reception from Tim Couch in the first quarter...Connected with Couch for an 18-yard completion late in the fourth quarter...Also played special teams...Game 5 vs. Cincinnati 10/10: Saw reserve action at wide receiver with 1 reception for 10 yards...Also played special teams with 1 tackle...Game 6 at Jacksonville 10/17: Started at wide receiver in place of the injured Leslie Shepherd (hamstring)...Recorded 5 receptions for 45 yards, including a long of 12 yards...Made 2 receptions on the Browns touchdown drive in the second quarter, including a key third-down reception for 12 yards to keep the Browns drive going...3 of his 5 receptions were third-down completions for first downs...Game 7 at St. Louis 10/24: Saw reserve action at wide receiver and also played special teams... Left game in third quarter with a bruised forearm...Game 8 at New Orleans 10/31: Saw action at wide receiver with no catches...Also played special teams...Game 9 vs. Baltimore 11/7: Saw action at wide receiver with no receptions...Also played special teams...Game 10 at Pittsburgh 11/14: Played wide receiver and replaced Leslie Shepherd (calf) with the starting unit in the second half...Had 3 receptions for 44 yards (14.7 avg.), including a long of 23 yards...Collected a 23-yard pass from Couch on the Browns final drive late in the fourth quarter setting the Browns up at midfield as the drive resulted in a game-winning 39-yard field goal by Phil Dawson for a 16-15 win over the Steelers...Game 11 vs. Carolina 11/21: Started at wide receiver replacing Leslie

### HEIGHT

6-2

### WEIGHT

210

### COLOR

Colorado

### BIRTH DATE

Oct. 12, 1977

### HOW ACQUIRED

D (5) - '99

### YEAR IN NFL

2nd



DARRIN CHIAVERINI *continued*

## VETERANS

Shepherd (calf)...Recorded 8 receptions for 72 yards, including 1 touchdown...Connected with QB Tim Couch for a 12-yard touchdown late in the fourth quarter for his first career touchdown reception...3 of his receptions were for first downs...Had 5 receptions for 50 yards in the fourth quarter...Game 12 vs. Tennessee 11/28: Started at wide receiver replacing Leslie Shepherd (calf)...Recorded 4 receptions for 51 yards (12.8 avg.), including a long of 18 yards...3 of his 4 receptions were for first downs...Game 13 at San Diego 12/5: Started at wide receiver with 4 receptions for 46 yards (11.5 avg.), including a long of 18 yards...2 of his 4 receptions were third-down receptions for first downs, including an 18-yard reception and a 10-yard grab...Game 14 at Cincinnati 12/12: Started at wide receiver with 4 receptions for 48 yards (12.0 avg.) and 1 touchdown...Recorded his second career NFL touchdown with a 19-yard reception from QB Ty Detmer at 0:49 in the fourth quarter...Game 15 vs. Jacksonville 12/19: Started at wide receiver and established a career-high with 10 receptions for 108 yards and 1 touchdown...Established a franchise rookie record for receptions in a game (10), breaking the mark of Ernie Green (9, vs. N.Y. Giants 12/9/62)...Connected with QB Ty Detmer in the third quarter for a 10-yard touchdown reception, reducing the Jaguars lead to 17-14...On the Browns scoring drive, recorded 3 receptions for 42 yards, including the 10-yard TD grab...Seven of his 10 receptions were for 10 yards or more and, were for first downs...Game 16 vs. Indianapolis 12/26: Started at wide receiver and recorded 3 receptions for 40 yards, including a 28-yard touchdown...Early in the second quarter, provided the Browns a 14-7 lead compliments of a 28-yard touchdown from QB Ty Detmer...2 of his 3 receptions were for first downs.

**College:** Ranks seventh on the Colorado's career-record list with 97 receptions and eighth with 1,199 yards receiving...Played in 42 games with 19 starts during his four-year collegiate career, totaling 97 receptions for 1,199 yards (12.4 avg.) and 6 TDs...During his senior season named All-Big Twelve Conference Second-Team selection...Recipient of the Buffalo Heart Award, voted on by Buffalo fans and given to the team's Most Valuable Player...Started 10 games, coming off the bench against Iowa State...Caught a career-high 52 passes for 630 yards (12.1 avg.) and 5 touchdowns...Added 10 yards on a reverse...His junior year earned honorable mention All-Big Twelve Conference honors from the coaches, as he was fifth in the league in receptions per games (3.2) and seventh in yards-per-game (41.9)...Played in every game, starting nine contests...Finished second on the Buffs with 35 catches for 461 yards (13.2 avg.)...Caught 13 balls on first down (earning 9 first downs), and his 10 third-down receptions (for 8 first downs) led the team...In his sophomore year, played in 10 games as a reserve, seeing action at the X, Y, Z and slot receiver positions...Caught 7 passes for 61 yards (8.7 avg.) and 1 touchdown...Named the team's Most Improved Player by the coaching staff after the season...His freshman season, played in 10 games, catching 3 passes for 47 yards (15.7 avg.).

**Personal:** Actively involved in the Muscular Dystrophy Association (MDA)...Majored in communications...Last name is pronounced "shev-er-re-knee"...Uncle, Tony Chiaverini, lost by TKO in the seventh round to Sugar Ray Leonard for the middleweight title in the 1980s...Twin brother, Ryan, is eight minutes older than him and joined him on the CU football team in 1998 as a walk-on...Born Oct. 12, 1977 in Orange County, Calif....Earned *Blue Chip Illustrated* and *USA Today* (honorable mention) All-American honors at Corona (Calif.) High...Prep *Football Report* had him on its All-West team, and he was named to the *Tacoma News-Tribune's* Western 100 squad...Also earned First-Team All-Mountain View League, All-Riverside County, All-CIF and All-State accolades...Led the state in receiving as he caught 88 passes for 1,242 yards and 10 touchdowns as a senior, and also rushed 30 times for 330 yards, including 3 scores...Had 178 career receptions for 2,698 yards and 22 touchdowns...Lettered in baseball, as he batted .415 with 25 stolen bases as a junior to earn All-League and All-County honors...Two-time Academic All-Mountain View League choice...He and his wife, Shannon, have a son, Curtis Ryan.

## CHIAVERINI'S CAREER RECEIVING STATISTICS

Year	Rec.	Yards	Average	Long	TD
1999 (Cle.)	44	487	11.1	28t	4
<b>Career</b>	<b>44</b>	<b>487</b>	<b>11.1</b>	<b>28t</b>	<b>4</b>

## VETERANS

DARRIN CHIAVERINI *continued*

### CHIAVERINI'S RECEIVING SINGLE-GAME CAREER HIGHS

**RECEPTIONS:** 10 vs. Jacksonville (12/19/99)

**RECEIVING YARDS:** 108 vs. Jacksonville (12/19/99)

**RECEIVING TD's:** 1 vs. Carolina (11/21/99); at Cincinnati (12/12/99) vs. Jacksonville (12/19/99) vs. Indianapolis (12/26/99)

**LONG RECEPTION:** 28t vs. Indianapolis (12/26/99)

### CHIAVERINI'S CAREER SPECIAL TEAMS STATISTICS

Year	PUNT RETURNS						KICKOFF RETURNS						Special Teams
	Ret.	FC	Yards	Avg.	Long	TD	Ret.	FC	Yards	Avg.	Long	TD	Tackles
1999 (Cle.)	0	0	0	0	0	0	2	-	35	17.5	22	0	1
<b>Career</b>	<b>0</b>	<b>0</b>	<b>0</b>	<b>0</b>	<b>0</b>	<b>0</b>	<b>2</b>	<b>-</b>	<b>35</b>	<b>17.5</b>	<b>22</b>	<b>0</b>	<b>1</b>



## 93 STALIN COLINET

### DEFENSIVE END

**Games Played/Started:** 1997 (10/2, 2/2); 1998 (11/3, 2/0); 1999 (14/10).

**Career Totals:** 35 games, 15 starts.

**Postseason Totals:** 4 games, 2 starts.

**Career Transactions:** Originally drafted by the Minnesota Vikings as a third-round choice, 78th overall, in the 1997 NFL Draft...Acquired from Minnesota along with a future draft choice by Cleveland for DT Jerry Ball Sept. 28, 1999.

**Career Highlights:** Started a career-high three games in a row, vs. Washington (10/18), at Detroit (10/25) and at Tampa Bay (11/1)...Recorded first career sack when he caught Charlie Batch at Detroit (10/25)

#### Seasonal Reviews

**1999:** Young, versatile defensive lineman acquired during the regular season from Minnesota who played in 11 regular-season games for Cleveland and earned nine starting assignments...Finished the season with 22 tackles, 12 solo, in 11 games with the Browns...Began the season with Minnesota and played in three games, including one starting assignment 9/26 at Green Bay and totaled 2 solo tackles...

Game 1 vs. Atlanta 9/12: Left game briefly with toe injury, but returned in second half...Game 2 vs. Oakland 9/19: Had first tackle for loss of the season and added a QB hurry...Game 3 at Green Bay 9/26: Had a tackle and pair of QB hurries...Game 4 vs. New England 10/3: Listed as inactive...Game 5 vs. Cincinnati 10/10: Saw reserve action at defensive end with 2 tackles and 1 hit on Bengals QB Akili Smith...Game 6 at Jacksonville 10/17: Saw action at defensive end with 3 solo tackles...Game 7 at St. Louis 10/24: Started at left defensive end and recorded 1 hit on Rams QB Kurt Warner...Game 8 at New Orleans 10/31: Started at left defensive end with 1 solo tackle and 1 hit on Saints QB Billy Joe Hobert...Game 9 vs. Baltimore 11/7: Started at left defensive end with 4 tackles, including 2 solos...Also recorded 2 hits on Ravens QB Tony Banks...Game 10 at Pittsburgh 11/14: Started at left defensive tackle replacing injured Darius Holland (knee), moving from his usual starting position of left defensive end...Had 3 tackles, 1 solo, and 3 hits on Steelers QB Kordell Stewart...Game 11 vs. Carolina 11/21: Started at left defensive tackle and had 2 tackles, including 1 solo...Game 12 vs. Tennessee 11/28: Started at right defensive tackle and had 2 tackles, 1 hit on Titans QB Steve McNair and 1 PBU...Game 13 at San Diego 12/5: Started at right defensive tackle with 1 solo tackle...Left the game in the second quarter with an ankle sprain...Returned briefly for one series in the second



STALIN COLINET *continued*

## VETERANS

half and then did not return...Game 14 at Cincinnati 12/12: Inactive due to ankle injury...Game 15 vs. Jacksonville 12/19: Started at right defensive tackle with 1 solo tackle and 1 hit on Jaguars QB Mark Brunell...Game 16 vs. Indianapolis 12/26: Started at right defensive tackle with 3 tackles, including 2 solo...Also recorded 1 hit on Colts QB Peyton Manning.

**1998:** Finished fourth on the team with 20 quarterback hurries despite starting only three games...Started a career-high three games in a row, vs. Washington (10/18), at Detroit (10/25) and at Tampa Bay (11/1)...Recorded first career sack when he caught Charlie Batch at Detroit (10/25)...Battled ankle and neck injuries throughout season and was inactive for five games...Notched a pair of tackles, a tackle for loss and 3 quarterback hurries in NFC Championship game vs. Atlanta (1/17)...Had 3 tackles, a tackle for loss and 3 quarterback hurries in 50-10 win vs. Jacksonville (12/20)...Posted season-high 5 tackles at Tampa Bay (11/1)...Had season-high 5 quarterback hurries at Detroit (10/25)...Inactive for games vs. New Orleans (11/8), vs. Cincinnati (11/15) and vs. Green Bay (11/22) with sprained ankle...Inactive for games vs. Tampa Bay (9/6) and at St. Louis (9/13) with neck injury.

**1997:** Started first NFL game vs. Detroit (12/14)...Recorded 3 tackles in first NFL game vs. Buffalo (8/31)...Had 3 tackles and a tackle for loss vs. N.Y. Jets (11/23)...Posted 6 tackles, a tackle for loss and a blocked field goal vs. San Francisco (12/7)...Established career-high 7 tackles in playoff win over N.Y. Giants (12/27)...De-activated for games vs. Chicago (9/7), Green Bay (9/21), Arizona (10/5), Tampa Bay (10/26), and Chicago (11/9)...Drafted in third round (78th overall) by Minnesota in 1997...First player from Boston College chosen in '97 draft...Taken with second highest pick (Mike Mamula, Phil., first round, 1995) used on defensive player from Boston College since '87.

**College:** First-Team All-Big East in 1996...Received George "Bulger" Lowe Award as outstanding defensive player in New England...Fourth in Big East in sacks (9)...Led Boston College in sacks with 9, rest of team had 10 sacks combined...Led Boston College linemen and was second overall in solo tackles (54).

**Personal:** Last name pronounced KAWL-i-nay...First-Team All-Catholic League as senior defensive end/tight end at Cardinal Hayes High School in the Bronx in New York, N.Y...Also started for high school basketball team...Spent summer of 1996 as counselor to inner-city children in Boston as part of the "Big East Athletes Care" program...Is currently working with A.C.E.S. (Athletes Committed to Educating Students)...Earned degree in sociology from Boston College in 1996.

## COLINET'S SINGLE-GAME CAREER HIGHS

**TACKLES:** 6 vs. San Francisco 12/7/97

**SOLO:** 5 at Tampa Bay 11/1/98

**SACKS:** 1 at Detroit 10/25/98

## COLINET'S DEFENSIVE STATISTICS

Year	TACKLES			Sacks	Int's	Passes	Fumbles	Special Teams
	Total	Solo	Asst.	No./Yds	No./Yds	Def.	Rec./For.	Tackles
1997 (Min.)	21	14	7	0/0	0/0	1	0/1	0
1998 (Min.)	16	11	5	1/0	0/0	2	0/1	0
1999 (Min./Cle.)	24	14	10	0/0	0/0	1	0/0	0
<b>Career</b>	<b>61</b>	<b>39</b>	<b>22</b>	<b>1/0</b>	<b>0/0</b>	<b>4</b>	<b>0/2</b>	<b>0</b>

## VETERANS



# 2 TIM COUCH

## QUARTERBACK

**HEIGHT**  
6-4

**WEIGHT**  
227

**COLLEGE**  
Kentucky

**BIRTH DATE**  
July 31, 1977

**HOW ACQUIRED**  
D (1) - '99

**YEAR IN NFL**  
2nd

**Games Played/Started:** 1999 (15/14).

**Career Totals:** 15 games, 14 starts.

**Career Transactions:** Selected by the Cleveland Browns as the first overall pick in the 1999 NFL Draft.

**Career Highlights:** Established Browns' all-time rookie records and led all NFL rookie quarterbacks in 1999 in completions (223), attempts (399), yards (2,447), TDs (15) and quarterback rating (73.2)...His 223 completions ranked third all-time among NFL rookies, while his 399 attempts ranked seventh and his 2,447 yards and 15 TDs were eighth...Became fifth rookie quarterback since 1970 to have 10 touchdown passes and a positive TD/Int. ratio (15 TDs/13 Int.).

### Seasonal Reviews

**1999:** First choice in the 1999 NFL Draft and the future of the Browns offense...Became starter Week 2 of the regular season and led NFL rookies with 223 completions, 399 attempts for 2,447 yards and 15 TDs...Made his first NFL start 9/19 at Tennessee and completed 12-of-24 passes for 134 yards including

his first touchdown pass to rookie WR Kevin Johnson on a 39-yard pass...Had his finest game statistically at New Orleans 10/31 in 21-16 win over Saints on 11 of 19 passing for 193 yards and 3 TD's including the 'Hail-Mary' 56-yard touchdown completion to WR Kevin Johnson as time expired for the franchise first victory and a QB rating of 132.2...Career highs with 29 completions and 46 attempts vs. Carolina 11/21; 262 yards vs. Tennessee 11/28; 3 TD's at New Orleans 10/31; and completion percentage of 78.3 (18 of 23) at Jacksonville 10/17...Had touchdown completions in 10 games: at Tennessee 9/19; at Baltimore 9/26; vs. New England 10/3; at Jacksonville 10/17; 3 at New Orleans 10/31; 2 at Pittsburgh 11/14; vs. Carolina 11/21; 2 vs. Tennessee 11/28; at San Diego 12/5; and 2 at Cincinnati 12/12...Had four games with 200 or more yards passing...Game 1 vs. Pittsburgh 9/12: In his NFL debut replacing Ty Detmer at 10:48 of the fourth quarter, first pass was intercepted by Scott Shields and returned for 12 yards...Attempted 3 passes with no completions...Game 2 at Tennessee 9/19: Made his first NFL start and completed 12-of-24 passes for 134 yards and 1 touchdown...Connected with second-round pick Kevin Johnson for his first touchdown at 2:51 of the third quarter on a 39-yard strike to cut the Browns deficit to 19-9...Touchdown pass to Johnson was the first touchdown for the expansion Browns franchise...Touchdown drive included a scamper of 15 yards by Couch, a 7-yard pass to Leslie Shepherd, a 10-yard rifle to Johnson, and the 7-play 78-yard drive (3:48 drive) concluded with the 39-yard TD to Johnson...Completed 10-of-14 passes for 108 yards in the second half...Rushed for 40 yards on 5 attempts (8.0 avg.), with a long of 15 yards...Game 3 at Baltimore 9/26: Connected on 13 of 32 attempts for 123 yards with 1 touchdown and 1 interception in a 17-10 setback against the Ravens...Also rushed for 49 yards on 6 attempts (8.2 avg.), including a long of 18 yards...Completed 11-yard touchdown pass to WR Kevin Johnson 57 seconds into the fourth quarter to bring the Browns within seven points (17-10)...Conducted a four-play 83-yard touchdown drive (2:25 drive) featuring a 61-yard screen pass to RB Terry Kirby to the Baltimore 11-yard line and the 11-yard touchdown strike to Johnson...In the second half, completed 9-of-18 passes for 109 yards and 1 touchdown...Game 4 vs. New England 10/3: Completed 13-of-28 passes for 201 yards, including a 64-yard touchdown to WR Kevin Johnson...The touchdown to Johnson at 4:31 of the first quarter was a two-play touchdown drive (0:47 drive)...His touchdown completion to rookie WR Kevin Johnson marked the first time this decade an NFL rookie quarterback and wide receiver recorded a touchdown in three consecutive games...The touchdown to Johnson marked the first points in the regular season by the Browns at Cleveland Browns Stadium...Was 7-of-11 for 123 yards and 1 TD in the first half...Also rushed for 11 yards on 3 attempts



TIM COUCH *continued*

## VETERANS

(3.6 avg.), including a long of 10 yards...Game 5 vs. Cincinnati 10/10: Completed 15-of-27 passes for 164 yards, with a long completion of 24 yards and 1 interception...On second drive of the first quarter, connected with WR Kevin Johnson on consecutive plays with a 24-yard completion on third-and-17 and then a 21-yard strike on first down to move the Browns to the Bengals 25-yard line...Orchestrated second drive for a 9-play, 63-yard drive (3:05 drive) which ended with placekicker Phil Dawson running 4 yards for a touchdown on a fake field goal providing the Browns a 7-6 lead ...On the Browns next series, completed a 21-yard pass to FB Marc Edwards and threw a deep ball to WR Kevin Johnson forcing a pass interference play (T. Howard penalized) setting up the Browns with a first-and-goal at the Bengals 2-yard line...Third drive ended with a 1-yard touchdown run by Terry Kirby for a 3-play, 52-yard drive (1:27 drive) and a Browns 14-6 lead...Also ran the ball 1 time for 5 yards...Game 6 at Jacksonville 10/17: Completed 18-of-23 passes for 161 yards, including a 9-yard touchdown pass to Terry Kirby in a 24-7 loss to the Jaguars...Recorded 110.3 QB rating, 18 completions and a career-high completion percentage (78.3%)...His QB rating of 110.3 was the highest QB rating by a Browns rookie, erasing Milt Plum's mark of 106.25 on 12/15/57 vs. N.Y. Giants...Completed his first 9 passes, including 3 third-down completions for a first down...Was 12-of-14 in the first half for 94 yards, including 4 third-down completions for a first down...Orchestrated a 12-play, 70-yard touchdown drive (5:32 drive) in the second quarter and was 6-of-6 passing for 47 yards during the drive which concluded with a 9-yard TD to RB Kirby...Completed passes to six different receivers and had 5 third down completions for a first down...Game 7 at St. Louis 10/24: Completed 22-of-40 passes for 185 yards in a 34-3 loss to the Rams... Completed his 22 passes to six different receivers...Orchestrated the Browns first possession by completing 5-of-7 passes for 44 yards, including 5 consecutive completions, into a 13-play, 51-yard drive, (6:32 drive) which resulted in a Phil Dawson 47-yard field goal...On the Browns second and third possessions, led the team on a 7-play drive to the Rams 1-yard line and a 13-play drive to the Rams 3-yard line...Also rushed for 50 yards on 2 carries (25.0 avg.), including a 40-yard dash late in the first half which was the longest run from scrimmage by a Browns quarterback in franchise history...Game 8 at New Orleans 10/31: Led the Browns to club's first victory by completing 11-of-19 passes for 193 yards and 3 touchdowns, including the game-winning 56-yard touchdown pass to WR Kevin Johnson on the final play of the game for the 21-16 victory...His QB rating of 132.2 is the highest single-game rating by a rookie in club history and was the highest by a rookie in 1999 and the highest by an NFL rookie since 10/15/98 (149.6, Charlie Batch, Detroit, 16-19-218, 2 TD's in a 27-20 win vs. Green Bay)...Completed a 27-yard touchdown pass to FB Marc Edwards with 7:37 remaining in the second quarter to tie the game, 7-7...Connected with WR Kevin Johnson in the third quarter with a 24-yard touchdown strike with 8:53 remaining to give the Browns a 14-10 lead...8 of 11 completions were for 10 yards or more...With 3 TD passes tied Bernie Kosar (3 vs. Houston, 12/15/85) for the most touchdowns by a rookie quarterback in team history...Game 9 vs. Baltimore 11/7: Completed 9 of 21 passes for 57 yards, including 1 interception...Also rushed 4 times for 7 yards (1.8 avg.)...Longest completion of the day was a 21-yard toss to RB Terry Kirby...Was replaced by Ty Detmer in the fourth quarter...Game 10 at Pittsburgh 11/14: Completed 18-of-28 passes for 199 yards with 2 TDs and 1 interception...Opened the game with a 5-play, 80-yard touchdown drive (2:35 drive) with 3 consecutive completions (2 receptions by WR Leslie Shepherd of 21 and 10 yards), capped by a 35-yard touchdown strike to WR Kevin Johnson...Was 10-of-13 for 90 yards in the second half including 2 scoring drives in the fourth quarter...Tossed a 4-yard touchdown to FB Marc Edwards with 5:12 remaining in the fourth quarter to cut the deficit to 15-13...Trailing by 3 points with 1:51 remaining in the fourth quarter, led the Browns on a 4-play, 58-yard drive to set up a Phil Dawson 39-yard field goal to win the game 16-15 as time expired...Also rushed 2 times for 15 yards (7.5 avg.)...Completed passes to seven different receivers...Game 11 vs. Carolina 11/21: Established career highs in completions and attempts by completing 29-of-46 passes for 259 yards with 1 touchdown and 2 interceptions...Completed 8-of-10 passes in the first quarter leading the Browns for two drives resulting in a missed 38-yard field goal and a 23-yard field goal...Was 12-of-18 for 98 yards in the first half...Connected with rookie WR Darrin Chiaverini for a 12-yard touchdown in the fourth quarter...Completed passes to seven different receivers for the second time this season...Also rushed for 27 yards on 5 attempts (5.4 avg.) and a long of 19 yards...With 259 yards passing, established a franchise rookie single-season passing record for yards in a season (1,676) surpassing Bernie Kosar's, 1,578 in 1985...His 29 completions marked a franchise record for single-game completions by a rookie (surpassing 28, Eric Zeier 11/5/95 vs. Houston), his 259 yards is third in club history for single-game yards by a rookie (310, Eric Zeier 10/29/95 at Cincinnati and Zeier, 273, 11/5/95 vs. Houston) and his 46 passing attempts is tied for second in franchise history for single-game attempts by a rookie (54, Eric Zeier, 11/5/95 vs. Houston and 46, Zeier, 10/29/95 at



# PLAYERS

## VETERANS

TIM COUCH *continued*

Cincinnati)...Game 12 vs. Tennessee 11/28: Completed 19-of-35 passes for a career-high 262 yards and 2 touchdowns...Concluded the Browns longest scoring drive of the season (15 plays, 86 yards and 8:47) with a 4-yard scamper for his first career rushing touchdown to tie the game 7-7...Connected with RB Terry Kirby on a 78-yard touchdown for the longest pass in his career and the longest play from scrimmage in 1999 as the Browns took a 14-7 advantage...Also rushed for 29 yards on 5 attempts (5.8 avg.)...Completed passes to seven different receivers for the third consecutive game...Game 13 at San Diego 12/5: Completed 18-of-29 passes for 184 yards with 1 touchdown and 2 interceptions ...Completed his first 4 passes and was 16-of-22 for 160 yards and 1 TD in the first half...With six seconds remaining in the first half, connected with WR Kevin Johnson for a 19-yard touchdown to cut the Chargers lead to 13-10...Also had 1 rushing attempt for 4 yards...Game 14 at Cincinnati 12/12: Completed 16-of-28 passes for 239 yards with 2 touchdowns and 2 interceptions...In the first quarter, orchestrated a 4-play, 58-yard drive (2:18 drive) including a 45-yard pass to WR Ronnie Powell to set up an 8-yard touchdown pass to RB Karim Abdul-Jabbar reducing the Bengals lead to 10-7...In the second quarter, led the Browns on a 5-play, 58-yard drive (1:49 drive) including a 44-yard pass to WR Kevin Johnson to set up a 1-yard touchdown run by RB Terry Kirby as Couch converted on the 2-point conversion by running over left guard Jim Pyne to reduce the Bengals lead to 23-15...Was 11-of-17 for 165 yards in the first half with 1 touchdown...In the third quarter connected with TE Irv Smith for a 16-yard touchdown pass...Completed a pass to a career-high eight different receivers...Game 15 vs. Jacksonville 12/19: Completed 10-of-16 passes for 86 yards...Left the game in the second quarter with a left ankle sprain and did not return...Led the Browns on an 11-play, 68-yard drive (6:04 drive) in the second quarter and was 5-of-6 passing for 45 yards on the drive which ended in a 2-yard touchdown run by RB Terry Kirby, cutting the Jaguars lead to 14-7...Game 16 vs. Indianapolis 12/26: Listed as inactive-third QB with an ankle injury...Did not play.

**College:** Despite only 24 games as a starter, he shattered Kentucky's career passing records, completing 795-of-1,184 attempts for 8,835 yards and 74 touchdowns...His 8,160 yards in total offense broke the old Kentucky all-time record of 5,456 yards by Bill Ransdell (1983-86)...Junior year All-America First-Team choice by the *Football Writers Association* and Walter Camp, earning Second-Team honors from *Football News* and Associated Press and Third-Team accolades from *The Sporting News*...Unanimous All-Southeastern Conference First-Team selection...Finished fourth in voting for the Heisman Memorial Trophy...Led the nation with 400 completions (on 553 attempts) while ranking second in pass completion percentage (72.3), yards (4,275) and touchdowns (36)...Ranked fourth in the NCAA Division I-A with 4,151 yards in total offense...Threw for at least 300 yards and 1 touchdown in every game...His sophomore season named *Football News* All-America honorable mention...Associated Press All-SEC Second-Team choice...Named Kentucky Sportsman of the Year by the Lexington Herald-Leader...Finalist for the Davey O'Brien Award, given to the nation's top quarterback...Recipient of the AT&T National Long Distance Award, given for leading the nation in passing yardage...Earned SEC & CNN/SI Player of the Week honors vs. Louisville & Alabama...Completed 363-of-547 passes for 3,884 yards and 37 touchdowns...Led the nation in pass attempts, completions, yardage and completion percentage (66.4%)...Second in touchdown passes to Marshall's Chad Pennington, who surpassed Couch for the national TD title only by playing in a 12th regular-season game...Second in total offense nationally with 341.7 yards per game...Finished ninth in the balloting for the Heisman Memorial Trophy...Freshman season played in seven games as a true freshman, starting twice...Completed 32-of-84 passes for 276 yards with 1 touchdown and 1 interception.

**Personal:** Gatorade Circle of Champions Kentucky Player of the Year, adding *USA Today* National Offensive Player of the Year, "Mr. Football" in the state of Kentucky and voted the 1995 Kentucky "Sportsman of the Year" in the *Lexington Herald-Leader* statewide poll of sportswriters and broadcasters at Leslie County (Hyden, Ky.) High...Won the Associated Press Kentucky High School Male Athlete of the Year as a junior and senior...Four-year starter, leading the Eagles to a four-year record of 38-13 and berths in the state Class AAA play-off semifinals his junior and senior years...First-Team All-State his last three seasons and honorable-mention All-State as a freshman...Career totals include 872 completions in 1,372 attempts for 12,104 yards and 133 touchdowns...Set national career records for most pass completions, passing yardage and touchdown passes...Second in pass attempts...The nation's number one quarterback prospect according to several recruiting analysts and publications...Has an exceptionally strong arm and won a summer camp distance contest with a throw of 66 yards...Also played defensive back on occasion...Named the Most Valuable Player while helping lead his team to a 10-0 win in the 1996 Kentucky-Tennessee All-Star Game...Completed 19-of-33 passes for 224 yards



TIM COUCH *continued*

## VETERANS

and 1 touchdown in the all-star game and also punted for a 45.7 avg....Played on the varsity basketball team since the seventh grade and led the state of Kentucky in scoring as a junior, notching 36 points per game...Top scoring games included 60 and 59 points...Set numerous school records for scoring and three-point shooting...Participated in the DARE program at Leslie County, and made speaking appearances at junior high and elementary schools on the danger of substance abuse...Guest speaker for two youth football leagues (1996-97)...Celebrity guest on the 1997 *Children's Miracle Network* television show, helping raise approximately \$600,000 for the UK Children's Hospital...Majored in general studies...Brother, Greg, was a quarterback at Eastern Kentucky (1994-96)...Son of Elbert and Janice Couch...Born Timothy Scott Couch on July 31, 1977 in Hyden, Ky.

## COUCH'S PASSING STATISTICS

Year	GP-GS	Att.	Comp.	Pct.	Yards	TD	Int.	Long	Sacks	Yards	Rating
1999 Cle.	15-14	399	223	55.9	2,447	15	13	78t	56	359	73.2
<b>Career</b>	<b>15-14</b>	<b>399</b>	<b>223</b>	<b>55.9</b>	<b>2,447</b>	<b>15</b>	<b>13</b>	<b>78t</b>	<b>56</b>	<b>359</b>	<b>73.2</b>

## COUCH'S RUSHING STATISTICS

Year	No.	Yards	Avg.	Long	TD
1999 (Cle.)	40	267	6.7	40	1
<b>Career</b>	<b>40</b>	<b>267</b>	<b>6.7</b>	<b>40</b>	<b>1</b>

## COUCH'S SINGLE-GAME CAREER HIGHS

**PASSING ATTEMPTS:** 46 vs. Carolina (11/21/99)

**COMPLETIONS:** 29 vs. Carolina (11/21/99)

**PASSING YARDS:** 262 vs. Tennessee (11/28/99)

**PASSING TD's:** 3 at New Orleans (10/31/99)

**LONG PASS:** 78t vs. Tennessee (11/28/99)

**COMPLETION PERCENTAGE:** 78.3% at Jacksonville (10/17/99)

**INTERCEPTIONS:** 2 at St. Louis (10/24/99); vs. Carolina (11/21/99);

at San Diego (12/5/99); at Cincinnati (12/12/99)

**RUSHING ATTEMPTS:** 6 at Baltimore (9/26/99); vs. Carolina (11/21/99)

**RUSHING YARDS:** 50 at St. Louis (10/24/99)

**LONG RUSH:** 40 at St. Louis (10/24/99)

**RUSHING TD's:** 1 vs. Tennessee (11/28/99)

# PLAYERS

## VETERANS

TIM COUCH *continued*

### COUCH'S 1999 GAME-BY-GAME PASSING

Date	Opponent	Att	Comp	Yds	Pct	TD	Int	LG	Tkd	Rat	Result
9/12	Pit.	3	0	0	0.0	0	1	0	1-7	0.0	L 0-43
9/19	@ Ten.	24	12	134	50.0	1	0	39t	7-44	80.9	L 9-26
9/26	@ Bal.	32	13	123	40.6	1	1	61	4-34	49.4	L 10-17
10/3	N.E.	28	13	201	46.4	1	0	64t	4-21	82.6	L 7-19
10/10	Cin.	27	15	164	55.6	0	1	24	3-20	58.3	L 17-18
10/17	@ Jac.	23	18	161	78.3	1	0	22	4-31	110.3	L 7-24
10/24	@ St. L.	40	22	185	55.0	0	2	36	1-7	46.4	L 3-34
10/31	@ N.O.	19	11	193	57.9	3	0	56t	2-12	132.2	W 21-16
11/7	Bal.	21	9	57	42.9	0	1	21	3-24	29.3	L 9-41
11/14	@ Pit.	28	18	199	64.3	2	1	35t	6-38	94.2	W 16-15
11/21	Car.	46	29	259	63.0	1	2	23	1-2	67.2	L 17-31
11/28	Ten.	35	19	262	54.1	2	0	78t	7-34	97.6	L 21-33
12/5	@ S.D.	29	18	184	62.0	1	2	23	6-37	63.0	L 10-23
12/12	@ Cin.	28	16	239	57.1	2	2	45	3-16	79.3	L 28-44
12/19	Jac.	16	10	86	62.5	0	0	17	4-32	76.6	L 14-24
12/26	Ind.	Did Not Play									L 28-29
<b>Totals</b>		<b>399</b>	<b>223</b>	<b>2,447</b>	<b>55.9</b>	<b>15</b>	<b>13</b>	<b>78t</b>	<b>56-359</b>	<b>73.2</b>	

### COUCH'S 1999 GAME-BY-GAME RUSHING

Date	Opponent	Att	Yds	Avg.	LG	TD	
9/12	Pit.	0	0	0.0	0	0	
9/19	@ Ten.	5	40	8.0	15	0	
9/26	@ Bal.	6	49	8.2	18	0	
10/3	N.E.	3	11	3.6	10	0	
10/10	Cin.	1	5	5.0	5	0	
10/17	@ Jac.	2	36	18.0	27	0	
10/24	@ St. L.	2	50	25.0	40	0	
10/31	@ N.O.	2	5	2.5	6	0	
11/7	Bal.	4	7	1.8	4	0	
11/14	@ Pit.	2	15	7.5	8	0	
11/21	Car.	6	16	2.7	19	0	
11/28	Ten.	5	29	5.8	11	1	
12/5	@ S.D.	1	4	4.0	4	0	
12/12	@ Cin.	0	0	0.0	0	0	
12/19	Jac.	1	0	0.0	0	0	
12/26	Ind.	Did Not Play					
<b>Totals</b>		<b>40</b>	<b>267</b>	<b>6.7</b>	<b>40</b>	<b>1</b>	



# ZOLA DAVIS 87

WIDE RECEIVER



**Games Played/ Started:** 1999 (6/1).

**Career Totals:** 6 games, 1 start.

**Career Transactions:** Signed with the Green Bay Packers as an undrafted free agent on April 23, 1999...Waived by the Packers on Aug. 30, 1999...Claimed off waivers by Cleveland on Aug. 31, 1999...Signed to Browns practice squad Sept. 6, 1999...Signed to Browns 53-man roster Nov. 16, 1999.

**Career Highlights:** Appeared in first NFL game on Nov. 21, 1999 for the Browns against the Carolina Panthers...Made his first career start on Dec. 5, 1999 against the San Diego Chargers...Recorded his first career reception with a 25-yard catch against the Jacksonville Jaguars on Dec. 19, 1999.

### Seasonal Reviews

**1999:** Signed with Green Bay as an undrafted free agent and was waived by Packers during training camp...Claimed by Browns off waivers Aug. 31, 1999...Signed to Browns practice squad where he remained for the first 10 weeks of the regular season...Signed to Browns active roster and finished the last six games of the season on the 53-man active roster...Appeared in his first NFL game Week 11 vs. Carolina 11/21 at wide receiver...Started the first game of his career Week 13 at San Diego on 12/5...Recorded his first NFL reception Week 15 vs. Jacksonville 12/19 with a 25-yard reception from QB Ty Detmer...Played wide receiver Week 16 vs. Indianapolis 12/26 with 1 reception for 13 yards...His 13-yard reception to the Colts 29-yard line on a third- and-11 play helped setup the Browns first touchdown drive with ended with a RB Terry Kirby 1-yard touchdown run.

**College:** A four-year starter (1995-98) at the University of South Carolina following a redshirt season in 1994...Finished collegiate career as the Gamecocks' second-leading receiver all-time with 164 catches (for 2,354 yards and 17 touchdowns), falling just shy of Sterling Sharpe's school-record 169 receptions...His 17 receiving TDs tied him with Sharpe and were only two short of the all-time career mark (19), held by Green Bay Packer Robert Brooks...Had 48 receptions for 733 yards and 5 touchdowns as a senior...Authored an outstanding 1995, debut season, when he broke the school's freshman records for receptions (with a career-high 58), receiving yards (911) and TD receptions (9), all of which had been established by Brooks in 1988...Was named to the Southeastern Conference All-Freshman team in 1995, when he was also runner-up to LSU's Kevin Faulk as the conference's 'Rookie of the Year'...Earned B.A. degree in sociology.

**Personal:** Given name Zola Nakia Davis...Born in Charleston, S.C...Was a three-time All-State selection at Burke High School in Charleston, S.C., where he played wide receiver and defensive back...Was rated the No. 1 wide receiver in the nation by SuperPrep as a senior...Won three letters in football and four in basketball...Nicknamed 'Z-hoss'...Hobbies include reading and teaching The Bible at his hometown church...Would like to someday go into ministry...Married the former Hilary Fedrick this past June 26, couple has a daughter, Soleah, and son, Zola, Jr. ...Resides in Columbia, S.C.

### DAVIS' RECEIVING SINGLE-GAME CAREER HIGHS

**RECEPTIONS:** 1 vs. Jacksonville (12/19/99); vs. Indianapolis (12/26/99)

**RECEIVING YARDS:** 25 vs. Jacksonville (12/19/99)

**RECEIVING TD's:** 0

**LONG RECEPTION:** 25 vs. Jacksonville (12/19/99)

**HEIGHT**  
6-0

**WEIGHT**  
185

**COLLEGE**  
South Carolina

**BIRTH DATE**  
Jan. 16, 1975

**HOW ACQUIRED**  
FA - '99

**YEAR IN NFL**  
2nd

## DAVIS' RECEIVING STATISTICS

Year	Rec.	Yards	Average	Long	TD
1999 (Cle.)	2	38	19.0	25	0
<b>Career</b>	<b>2</b>	<b>38</b>	<b>19.0</b>	<b>25</b>	<b>0</b>



4

PHIL  
DAWSON

KICKER

**Games Played/Started:** 1999 (15/0).**Career Totals:** 15 games, 0 starts.**Postseason Totals:** NA.**Career Transactions:** Signed by Raiders as free agent in April, 1998...Claimed by the New England Patriots off waivers Aug. 21, 1998...Placed on practice squad Aug. 31, 1998...Signed by Cleveland as a free agent March 25, 1999.**Career Highlights:** Earned placekicking job in training camp for the Browns in 1999, connecting on 8-of-12 field goal attempts...Nailed 39-yard attempt as time expired to life the Browns over Steelers 16-15 (11/14 at Pittsburgh)...Connected on his first NFL field-goal attempt, making good from 41 yards against the Tennessee Titans on Sept. 26, 1999...Scored his first NFL touchdown on a 4-yard fake field-goal attempt against the Cincinnati Bengals on Oct. 10, 1999.**Season Reviews****1999:** Earned the place kicking job in training camp fending off competition from Chris Boniol and Danny Kight...Totaled 54 points during the 1999 season by converting 24-of-25 PATs and 8-of-12 field goals...Appeared in his first NFL game 9/19 at Tennessee and scored the first points for the Browns franchise by converting his first NFL field goal attempt on a 41-yard field goal in the second quarter...Scored the Browns first rushing touchdown of the season and in Cleveland Browns Stadium on a 4-yard touchdown run on a fake field-goal attempt 10/10 vs. Cincinnati... Converted a 39-yard field goal as time expired to provide Browns a 16-15 win at Pittsburgh 11/14...Was 3-of-5 from 30-39 yards and 3-of-5 from 40-49 yards...Game 1 vs. Pittsburgh 9/12: DNP...Game 2 at Tennessee 9/19: Converted on his first attempt of the season with a 41-yard field goal at 6:50 of the second quarter...Field goal was the first points scored for the Browns franchise under Alfred Lerner and Carmen Policy...The 41-yard field goal was his first field goal of his NFL career...Game 3 at Baltimore 9/26: Connected on his second field-goal attempt with a 49-yard field goal with 13:19 elapsed in the third quarter to put the Browns on the scoreboard and reduce the Ravens lead to 10-3...Game 4 vs. New England 10/3: Missed wide right on a 38-yard attempt following the Browns second possession in the first quarter...Game 5 vs. Cincinnati 10/10: Scored the Browns first rushing touchdown of the season and first Browns rushing touchdown at Cleveland Browns Stadium with a 4-yard touchdown run on a fake field-goal attempt at 13:46 of the second quarter...Also converted on a 33-yard field goal at 14:09 of the fourth quarter to give the Browns a 17-12 lead...Totaled 11 points (touchdown run, 2 PAT, 1 FG)...Made 1 tackle on special teams...Game 6 at Jacksonville 10/17: Connected on 1 PAT with no FG attempts...Game 7 at St. Louis 10/24: Connected for a 47-yard field goal with 17 seconds remaining in the first quarter...Game 8 at New Orleans 10/31: Missed on a 46-yard field goal attempt wide left...Converted all 3 PATs...Game 9 vs. Baltimore 11/7: Connected on a 25-yard field goal with 18 seconds remaining in the first quarter, cutting the Ravens lead to 7-3...Kicked an onside kickoff 17 yards which was recovered by the Browns Raymond Jackson at the Browns 47-yard line in the second quarter...Had a PAT blocked in the fourth quarter by Ravens DE Rob Burnett...Also made 1 special teams tackle...Game 10 at Pittsburgh 11/14: Converted 1 PAT...Nailed a 39-yard field goal kicking into the wind on the final play of the game to give the**HEIGHT**

5-11

**WEIGHT**

190

**COLLEGE**

Texas

**BIRTH DATE**

Jan. 23, 1975

**HOW ACQUIRED**

FA-'99 (N.E.)

**YEAR IN NFL**

2nd



PHIL DAWSON *continued*

## VETERANS

Browns a 16-15 win over the Steelers...Game 11 vs. Carolina 11/21: Attempted 2 field goals missing a 38-yard attempt wide right in the first quarter and converting on a 23-yard attempt in the first quarter...Converted 2 PATs...Recorded 1 special teams tackle...Game 12 vs. Tennessee 11/28: Converted 3 PATs...Game 13 at San Diego 12/5: Connected on 1 of 2 field goal attempts and made 1 PAT...Gave the Browns an early 3-0 lead with a 33-yard field goal 9:30 into the first quarter...Missed on his second attempt on a 45-yard field goal attempt wide right in the second quarter...Game 14 at Cincinnati 12/12: Connected on 2 PATs...Game 15 vs. Jacksonville 12/19: Converted on 2 PATs...Game 16 vs. Indianapolis 12/26: Connected on 4 PATs.

**1998:** Claimed off waivers by New England from Oakland on Aug. 21, 1998...Spent the 1998 season on the New England Patriots practice squad.

**College:** Four-year letterman at Texas...Earned First Team All-America, All Big 12 honors following senior season in 1997...As a junior in 1996, First-Team All-America by *Pro Football Weekly*, All-Big 12 after leading conference and finishing in the top 10 in the nation with 1.6 field goals per game...Posted 108 points in 12 games for the Longhorns...Hit 19-of-24 field goals...Nailed a career-long 53-yard field goal against Texas Tech...Led the team in scoring in 1995...Earned Honorable Mention All-America honors as a sophomore...Made 4 field goals of 50 or more yards including a 52-yarder in the Sugar Bowl...Named Dallas *Morning News'* SWC Offensive Player of the Week following a 50-yard field goal that beat Virginia...Tied Texas record for consecutive PAT's made with 54...Scored a career-high 13 points against Rice...Scored 80 points as a redshirt freshman in 1994...SWC's top kicker and the nation's top freshman kick scorer...Redshirted in 1993.

**Personal:** Born in West Palm Beach, Fla...Attended Lake Highlands High in Dallas, Texas...Ranked top place-kicker in Texas as a senior...All-America and Southwest Region Offensive Player of the Year by *SuperPrep*...Hit 18-of-24 field goals as a senior...Also started at tackle...Makes his off season home in Dallas, Texas with his wife, Shannon...Very involved in Cleveland community by dedicating his time visiting children at various hospitals, including the Cleveland Clinic Foundation Children's Hospital, Rainbow Babies and Children's Hospital, and University Hospital...Also serves as the spokesperson for the *Children's Miracle Network*.

## DAWSON'S STATISTICS

Year	1-19	20-29	30-39	40-49	50+	Total	Pct.	Long	PAT's	Points
1999 (Cle.)	0-0	2-2	3-5	3-5	0-0	8-12	.725	49	24-25	54
<b>Totals</b>	<b>0-0</b>	<b>2-2</b>	<b>3-5</b>	<b>3-5</b>	<b>0-0</b>	<b>8-12</b>	<b>.725</b>	<b>49</b>	<b>24-25</b>	<b>54</b>

## DAWSON'S 1999 GAME-BY-GAME STATISTICS

Date	Opp.	1-19	20-29	30-39	40-49	50+	Total	Pct.	Long	PAT's	Points
9/12	Pit.	0-0	0-0	0-0	0-0	0-0	0-0	-	-	0-0	0
9/19	@ Ten.	0-0	0-0	0-0	1-1	0-0	1-1	1.000	41	1-1	4
9/26	@ Bal.	0-0	0-0	0-0	1-1	0-0	1-1	1.000	49	1-1	4
10/3	N.E.	0-0	0-0	0-1	0-0	0-0	0-1	.000	-	1-1	1
10/10	Cin.	0-0	0-0	1-1	0-0	0-0	1-1	1.000	33	2-2	11*
10/17	@Jac.	0-0	0-0	0-0	0-0	0-0	0-0	-	-	1-1	1
10/24	@St.L.	0-0	0-0	0-0	1-1	0-0	1-1	1.000	47	0-0	3
10/31	@N.O.	0-0	0-0	0-0	0-1	0-0	0-1	.000	-	3-3	3
11/7	Bal.	0-0	1-1	0-0	0-0	0-0	1-1	1.000	25	0-1	3
11/14	@Pit.	0-0	0-0	1-1	0-0	0-0	1-1	1.000	39	1-1	4
11/21	Car.	0-0	1-1	0-1	0-0	0-0	1-2	.500	23	2-2	5
11/28	Ten.	0-0	0-0	0-0	0-0	0-0	0-0	-	-	3-3	3
12/5	@S.D.	0-0	0-0	1-1	0-1	0-0	1-2	.500	33	1-1	4
12/12	@Cin.	0-0	0-0	0-0	0-0	0-0	0-0	-	-	2-2	2
12/19	Jac.	0-0	0-0	0-0	0-0	0-0	0-0	-	-	2-2	2
12/26	Ind.	0-0	0-0	0-0	0-0	0-0	0-0	-	-	4-4	4
<b>Totals</b>		<b>0-0</b>	<b>2-2</b>	<b>3-5</b>	<b>3-5</b>	<b>0-0</b>	<b>8-12</b>	<b>.725</b>	<b>49</b>	<b>24-25</b>	<b>54</b>

\*Rushed for a 4-yard touchdown on a fake field goal.

**Special teams tackles:** 1 vs. Cincinnati 10/10/99; vs. Baltimore 11/7/99; vs. Carolina 11/21/99.

## VETERANS



# 11 TY DETMER

## QUARTERBACK

**HEIGHT**

6-0

**WEIGHT**

194

**COLLEGE**

Brigham Young

**BIRTH DATE**

Oct. 30, 1967

**HOW ACQUIRED**

Tr (S.F.) - '99

**YEAR IN NFL**

9th

**Games Played/Started:** 1992 (0/0), 1993 (3/0); 1994 (0/0); 1995 (4/0); 1996 (13/11); 1997 (8/7); 1998 (16/1, 2/0); 1999 (5/2).

**Career Totals:** 49 games, 21 starts.

**Postseason Totals:** 2 games, 0 starts.

**Career Transactions:** Originally selected by the Green Bay Packers in the ninth round, 230th overall, in the 1992 NFL Draft...Signed by Green Bay as a free agent July 21, 1994...Signed by Philadelphia as unrestricted free agent March 7, 1996...Signed by San Francisco as an unrestricted free agent March 12, 1998...Acquired by Cleveland (along with the 49ers' fifth round draft choice in 1999) in trade with San Francisco for fourth and fifth round draft choices in 1999 NFL Draft.

**Career Highlights:** An eight-year veteran with Green Bay, Philadelphia, San Francisco and Cleveland, has totaled 5,445 career passing yards and 31 touchdowns...Heisman Trophy winner out of Brigham Young, where he established 59 NCAA records during collegiate career...Established career-high 10/27/96 vs. Carolina by throwing for 342 yards on 23 of 38 passes and 1 touchdown...Has recorded 3 300-yard games in his career.

**Seasonal Reviews**

**1999:** Opened the season as the starting quarterback and appeared in five games, including two starts...Completed 47-of-91 passes for 548 yards (51.6%) with 4 touchdowns and 2 interceptions...Started 9/12 vs. Pittsburgh and was 6-of-13 for 52 yards...Backup QB to Tim Couch from Week 2-15...Saw reserve action Week 9 vs. Baltimore 11/7 with 7-of-15 for 81 yards with 1 touchdown and 1 interception...Appeared late in the fourth quarter Week 14 at Cincinnati 12/12 and completed 6-of-13 passes for 89 yards including 1 touchdown...Week 15 vs. Jacksonville 12/19 replaced starting QB Tim Couch late in the second quarter after Couch suffered a left ankle sprain and completed 13-of-24 passes for 153 yards, including 1 touchdown...Started Week 16 vs. Indianapolis 12/26 with 15-of-26 for 173 yards and 1 touchdown...Game 1 vs. Pittsburgh 9/12: Starting quarterback for Browns first NFL game since Dec. 24, 1995...Completed 6 passes in 13 attempts for 52 yards with a long of 19 yards, and 1 interception...Game 2 at Tennessee 9/19: Did not play...Game 3 at Baltimore 9/26: Did not play...Game 4 vs. New England 10/3: Did not play...Game 5 vs. Cincinnati 10/10: Did not play...Game 6 at Jacksonville 10/17: Did not play...Game 7 at St. Louis 10/24: Did not play...Game 8 at New Orleans 10/31: Did not play...Game 9 vs. Baltimore 11/7: Replaced starting quarterback Tim Couch in the fourth quarter and completed 7-of-15 passes for 81 yards, including 1 touchdown and 1 interception...Connected with WR Kevin Johnson for a game high 35-yard completion to set up a Browns touchdown...Tossed a 5-yard touchdown pass to RB Terry Kirby late in the fourth quarter...Also had an interception by Ravens cornerback Rod Woodson returned 66 yards for a Ravens touchdown...Game 10 at Pittsburgh 11/14: Did not play...Game 11 vs. Carolina 11/21: Did not play...Game 12 vs. Tennessee 11/28: Did not play...Game 13 at San Diego 12/5: Did not play...Game 14 at Cincinnati 12/12: Replaced starting QB Tim Couch late in the fourth quarter...Completed 6-of-13 passes for 89 yards including 1 touchdown...Orchestrated a 15-play, 93-yard (4:02 drive) late in the fourth quarter with 6 passes to 4 different receivers, ending in a 19-yard touchdown pass to WR Darrin Chiaverini...Also rushed 1 time for 2 yards...Game 15 vs. Jacksonville 12/19: Replaced starting QB Tim Couch late in the second quarter after Couch suffered a left ankle sprain...Completed 13-of-24 passes for 153 yards, including 1 touchdown...Conducted a 6-play, 62-yard touchdown drive (2:29 drive), culminating with a 10-yard touchdown pass to WR Darrin Chiaverini, reducing the Jacksonville lead to 17-14 late in the third quarter...On the TD drive, was 3-of-3 passing for 42 yards with all 3 receptions by WR Darrin Chiaverini...Also added 2 rushes for 22 yards (11.0 avg.), including a long of 11 yards...Game 16 vs. Indianapolis 12/26: Started at



TY DETMER *continued*

VETERANS

quarterback replacing Tim Couch (ankle)...Completed 15-of-26 passes for 173 yards and 1 TD...Led the Browns to an early 7-0 lead in the first quarter by orchestrating a 12-play, 53-yard (5:47 drive) as Detmer was 4-of-6 on the drive which ended in a 1-yard touchdown run by RB Terry Kirby...Completed a 28-yard touchdown to WR Darrin Chiaverini at 13:56 of the second quarter to give the Browns a 14-7 lead...Was 10-of-19 for 95 yards in the first half...On the first drive in the second half, led the Browns on a 7-play, 60-yard drive (4:13 drive) as Detmer completed both passes and ended the drive with an 8-yard touchdown run to give the Browns a 21-13 lead over the Colts...Increased the Browns lead to 28-19 late in the third quarter with a 7-play, 90-yard drive (4:13 drive) with a 25 yard pass to WR Kevin Johnson and an 8-yard toss to RB Terry Kirby and ended the drive with a one yard TD run by Kirby...Completed passes to eight different receivers...Rushed once for an 8-yard touchdown run in the third quarter.

**1998:** In his first season with the 49ers, started one game and totaled 24 completions on 38 attempts for 312 yards, a 63.2 completion percentage, and 4 TD's...Handled holding duties for field-goal attempts and PATs vs. N.Y. Jets...Took snaps early in the fourth quarter at Washington (9/14)...Also handled holding duties for field-goal attempts and PATs at the Redskins...Handled holding duties for field-goal attempts and PATs vs. Atlanta (9/27) and at Buffalo (10/4)...Took Steve Young's place midway into the fourth quarter and completed an 11-yard pass at New Orleans (10/11)...Also handled holding duties for field-goal attempts and PATs at the Saints...Handled holding duties for field-goal attempts and PATs Weeks 7-9...Started in place of the injured Steve Young (abdominal strain) and completed 22-of-36 passes for 276 yards at Carolina (11/8)...Threw three touchdown passes (36.5,29) and completed 2-point conversion to Terrell Owens...Also rushed twice for 15 yards and handled holding duties for field-goal attempts and PATs vs. the Panthers...Handled holding duties for field-goal attempts and PATs at Atlanta (11/15)...Also replaced Steve Young (left knee) for two plays in the third quarter at the Falcons...Handled holding duties for field-goal attempts and PATs vs. New Orleans (11/22)...Handled holding duties for field-goal attempts and PATs vs. New York Giants (11/30)...Also took snaps on the final drive vs. the Giants...Handled holding duties for field-goal attempts and PATs at Carolina (12/6)...Handled holding duties for field-goal attempts and PATs vs. Detroit (12/14)...Also took snaps midway through the fourth quarter vs. the Lions...Threw a 25-yard touchdown pass to Irv Smith on a mishandled field-goal attempt at New England (12/20)...Also handled holding duties for field-goal attempts and PATs at the Patriots (12/20)...Replaced Steve Young at the end of the fourth quarter and handled holding duties for field-goal attempts and PATs vs. St. Louis (12/27).

**1997:** Played in eight games with Philadelphia and started seven...Completed 134-of-244 passes for 1,567 yards and 7 touchdowns...Carried 14 times for 46 yards and 1 touchdown...Started first six games of the season before being replaced by Rodney Peete...Started one more before stepping aside for Bobby Hoying...Directed 19-play, 80-yard, 9:22 scoring drive in fourth quarter that was capped with 2-yard pass to Freddie Solomon giving Eagles 10-9 win over Green Bay (9/7)...Completed 19 of 32 passes for 173 yards and one touchdown against Packers...Led Eagles on 5-play, 80-yard drive in 47 seconds to set up failed game-winning field goal attempt at Dallas (9/15)...Was 18-of-30 for 184 yards and 1 touchdown against Cowboys...Threw for season-high 298 yards and 2 touchdowns on 28-of-45 passing (both career highs) at Minnesota (9/28)...Had streak of 94 consecutive passes without interception end against Vikings...Completed 17-of-27 passes for 246 yards and led Eagles to season-high 449 yards of offense in 24-10 win over Washington (10/5)...Started and completed 15-of-27 passes for 202 yards, 1 touchdown and 1 interception before being replaced by Rodney Peete in fourth quarter against Jacksonville (10/12)...Did not play against Arizona (10/19) and Dallas (10/26)...Returned to starting lineup against San Francisco (11/10) and completed 13-of-31 passes for 137 yards before being replaced by Bobby Hoying...Did not play in final six games, alternating as second and third quarterback.

**1996:** Played in 13 games, including 11 as a starter for Philadelphia...Posted 7-4 record as starter and led Eagles to 10-6 mark and Wild Card playoff spot...Notched wins in first four starts of career...Finished fourth in NFC with quarterback rating of 80.8... Completed 238-of-401 passes for 2,911 yards and 15 touchdowns...Took over at quarterback after Rodney Peete suffered torn patella in right knee vs. Dallas (9/30)...Made first career start and completed 18-of-33 passes for 170 yards in guiding Eagles to 19-10 win at N.Y. Giants (10/13)...Completed 18-of-24 passes for 226 yards and career-high 4 touchdowns to Irving Fryar against Miami (10/20)...Most touchdown passes by Eagle quarterback since Randall Cunningham fired 4 at New England (11/4/90)...Threw for career-high 342 yards on 23-of-38 passes and 1 touchdown against Carolina (10/27)...Earned Miller Lite Player of the Week honors after completing 19-of-33 passes for 217 yards

## VETERANS

TY DETMER *continued*

and 1 touchdown and adding first career rushing touchdown from 6 yards in posting Philadelphia's first win at Dallas (11/3) since 1991...Was 26-of-44 for 315 yards and 2 touchdowns against Buffalo (11/10)...Completed 21-of-38 passes for 322 yards at Arizona (11/24)...Went 25-of-33 for 284 yards and 3 touchdowns in win over New York Giants (12/1)...Threw 3 touchdowns in second half and passed for 198 yards at New York Jets (12/15)...Started NFC Wild Card Playoff game at San Francisco (12/29).

**1995:** Played in four games for Green Bay as backup to Brett Favre...Played in three games as holder on kick placements while regular holder Craig Hentrich handled the kicking with Chris Jacke out (hamstring)...Replaced injured Favre (ankle) in second quarter and completed 8-of-15 passes for 81 yards and first career touchdown at Minnesota (11/5)...Pulled Packers to 24-24 tie with an 11-point rally before suffering torn ulnar collateral ligament in right thumb in fourth quarter against Vikings...Placed on Injured Reserve list (11/7).

**1994:** Served as Packers second quarterback for five games and NFC Wild Card Game against Detroit (12/31), but did not play...Was third quarterback behind Brett Favre and Mark Brunell for 11 games.

**1993:** Played in three games as primary backup to Brett Favre...Completed 3-of-5 passes for 26 yards...Made first NFL appearance in season-opener against L.A. Rams (9/5) and played sparingly against Tampa Bay (10/24), but did not attempt a pass in either game...Completed first career pass and finished 3-of-5 for 26 yards at Dallas (10/3)...Active for both postseason games, but did not play.

**1992:** In rookie season with Green Bay, was designated third quarterback for 14 games...Backed up Brett Favre against Pittsburgh and Atlanta, while Don Majkowski was sidelined with ankle injury.

**College:** Set 59 NCAA records during career at BYU, including most touchdown passes (121), most yards passing (15,031), most completions (958), most attempts (1,530) and most yards total offense (14,653)...Earned Heisman Trophy after throwing for 5,188 yards and 41 touchdowns as junior...Passed for 4,031 yards and 35 touchdowns as senior...Also received Maxwell Award as nation's top college football player and Davey O'Brien Award as country's top quarterback after junior campaign...Established NCAA record with 12 consecutive 300-yard passing games during junior season...Set school record with 599 yards passing and 6 touchdowns against San Diego State as senior...Graduated with degree in recreation administration.

**Personal:** Ty Hubert Detmer was born Oct. 30, 1967 in San Marcos, Texas...Earned letters in football, basketball, baseball, golf and track at Southwest High in San Antonio, Texas...Earned All-America and Texas player of the year honors as senior...Coach was father, Sonny...Was all-state in baseball...Brother, Koy, was seventh round draft choice by Philadelphia in 1997...Active participant in Cleveland community with visits to children at Cleveland Clinic Foundation Children's Hospital, Center for Families and Children and hosting the Muscular Dystrophy Associations Gala Fundraiser...Ty and wife, Kim, have three daughters, Kaili, 6, and Aubri, 3, and Mayci, 1.

### DETMER'S SINGLE-GAME CAREER HIGHS

**PASSING ATTEMPTS:** 45 at Minnesota (9/28/97)

**COMPLETIONS:** 28 at Minnesota (9/28/97)

**PASSING YARDS:** 342 vs. Carolina (10/27/96)

**PASSING TD'S:** 4 vs. Miami (10/20/96)

**LONG PASS:** 57 vs. Green Bay (9/7/97)

**COMPLETION PERCENTAGE:** 75.8% (25/33) vs. N.Y. Giants 12/1/96

**INTERCEPTIONS:** 3 (2 times) at Indianapolis 12/5/96, vs. Carolina 11/8/98

**RUSHING ATTEMPTS:** 7 at N.Y. Jets (12/14/96)

**RUSHING YARDS:** 20 at N.Y. Giants (8/31/97)

**LONG RUSH:** 14 at N.Y. Giants (8/31/97)

**RUSHING TD'S:** 1 (three times) Last: vs. Indianapolis (12/26/99)



## DETMER'S PASSING STATISTICS

Year	Att.	Comp.	Pct.	Yards	TD	%	Int.	%	Long	Sack	Yards	Rating
1992 (G.B.)	0	0	0.0	0	0	0	0	0	0	0	0	0
1993 (G.B.)	5	3	60.0	26	0	0	0	0	25	0	0	73.8
1994 (G.B.)	0	0	0.0	0	0	0	0	0	0	0	0	0
1995 (G.B.)	16	8	50.0	81	1	6.3	1	6.3	25	0	0	59.6
1996 (Phi.)	401	238	59.4	2,911	15	3.7	13	3.2	42	27	171	80.8
1997 (Phi.)	244	134	54.9	1,567	7	2.9	6	2.5	57	19	94	73.9
1998 (S.F.)	38	24	63.2	312	4	10.5	3	7.9	36t	5	20	91.1
1999 (Cle.)	91	47	51.6	548	4	4.4	2	2.2	35	4	26	75.7
<b>Career</b>	<b>795</b>	<b>454</b>	<b>57.1</b>	<b>5,445</b>	<b>31</b>	<b>3.9</b>	<b>25</b>	<b>3.1</b>	<b>57</b>	<b>55</b>	<b>311</b>	<b>78.1</b>

## DETMER'S RUSHING STATISTICS

Year	No.	Yards	Avg.	Long	TD
1992 (G.B.)	0	0	0	0	0
1993 (G.B.)	1	-2	-2.0	-2.0	0
1994 (G.B.)	0	0	0	0	0
1995 (G.B.)	3	3	1.0	5	0
1996 (Phi.)	31	59	1.9	9	1
1997 (Phi.)	14	46	3.3	14	1
1998 (S.F.)	8	7	0.9	10	0
1999 (Cle.)	6	38	6.3	11	1
<b>Career</b>	<b>63</b>	<b>151</b>	<b>2.4</b>	<b>14</b>	<b>3</b>

# BILL DUFF 62

## DEFENSIVE LINEMAN



**Games Played/Started:** 1999 (5/0).

**Career Totals:** 5 games, 0 starts.

**Career Transactions:** Originally signed as free agent by San Francisco on April 24, 1998...Waived on Aug. 25, 1998... Placed on reserve/future signing list by Browns on Feb. 11, 1999...Waived by Cleveland Sept. 14, 1999...Signed by Cleveland as a free agent Oct. 6, 1999...Waived by Cleveland on Oct. 25, 1999... Signed by Cleveland as a free agent Nov. 9, 1999...Allocated by Cleveland to Berlin as part of NFL Europe.

**Career Highlights:** Played in his first NFL game on Oct. 17, 1999 against the Jacksonville Jaguars, seeing action on special teams...Recorded his first defensive tackle on Dec. 5, 1999 against the San Diego Chargers.

### Seasonal Reviews

**1999:** Saw action during the season along the defensive line...Appeared in five games with 1 solo tackle...Began the season listed as an inactive Week 1 vs. Pittsburgh 9/12...Waived by Cleveland Sept. 14, 1999...Signed by Cleveland as a free agent Oct. 6, 1999...Listed as inactive Week 5 vs. Cincinnati 10/10...Played

**HEIGHT**  
6-3

**WEIGHT**  
285

**COLLEGE**  
Tennessee

**BIRTH DATE**  
Feb. 24, 1974

**HOW ACQUIRED**  
FA - '99

**YEAR IN NFL**  
2nd

## VETERANS

BILL DUFF *continued*

in his first NFL game Week 6 at Jacksonville 10/17 with special teams duty...Listed as inactive Week 7 at St. Louis 10/24...Waived by Cleveland Oct. 25, 1999...Signed by Cleveland as a free agent Nov. 9, 1999...Did not play Week 10 at Pittsburgh 11/14...Listed as inactive Week 11 at Carolina 11/21...Played on special teams Week 12 vs. Tennessee 11/28...Saw first playing time at defensive tackle and recorded 1 solo tackle Week 13 at San Diego 12/5 and also played special teams...Played defensive tackle and special teams Week 14 at Cincinnati 12/12...Did not play Week 15 vs. Jacksonville...Played defensive tackle and also appeared on special teams Week 16 vs. Indianapolis 12/26...Appeared in NFL Europe 2000 with Berlin.

**College:** Four-year letterman and two-year starter...Career totals included 46 games, 24 starts, 108 total tackles, 62 solo, 8 sacks, 5 tackles for losses, 4 passes broken up, 2 recovered fumbles and 1 forced fumble...Started 12 games (8 at LDT, 4 at RDT) and posted 29 tackles, 16 solo, and 4 sacks for SEC Champions...Started all 12 games at LDT as junior and totaled 45 tackles, 24 solo, 1 sack, 1 recovered fumble and 1 forced fumble...Saw action in 12 games as sophomore reserve and posted 28 tackles, 18 solo, and 3 sacks...Saw reserve action in 10 games as freshman and posted 6 tackles, 4 solo...Was redshirted in 1993.

**Personal:** Born Feb. 24, 1974, in Delran, N.J...Prior to signing with Browns, attended the Monster Factory, a Pro Wrestling School along the East Coast and wrestled under the name 'The Urban Legend'...Attended Delran (N.J.) High School...Was two-time New Jersey state heavyweight wrestling champion...Single...Resides in Delran, N.J.

### DUFF'S DEFENSIVE STATISTICS

Year	TACKLES			Sacks No/Yds	Int's No/Yds	Passes Def.	Fumbles Rec./For.	Special Teams Tackles
	Total	Solo	Asst.					
1999 (Cle.)	1	1	0	0/0	0/0	0	0/0	0
<b>Career</b>	<b>1</b>	<b>1</b>	<b>0</b>	<b>0/0</b>	<b>0/0</b>	<b>0</b>	<b>0/0</b>	<b>0</b>



## 81 DAMON DUNN

### WIDE RECEIVER

**Game Played/Started:** 1999 (1/0).

**Career Totals:** 1 game, 0 starts.

**Career Transactions:** Signed by the Jacksonville Jaguars as an undrafted rookie free agent April 23, 1998...Waived by Jacksonville on Aug. 25, 1998...Signed to the Jaguars practice squad on Aug. 31, 1998...Waived by Jacksonville Aug. 30, 1999...Signed by Cleveland to practice squad Nov. 16, 1999...Allocated by Cleveland to Berlin as part of NFL Europe.

**Career Highlights:** Saw first NFL action on Dec. 19, 1999 against the Jacksonville Jaguars.

#### Season Reviews

**1999:** Began the season with the Jacksonville Jaguars training camp...Waived by Jacksonville August 30, 1999...Signed to Browns practice squad November 16, 1999...Spent four weeks on the Browns practice squad before signing to Browns active roster December 14, 1999...Appeared in his first NFL game Week 15 vs. Jacksonville 12/19 and played wide receiver and also on special teams...Did not

play Week 16 vs. Indianapolis 12/26...Participated in NFL Europe 2000 season with Berlin.



DAMON DUNN *continued*

VETERANS

**1998:** Spent the entire season on the Jacksonville Jaguars practice squad.

**College:** Stanford's all-time leader in kickoff returns and kickoff return touchdowns, totaling 1,950 yards and 3 TD's during his four-year career...His 26.7 yards per kickoff return ranks second in school history...As a receiver, made 95 catches for 1,071 yards and 4 TD's during his career...Started all 11 games for the second straight season as a senior in 1997...Had the best season of his career, totaling 1,161 all-purpose yards (578 receiving, 566 on kickoff returns and 17 rushing) and 4 TD's (two receiving, 2 rushing)...Started all 11 games in 1996, making 35 receptions for 452 yards and 2 TD's...Also rushed twice for 57 yards and a TD and returned 16 kickoffs for 433 yards and 1 touchdown...Named All-Pac 10 Conference and Academic All-Pac 10...Played in all 11 games in 1995...Led the Pac-10 with 19 kickoff returns for 539 yards (28.4-yard average)...Returned his first kickoff of the season 91 yards for a TD vs. San Jose State...Also had 5 catches for 29 yards and returned 15 punts for 95 yards...Saw action in all 11 games as a freshman in 1994, catching 1 pass for 12 yards...Returned 17 kickoffs for 412 yards (24.2 average)...Returned a kickoff 100 yards for a TD vs. Arizona State...Three-time member of the school's track team...Recorded his personal-best in the 100 meters (10.64) and 200 meters (21.54) in 1996...Member of the National Honor Society...Graduated in May 1998 with a degree in public policy... Returned to school in the 1999 offseason to start on a master's degree in philosophy.

**Personal:** Driven by his desire to preach, actively participates in Thanksgiving and Christmas dinners for the needy with the St. Augustine Soup Kitchen, encourages schoolchildren to stay in school with the Cleveland Police Departments Cops-N-Kids program and to eat healthy and stay physically fit with the Giant Eagle Junior Training Table and makes regular appearances visiting children at local hospitals, including the Cleveland Clinic Foundation...Single...Lives in Arlington, Texas...*Super Prep* and *Blue Chip Illustrated* All-America selection at Sam Houston High in Arlington, Texas...Named All-State and All-Southwest as a wide receiver and return specialist...Returned 3 kickoffs for touchdowns and caught 54 passes for 8 TDs during his senior year...Also lettered in track...Is an ordained Baptist minister...Active in Fellowship of Christian Athletes...Father, Mike Lockett, started at fullback for Texas in 1977, and was the lead blocker for Heisman Trophy winning running back Earl Campbell...Full name: Damon Jerrel Dunn.

## MARC EDWARDS 44

FULLBACK



**Games Played/Started:** 1997 (16/1, 2/0); 1998 (16/10, 2/2); 1999 (16/14).

**Career Totals:** 48 games, 25 starts.

**Postseason Totals:** 4 games, 2 starts.

**Career Transactions:** Selected by 49ers in the second round, 55th overall, in the 1997 NFL Draft...49ers traded picks in second (57), and sixth (190) and seventh (227) rounds to Philadelphia in order to move up and select Edwards...Traded by San Francisco to Cleveland April 17, 1999 for Cleveland's fourth round choice (110) in the 1999 NFL Draft.

**Career Highlights:** Established a career-high his second season in 1997 with San Francisco with 2 rushing touchdowns and 1 receiving touchdown.

### Seasonal Reviews

**1999:** Appeared in all 16 regular-season games, including 14 starting assignments at fullback and team leader on special teams...Rushed for 35 yards on 6 attempts (5.8 avg.) and had 27 receptions for 212 yards (7.9 avg.) and 2 TDs...Both TD receptions came in Browns victories—hailed in a 27-yard TD reception from QB Tim Couch 10/31 at New Orleans and 4-yard TD reception 11/14 at Pittsburgh...Had a

### HEIGHT

6-0

### WEIGHT

240

### COLLEGE

Notre Dame

### BIRTH DATE

Nov. 17, 1974

### HOW ACQUIRED

Tr (S.F.) - '99

### YEAR IN NFL

4th



# PLAYERS

## VETERANS

MARC EDWARDS *continued*

season-high 53 combined yards 12/26 vs. Indianapolis with a 28-yard rush to set-up a Browns touchdown and a 25-yard reception to sustain another Browns scoring drive...Game 1 vs. Pittsburgh 9/12: Started at fullback and recorded 1 rushing attempt for 1 yard...Also recorded 1 reception for 5 yards...Game 2 at Tennessee 9/19: Started at fullback...Game 3 at Baltimore 9/26: Started at fullback and recorded 3 receptions for 16 yards (5.3 avg.) and a long of 7 yards...Also appeared on special teams with 2 tackles, 1 solo and 1 assisted...Game 4 vs. New England 10/3: Started at fullback and also played on special teams...Made a key block downfield on Kevin Johnson's 64-yard touchdown...Recorded 1 assist tackle on special teams...Game 5 vs. Cincinnati 10/10: Started at fullback and recorded 2 receptions for 29 yards (14.5 avg.), including a long of 21 yards...Also played special teams with a career-high 3 special teams tackles...Game 6 at Jacksonville 10/17: Started at fullback and had 2 rushes for 5 yards (2.5 avg.), including a long of 5 yards...Had 3 receptions for 35 yards (11.7 avg.), including a long of 22 yards...Also played special teams...Game 7 at St. Louis 10/24: Started at fullback and recorded 2 receptions for 8 yards (4.0 avg.), with a long of 5 yards...Also played special teams...Game 8 at New Orleans 10/31: Started at fullback and had 2 receptions for 37 yards (18.5 avg.), including a 27-yard touchdown reception from Couch with 7:37 remaining in the second quarter...Also played special teams with 1 solo tackle...Game 9 vs. Baltimore 11/7: Played fullback and had 2 receptions for 9 yards (4.5 avg.)...Also played special teams with 1 tackle...Game 10 at Pittsburgh 11/14: Started at fullback and had 4 receptions for 22 yards (5.5 avg.), with 1 touchdown and a long reception of 13 yards...Recorded a 4-yard touchdown reception from Couch late in the fourth quarter with 5:12 remaining to cut the Steelers lead to 15-13...Also played special teams with 2 solo tackles...Game 11 vs. Carolina 11/21: Started at fullback and had 2 receptions for 4 yards (2.0 avg.), including a long of 5 yards...Also played special teams...Game 12 vs. Tennessee 11/28: Started at fullback and had 1 reception for 4 yards...Also played special teams...Game 13 at San Diego 12/5: Played fullback with 1 rush for 1 yard...Had 1 reception for 5 yards...Also played special teams with 1 solo tackle...Game 14 at Cincinnati 12/12: Started at fullback and had 1 rush for 0 yards...Had 1 fumble in the second quarter at the Bengals 11-yard line which was recovered by Bengals NT Kimo von Oelhoffen...Had 1 reception for 3 yards...Also played special teams...Game 15 vs. Jacksonville 12/19: Started at fullback and had 2 receptions for 10 yards (5.0 avg.), including a long of 6 yards...Also played special teams...Game 16 vs. Indianapolis 12/26: Started at fullback and had a season-high 53 combined yards...Added 1 rush for 28 yards late in the third quarter down to the Colts 4-yard line, setting up a Browns touchdown ending in a 1-yard TD run by Terry Kirby...Had 1 reception for 25 yards in the third quarter to help set up a Browns touchdown drive which ended in a Ty Detmer 8-yard touchdown run...Also played special teams.

**1998:** In second year with 49ers appeared in all 16 games, including 10 starting assignments...Totaled 22 rushing attempts for 94 yards (4.3 avg.) and 1 touchdown...Also posted 22 receptions for 218 yards (9.9 avg.) and 2 touchdowns...Caught 2 passes for 22 yards, including a long of 16, and carried the ball 1 time for 3 yards vs. N.Y. Jets (9/6)...Caught 4 passes for a career-high 52 yards, including a long of 23, and first NFL touchdown (2 yards) at Washington (9/14)...Also rushed 2 times for 5 yards at the Redskins...Started and carried the ball 3 times for 41 yards, including a 7-yard touchdown and career-best 32 long, vs. Atlanta (9/27)...Caught 2 passes for 50 yards, including a career-long 47-yard touchdown, at Buffalo (10/4)...Started and carried the ball 3 times for 8 yards and caught a 7-yard pass at New Orleans (10/11)...Rushed 1 time for 1 yard and played on special teams vs. Indianapolis (10/18)...Rushed 1 time for 7 yards and caught a 2-yard pass at St. Louis (10/25)...Started and caught 2 passes for 10 yards and rushed 2 times for 6 yards at Green Bay (11/1)...Started and caught 2 passes for 15 yards vs. Carolina (11/8)...Caught 2 passes for 18 yards at Atlanta (11/15)...Had 2 receptions for 15 yards and 2 carries for 3 yards vs. New Orleans (11/22)...Caught a 4-yard pass vs. N.Y. Giants (11/30)...Caught a 16-yard pass at Carolina (12/6)...Rushed 2 times for 6 yards and caught a 5-yard pass vs. Detroit (12/14)...Also played on special teams vs. the Lions...Carried the ball 2 times for 7 yards and caught a 2-yard pass at New England (12/20)...Also played on special teams at the Patriots.

**1997:** Played in all 16 games and started one contest at fullback...Finished with 5 carries for 17 yards and 6 receptions for 48 yards...Used primarily on special teams as rookie and posted 2 tackles...Carried 2 times for 5 yards and caught 1 pass for 3 yards vs. New Orleans (9/14)...Made 1 reception for 7 yards against Atlanta (9/21)...Returned 1 kickoff 30 yards against Minnesota (12/7)...Made first career start in regular-season finale at Seattle (12/21)...Recorded 3 carries for 12 yards and 4 receptions for 38 yards and added 2 special teams tackles against Seattle...Played in both postseason games...Recorded 1 special teams tackle against Green Bay (1/11) in NFC Championship game.



MARC EDWARDS *continued*

VETERANS

**College:** Two-year starter and four-year letterwinner at Notre Dame...Displayed versatility as runner, receiver and blocker...Finished career with 311 carries for 1,591 yards and 27 touchdowns...Also posted 46 receptions for 598 yards and 5 touchdowns...Earned All-America honorable mention after rushing 140 times for career-high 717 yards and 9 touchdowns as junior...Led Fighting Irish with 8 rushing touchdowns as true freshman in 1993...Graduated with degree in business management.

**Personal:** Marc Alexander Edwards was born (11/17/74) in Cincinnati, Ohio...Named Ohio Player of the Year by *USA Today* and rated 10th best player in Midwest by *Detroit Free Press* as a senior at Norwood High School in Norwood, Ohio...Played linebacker and running back and was three-time all-state pick and three-time Player of the Year by *Cincinnati Enquirer*...Set school record with 525 tackles and rushed for 6,001 yards and 73 touchdowns during career...Rushed for 1,721 yards and 26 touchdowns and recorded 122 tackles as senior...Became first player from Norwood High ever drafted...Lettered four times in track...Active participant in Big Brothers Program...Named Big Brother of the Year in South Bend, Ind., in 1997...Avid golfer...Has done extensive work for charitable organizations in the Cleveland area supporting fundraisers for the Cleveland Browns Foundation, United Way's Hometown Huddle program, Thanksgiving Turkey giveaway, Giant Eagle Junior Training Table, the Muscular Dystrophy Association Gala Fundraiser as well as working with Teen Response in Cincinnati...He and his wife, Darsi, have a daughter, Taya, and their second child is due in November...Resides in Westlake, Ohio, during the offseason.

**EDWARDS' SINGLE-GAME CAREER HIGHS****RUSHING ATTEMPTS:** 3 (4 times) Last: vs. St. Louis 12/27/98**RUSHING YARDS:** 41 vs. Atlanta 9/27/98**RUSHING TD's:** 1 vs. Atlanta 9/27/98**LONG RUSH:** 32 vs. Atlanta 9/27/98**RECEPTIONS:** 4 (3 times) Last: at Pittsburgh 11/14/99**RECEIVING YARDS:** 52 at Washington 9/14/98**RECEIVING TD's:** 1 (4 times) Last: at Pittsburgh 11/14/99**LONG RECEPTION:** 47 at Buffalo 10/4/98**TOTAL TD's:** 1 (4 times) Last at New Orleans 10/31/99**SPECIAL TEAMS TACKLES:** 3 vs. Cincinnati 10/10/99**EDWARDS' OFFENSIVE STATISTICS**

Date	RUSHING					RECEIVING					Special Teams
	No.	Yds	Avg.	Lg	TD	No.	Yds	Avg.	Lg	TD	Tackles
1997 (S.F.)	5	17	3.4	6	0	6	48	8.0	19	0	2
1998 (S.F.)	22	94	4.3	32	1	22	218	9.9	47t	2	0
1999 (Cle.)	6	35	5.8	28	0	27	212	7.9	27t	2	12
<b>Career</b>	<b>33</b>	<b>146</b>	<b>4.4</b>	<b>32</b>	<b>1</b>	<b>55</b>	<b>478</b>	<b>8.7</b>	<b>47t</b>	<b>4</b>	<b>14</b>

## VETERANS



# 43 PERCY ELLSWORTH

## SAFETY

**Games Played/Started:** 1999 (14/14); 1998 (16/9); 1997 (16/1); 1996 (14/4).

**Career Totals:** 60 games, 28 starts.

**Career Transactions:** Originally signed by the Giants as a free agent on April 27, 1996...Signed by Cleveland as an unrestricted free agent on Feb. 18, 2000.

**Career Highlights:** Made the Giants roster as a rookie free agent in 1996, starting four games and recording 3 interceptions...Set career highs in 1999 with 14 starts, 6 interceptions and 74 tackles.

### Seasonal Reviews

**1999:** Started 14 games, missing two games after suffering a left foot injury vs. New Orleans on 10/24/99...At Dallas 1/2/00, started at free safety and finished with a team-high 9 solo tackles...Ran down Emmitt Smith to save a touchdown after a 45-yard gain in the second quarter...Finished with a team-high 11 tackles (4 solo), 1 interception and 2 passes defended vs. Minnesota 12/26...Also played on special teams and tackled Randy Moss for a 4-yard loss on a punt return in the second quarter...Recorded his career-high 6th interception of the season late in the

fourth quarter when he stepped in front of WR Matthew Hatchette to pick Jeff George in the end zone...At St. Louis on 12/19, had 5 tackles (4 solo)...Recovered Az Hakim fumble, forced by CB Jeremy Lincoln and returned it 15 yards...Finished with 2 tackles (1 solo) and 2 passes defended at Buffalo 12/12...Broke up pass intended for TE Bobby Collins in the second quarter and then broke up pass intended for WR Eric Moulds later in that quarter...12/5 vs. New York Jets, had 1 solo tackle...Had 5 tackles (3 solo) vs. Arizona 11/28...Returned to starting line-up after missing two games with foot injury at Washington 11/21...Finished second on the team with 8 tackles...Intercepted Brad Johnson in the second quarter and returned it 26 yards to set up the Giants first score of the game, a 44-yard Cary Blanchard field goal...Interception gives him five on the year which ties his career-high that he set the previous season...Was de-activated vs. Indianapolis 11/14...Friday de-activation due to left foot injury suffered in the third quarter of the New Orleans game...Finished with 2 solo tackles, 1 interception and 1 pass defended vs. New Orleans 10/24...Injured left foot early in the third quarter and left game for four plays until back up safety Shaun Williams pulled hamstring...Returned to intercept Billy Joe Tolliver pass at the NY 7-yard line and returned it 13 yards...Did not return to action after the interception...Had 8 tackles (6 solo) vs. Dallas 10/18...Did not record a tackle at Arizona 10/10...Finished with 2 solo tackles, 1 interception and 1 pass defended vs. Philadelphia 10/3...Intercepted Doug Pederson pass intended for Charles Johnson and returned it 15 yards...Had 5 tackles (2 solo) and 1 pass defended at New England 9/26...Broke up Drew Bledsoe pass attempt for Terry Glenn down left sideline in the second quarter...Glenn got behind Giants defense, but Ellsworth was able to recover and knock pass away...Finished second on team with 12 tackles (9 solo) vs. Washington 9/19...Secondary allowed Brad Johnson to complete 20-of-28 passes for 231 yards and 3 touchdowns...Had 4 tackles (3 solo), team-high 2 interceptions, and tied team-high with 4 passes defended at Tampa Bay 9/12...2 interception outing was the fourth of his career...Interceptions ended Bucs first two drives of the fourth quarter...First interception came on Trent Dilfer pass intended for Dave Moore on the TB 29-yard line and was returned 5 yards to set up the Giants only offensive score of the game, a 36-yard field goal...Second interception came on the next drive when Dilfer attempted a pass while scrambling out of bounds, Ellsworth jumped in front of Bret Emmanuel at the NY 49-yard line and returned it 21 yards before being forced out of bounds at the TB 31-yard line...Major contributor to defense that was awarded Game Ball by the coaching staff for the team effort.

**1998:** Played in all 16 games and made nine starts, finishing with 58 total tackles (42 solos), 10 passes defended and a team-leading and career-high 5 interceptions...Returned 2 interceptions for touchdowns (a 20-



PERCY ELLSWORTH *continued*

## VETERANS

yard return at San Diego and a 43-yard return vs. Kansas City)...Ellsworth is the first Giants player to return 2 interceptions for touchdowns in the same season since Carl Lockhart had two in 1968...Made three starts in place of Tito Wooten (hamstring) at free safety (at San Diego, 9-27, at Tampa Bay, 10-4 and at Philadelphia, 12-27) and five starts in place of Sam Garnes at strong safety (vs. Atlanta, 10-11, vs. Arizona, 10-18, at Washington, 11-1, at Dallas, 11-8 and vs. Green bay, 11-15)...His other starting assignment was in a special nickel package vs. Dallas (9-21)...Had two 2-interception games: at San Diego (9-27) and vs. Kansas City (12-20)...His other career 2-interception game was at Arizona (10-12-97)...In the season-opener vs. Washington (9-6), he broke up a fourth-down pass attempt from QB Trent Green to WR Michael Westbrook late in the fourth quarter to help preserve the Giants 31-24 victory...Was in the starting lineup in a special nickel defense vs. Dallas (9-21) and replaced Wooten at free safety in the second half...Finished with 4 solo tackles, 2 interceptions and 3 passes defended at San Diego (9-27)...Picked off a QB Ryan Leaf pass at the Giants 17-yard line to end a Chargers scoring threat early in the second quarter...Ended a San Diego comeback threat in the third quarter when he left his primary coverage spot and made a perfect read to cut in front of WR Bryan Still to pick off a Leaf pass that he returned 20 yards for a touchdown to give the Giants a 28-9 lead...Awarded a defensive game ball by the coaching staff for his effort against the Chargers...Set a single-season high mark with 11 total tackles (8 solos) vs. Atlanta (10-11), breaking his old record of 7 that was set vs. Philadelphia (10-13-96)...Put the Giants in position for a field goal in the third quarter vs. Arizona (10-18) when he picked off a QB Jake Plummer pass at the Cardinals 47-yard line and returned it to the 40-yard line for a Giants first down...Deflected QB John Elway's desperation pass in the end zone with no time remaining to secure the Giants 20-16 victory vs. Denver (12-13)...Took over at free safety in the second quarter vs. Kansas City (12-20) when Wooten left with a hamstring injury...Had his third career 2-interception game and his second of the 1998 season...Hauled in a pass that deflected off WR Derrick Alexander's hands and raced 43 yards for a touchdown on the game's third play from scrimmage...Ended the Chiefs first drive in the second half with his second interception of the afternoon...Named NFC Defensive Player of the Week by the National Football League and awarded a defensive game ball by the coaching staff for his performance.

**1997:** Majority of his playing time was in nickel and dime situations...Registered 29 total tackles (20 solos) with 4 interceptions, 2 fumble recoveries and 9 passes defended...Also added 5 special teams tackles...Played in all 16 games and the postseason game vs. Minnesota and made one start vs. Baltimore (9-14) when the Giants opened the game in the nickel defense...Against the Ravens, leaped over WR Ryan Yarbrough to intercept a QB Vinny Testaverde bomb at the Giants 21-yard line in the third quarter. The Giants took over and converted the turnover into a 27-yard field goal to take a 23-14 fourth quarter lead...Came in at strong safety in place of Sam Garnes for a series in the third quarter at St. Louis (9-21) when Garnes was getting his injured ankle retaped...Broke up a pass intended for Rams WR Torrance Small from QB Tony Banks on the goal line during a third down play, forcing St. Louis to settle for a field goal during their first scoring drive...Broke up a QB Heath Shuler pass intended for WR Andre Hastings on third-and-7 from the Giants 14-yard line vs. New Orleans (9-28), forcing the Saints to settle for a 32-yard Doug Brien field goal at the end of the second quarter...Finished with 2 interceptions that ended Cardinals drives inside the Giants 20-yard line at Arizona (10-12)...In the second quarter, Ellsworth intercepted QB Kent Graham's pass intended for WR Rob Moore at the Giants 10-yard line...In the fourth quarter, he picked off a QB Stoney Case pass intended for WR Frank Sanders at the Giants 2-yard line...The last time that Ellsworth had 2 interceptions in a game was against Danny Kanell when Ellsworth played at Virginia and Kanell was at Florida State...Recovered QB Jeff Blake's fumble at the Bengals 47-yard line vs. Cincinnati (10-26) after LB Jessie Armstead jarred the ball loose during a tackle out of the pocket in the third quarter...Ellsworth raced 24 yards to give the Giants a first down at the 23-yard line to help set up a Giants touchdown that closed the Bengals lead to 21-16...Entered the game at free safety in place of Tito Wooten when Wooten left for a couple of series in the fourth quarter with a sprained ankle at Washington (11-23)...Was forced into the game at free safety in place of Wooten in the fourth quarter after Wooten aggravated his sprained left ankle vs. Tampa Bay (11-30)...Recovered a fumble at Dallas (12-21) at the Cowboys 44-yard line following a fumbled exchange between QB Troy Aikman and C Clay Shiver in the third quarter...Replaced Wooten late in the fourth quarter vs. Minnesota (12-27) in the Wild Card game after Wooten left with an ankle injury.

**1996:** Had 45 tackles (36 solos), recovered a fumble and tied for second on the team with 9 passes defended, including 3 interceptions...Added 2 special teams tackles...Saw his first regular-season action vs. Washington (9-15) after being inactive for the Giants first two games...Finished with 2 tackles on defense...Rotated at

# PLAYERS

## VETERANS

PERCY ELLSWORTH *continued*

strong safety with Jesse Campbell with Ellsworth seeing the majority of his playing in passing situations at the Jets (9-22)...When Tito Wooten left in the third quarter with a fractured right fibula, Ellsworth entered the game at free safety...Started vs. Minnesota (9-29) and vs. Philadelphia (10-13) at free safety in place of Wooten (leg)...Coverage helped hold the Vikings to just 143 yards passing on 13 completions...Helped clear the path during Amani Toomer's 65-yard punt return for a touchdown in the second quarter against the Eagles, getting in front of P Tom Hutton, the last Eagles defender to have a chance at Toomer...Recorded his first NFL interception at Washington (10-20) when he stepped in front of RB Brian Mitchell and picked off a QB Gus Frerotte pass in the first quarter...Came in at free safety in place of Wooten, who left with an injured shoulder in the fourth quarter at Arizona (11-17)...After the Giants closed the lead to 28-13, Ellsworth helped prevent the Cardinals from putting the game out of reach by intercepting QB Boomer Esiason in the end zone to end a scoring threat...Recovered a RB LeShon Johnson fumble caused by LB Jessie Armstead at the Cardinals 42-yard line to set up a Giants touchdown that cut the Arizona lead to 28-20...Picked off a Troy Aikman pass intended for Deion Sanders at the Giants 5-yard line with 2:11 remaining vs. Dallas (11-24) to seal the Giants 20-6 victory.

**College:** Is the first Virginia defensive back ever named a first-team All-America...Tied for third in school history with 12 passes defended in 1995...His 6 interceptions in 1995 are second most in a season by a safety...His 10 career interceptions are tied for 12th in Virginia history...4 of his interceptions and 8 of his passes broken up came against ACC foes...Had 2 interceptions against Florida State and was named ACC Defensive Back of the Week and national Defensive Player of the Week by *The Sporting News*...Made a team-leading 8 tackles against Maryland in the game that clinched a share of the ACC championship...Started three games as a true freshman in 1992...Also used as a punt returner during his collegiate career...Earned a letter on the Virginia basketball team and helped the Cavaliers advance to the NCAA Elite Eight during his junior season.

**Personal:** Three-year football letter winner at Southampton High in Drewryville, Va....Two-year starter who played safety, quarterback and running back...Rushed for over 1,000 yards as a senior...McDonald's All-America team nominee in basketball....Born Oct. 19, 1974 in Drewryville, Va.

## ELLSWORTH'S SINGLE-GAME CAREER HIGHS

**TACKLES:** 11, 2 times (Last vs. Minnesota 12/26/99)

**INTERCEPTIONS:** 2, 4 times (Last: at Tampa Bay 9/12/99)

**LONG INT. RETURN YARDS:** 43t vs. Kansas City 12/20/98

**INTERCEPTION RETURN TD's:** 1, 2 times (Last at San Diego 9/27/98)

**PASSES DEFENDED:** 4 at Tampa Bay 9/12/99

## ELLSWORTH'S DEFENSIVE STATISTICS

Year	TACKLES			Int's	Int's	Passes	Fumbles	Special Teams
	Total	Solo	Asst.	No/Yds	TD's	Def.	Rec./For.	Tackles
1996 (N.Y.G.)	45	36	9	3/62	0	9	1/0	2
1997 (N.Y.G.)	29	20	9	4/40	0	9	2/0	5
1998 (N.Y.G.)	58	42	16	5/92	2	10	0/0	11
1999 (N.Y.G.)	74	54	20	6/80	0	12	1/0	1
<b>Career</b>	<b>206</b>	<b>152</b>	<b>54</b>	<b>18/274</b>	<b>2</b>	<b>40</b>	<b>4/0</b>	<b>19</b>



# COREY FULLER 24

## DEFENSIVE BACK



**Games Played/Started:** 1995 (16/10); 1996 (16/14, 1/1); 1997 (16/16, 2/2); 1998 (16/16, 2/2); 1999 (16/16).

**Career Totals:** 80 games, 72 starts.

**Postseason Totals:** 5 games, 5 starts.

**Career Transactions:** Originally selected by the Minnesota Vikings in the second round, 55th overall, in the 1995 NFL Draft...Signed as an unrestricted free agent with the Cleveland Browns Feb. 18, 1999.

**Career Highlights:** His 95 tackles in 1997 included 14 in a game against Detroit—his own personal best and the second most ever by a Vikings defensive back...Started in 43 straight games for Vikings, including playoffs...Recorded his first career interception and first career NFL touchdown (a 12-yard fumble recovery) in the same game Sept. 24, 1995 at Pittsburgh.

### Seasonal Reviews

**1999:** Started in all 16 regular-season games and had 82 total tackles, 64 solo, 12 passes defended, 2 fumble recoveries and 1 forced fumble...Started the first two regular-season games at left cornerback before moving to the starting free safety position in Week 3 at Baltimore (3/26) following the injury to starting free safety Tim McTyer (arm)...Established a season-high eight tackles in Week 1 vs. Pittsburgh 9/12...Forced a fumble vs. New England 10/3...Recovered one fumble at New Orleans 10/31 and vs. Jacksonville 12/19...Game 1 vs. Pittsburgh 9/12: Started at left cornerback and recorded 8 tackles...Game 2 at Tennessee 9/19: Started at left cornerback and recorded 7 tackles, including 4 solo and 3 assists...Also contributed with 3 passes broken up...Game 3 at Baltimore 9/26: Moved from his normal left corner position and started at free safety following the injury to FS Tim McTyer (arm)...Recorded 4 tackles, including 2 solo and 2 assists...Secondary allowed only 165 yards passing in 17-10 setback against the Ravens...Game 4 vs. New England 10/3: Started at free safety and recorded 4 tackles, including 3 solo and 1 pass broken up...During the second quarter, tackled Patriots Terry Glenn following a 41-yard reception and forced a fumble which was recovered by Ryan McNeil...Game 5 vs. Cincinnati 10/10: Started a free safety and made 7 solo tackles...Game 6 at Jacksonville 10/17: Started at free safety and recorded 4 solo tackles...Game 7 at St. Louis 10/24: Started at free safety with 3 tackles, including 2 solo...Game 8 at New Orleans 10/31: Started at free safety and recorded 6 tackles, including 5 solos, and 1 pass broken up...Also recovered a fumble by Saints RB Ricky Williams as Hurvin McCormack stripped Williams of the ball which Fuller recovered at the Saints 36-yard line...Game 9 vs. Baltimore 11/7: Started at free safety and recorded 3 solo tackles...Game 10 at Pittsburgh 11/14: Started at free safety and recorded 6 tackles, including 4 solos and 3 passes broken up...Made a key play in the first quarter by breaking up a pass from Steelers QB Stewart to WR Hines Ward on third down stopping the Steelers drive and forcing a punt at the Browns 41-yard line...Game 11 vs. Carolina 11/21: Started at free safety and had 5 tackles, including 4 solos...Game 12 vs. Tennessee 11/28: Started at free safety and recorded 3 tackles, including 2 solos...Left the game briefly in the second quarter with a shoulder injury and returned at the start of the third quarter...Game 13 at San Diego 12/5: Started at free safety and recorded 4 tackles, including 3 solos...Game 14 at Cincinnati 12/12: Started at free safety and recorded 6 solo tackles and 2 passes broken up...Game 15 vs. Jacksonville 12/19: Started at free safety and recorded 5 solo tackles, 1 recovered fumble and 2 passes defended...Recovered a fumble by Jaguars WR Jimmy Smith on a hit by Browns SS Marquez Pope at the Browns 47-yard line...Game 16 vs. Indianapolis 12/26: Started at free safety and registered 7 tackles, including 4 solos.

**1998:** In his fourth year with the Vikings, Fuller posted 80 tackles, including 71 solos, and 4 interceptions in

### HEIGHT

5-10

### WEIGHT

205

### COLLEGE

Florida State

### BIRTH DATE

May 1, 1971

### HOW ACQUIRED

UFA (Min.) - '99

### YEAR IN NFL

6th

## VETERANS

COREY FULLER *continued*

1998... Batted down pass in the end zone during Rams game (9/13) intended for Isaac Bruce that could have tied the game...Recorded first interception of 1998 and seventh of his career off Charlie Batch vs. Detroit (9/20)...Trailing 21-17 in the third quarter at Chicago (9/27), he intercepted Erik Kramer at the Viking 6-yard line and returned it 30 yards (his career-best), which turned into a Vikings touchdown that put Minnesota ahead 24-21 and went on to win 31-28...Intercepted Gus Frerotte vs. Washington (10/18) for his third pick of 1998, tying his single-season record from 1996...Had 5 tackles, all solo, in 46-36 win at Dallas on Thanksgiving Day (11/26)...Notched 7 solo tackles in 48-22 win vs. Chicago (12/6) in game that clinched NFC Central title...Had fourth interception of the season at Baltimore (12/13), picking off Jim Harbaugh along with 5 tackles and a pass defended...Notched first full sack of his career when he sacked Jacksonville's Jonathan Quinn (12/20) and added 4 tackles...Had 2 tackles in regular-season finale at Tennessee (12/26) and a special teams tackle...Had 8 tackles and a pair of passes defended in Divisional Playoff game vs. Arizona (1/10)...Was second on the Vikings with 9 tackles in NFC Championship game vs. Atlanta (1/17) and had a team-high 4 passes defended against the Falcons.

**1997:** Led team in passes defended (18), which ranked sixth most in team history...Fourth on team in tackles with a career-high 95...Started all 16 regular-season games for the first time in his career...Forced fumbles vs. Chicago (9/7) and Philadelphia (9/28)...Had interceptions vs. Chicago (11/9) and Indianapolis (12/21)...Led team in tackles with a career-high 14 vs. Detroit (11/16)...14 tackles vs. the Lions were the second most in a game by a defensive back in club history...Had 4 passes defended vs. Green Bay (12/1)...Tied for team lead in tackles (10) vs. Detroit (12/14).

**1996:** Instrumental part of Vikings defense that finished third in the NFL in third-down defense (33.2)...Vikings defense also finished tied for third in the NFC in interceptions (22)...Had 16 passes defended to tie for second on the club, including 3 each vs. Detroit (9/1) and Tampa Bay (10/13)...Finished tied for third on the squad with 3 interceptions...Had interception vs. Chicago (9/15), Kansas City (11/3) and Arizona (12/1)...Forced fumbles in both games against the Super Bowl Champion Green Bay Packers (9/22 and 12/22)...Started 14 games at cornerback...Played sparingly because of a knee injury at Atlanta (9/8) and Seattle (11/10).

**1995:** Forced fumbles against future Hall of Famers Emmitt Smith and Barry Sanders...Finished first among defensive backs in tackles (67)...Tied for fifth on squad in passes defended (8)...Started first NFL game vs. Dallas (9/17)...Returned a fumble 12 yards for his first NFL touchdown vs. Pittsburgh (9/24)...In the next series of the Steelers game, recorded the first interception of his career...Started the following six games...Had a season-high 8 tackles against Houston (10/8)...Shared a sack with Robert Griffith vs. Green Bay (11/5)...Started against Tampa Bay (12/3), Cleveland (12/9), and at San Francisco (12/18)...Fourth of ten players taken from Florida State in 1995.

**College:** Florida State posted a 42-6-1 (.867) record, including wins in each of its four bowl games, and never finished worse than fifth in the country during his four years...Started at boundary cornerback in 1994...Earned First-Team All-Atlantic Coast Conference recognition in 1994...Led ACC in passes batted down with 13...Tied for the team lead in forced fumbles (4) and fumbles recovered (2)...Defense led the ACC and finished fifth in the nation in fewest yards allowed in 1994...Missed 1993 season with a knee injury.

**Personal:** Born in Tallahassee, Fla...Named the Player of the Year by the *Tallahassee Democrat*...Posted 36 tackles, 11 passes defended and 3 interceptions at Rickards, Fla. High School in 1989...Caught 33 passes for 567 yards and 8 touchdowns as a high school senior...Earned degree in criminology and child development at Florida State...Teammate of fellow 1995 draft pick Derrick Alexander at Florida State when the Seminoles won the 1994 national championship...Focuses his charitable time to victims of violent crimes and single mothers initiatives.

## FULLER'S SINGLE-GAME CAREER HIGHS

**TACKLES:** 14 at Detroit (11/16/97)**SOLOS:** 14 at Detroit (11/16/97)**SACKS:** 1 vs. Jacksonville (12/20/98)**INTERCEPTIONS:** 1 ten times, last (12/13/98 vs. Baltimore)**INTERCEPTION RETURN YARDS:** 50 at Chicago 9/27/98**PASSES BROKEN UP:** 3 at Pittsburgh (11/14/99)



## FULLER'S DEFENSIVE STATISTICS

Year	TACKLES			Sacks No./Yds	Int's No./Yds	Passes Def.	Fumbles Rec./For.	Special Teams Tackles
	Total	Solo	Asst.					
1995 (Min.)	67	57	10	0.5/0	1/0	8	1/0	7
1996 (Min.)	74	61	13	0/0	3/3.0	16	0/0	3
1997 (Min.)	95	85	10	0/0	2/24.0	18	0/0	2
1998 (Min.)	81	69	12	1/0	4/40	12	0/0	1
1999 (Cle.)	82	64	18	0/0	0/0	12	2/1	0
<b>Career</b>	<b>399</b>	<b>336</b>	<b>63</b>	<b>1.5/0</b>	<b>10/67</b>	<b>66</b>	<b>3/1</b>	<b>13</b>

# CHRIS GARDOCKI

# 17

## PUNTER



**Games Played/Started:** 1991 (4/0); 1992 (16/0); 1993 (16/0); 1994 (16/0); 1995 (16/0, 3/0); 1996 (16/0, 1/0); 1997 (16/0); 1998 (16/0); 1999 (16/0).

**Career Totals:** 132 games, 0 starts.

**Postseason Totals:** 4 games, 0 starts.

**Career Transactions:** Originally selected by Chicago as a third-round choice, 78th overall, in the 1991 NFL Draft...Signed by Indianapolis as a free agent Feb. 25, 1995...Signed by the Cleveland Browns as a free agent Feb. 16, 1999.

**Career Highlights:** Has never had a punt blocked in his nine-year NFL career...Gardocki has ranked in the top five among NFL punters for gross average yards in each of the last four years, including second in 1996 and third in 1997...Named First Team All-Pro in 1996 by *The Sporting News*, *Pro Football Weekly/PFWA* and *Sports Illustrated*...Honors include 1996 AFC Pro Bowl selection, *The Sporting News*, *Pro Football Weekly/PFWA*, *Sports Illustrated* NFL First-Team All-Pro, *Football Digest* NFL Second-Team All-Pro and UPI, *Football News* AFC First-Team.

### Seasonal Reviews

**1999:** Appeared in all 16 regular-season games and established a franchise record with 106 punts for 4,645 yards (43.8 avg.), including 11 TB, 20 inside the 20 and a long of 61 yards...Ranked fourth in the AFC and fifth in the NFL in gross punting average 43.8...Game 1 vs. Pittsburgh 9/12: Recorded 6 punts for a total of 285 yards (47.5 avg.), net punting average of 38.0, with a long of 60 yards, and 2 touchbacks...Game 2 at Tennessee 9/19: Recorded 5 punts for a total of 239 yards (47.8 avg.), net punting average of 42.0, including a long of 55-yards, and 2 inside the 20...Game 3 at Baltimore 9/26: Made 10 punts for a total of 447 yards (44.7 avg.), net punting average of 34.4 yards, a long of 58 yards and 1 punt inside the 20...Game 4 vs. New England 10/3: Recorded 9 punts for 393 yards (43.6 avg.), net punting average of 35.3 yds., including a long of 53 yards and 1 inside the 20...Game 5 vs. Cincinnati 10/10: Recorded 8 punts for 341 yards (42.6 avg.), net punting 36.3 yds., a long of 60 yards, 4 punts inside the 20 and 1 touchback...Tied a career high with 4 punts downed inside the 20...Game 6 at Jacksonville 10/17: Recorded 7 punts for 248 yards (35.4 avg.), net punting average of 26.7 yds., a long of 54 yards and 1 inside the 20...Game 7 at St. Louis 10/24: Recorded 5 punts for 244 yards (48.8 avg.), net punting average of 45.8, with a long of 58 yards, and 1 inside the 20...Game 8 at New Orleans 10/31: Recorded 7 punts for 305 yards (43.6 avg.), net punting 26.1 yds., a long of 60 yards, and 1 punt inside the 20...Game 9 vs. Baltimore 11/7: Recorded 8 punts for 366 yards (45.8 avg.), net punting average of 37.1, with a long of 55 yards, and 1 inside the 20...Game 10 at Pittsburgh 11/14: Recorded 8 punts for

**HEIGHT**  
6-1

**WEIGHT**  
200

**COLLEGE**  
Clemson

**BIRTH DATE**  
Feb. 7, 1970

**HOW ACQUIRED**  
UFA (Ind.) - '99

**YEAR IN NFL**  
10th

## VETERANS

CHRIS GARDOCKI *continued*

347 yards (43.4 avg.), net punting average of 32.5 yds., with a season-high long of 61 yards, and 1 inside the 20...Game 11 vs. Carolina 11/21: Recorded 3 punts for 153 yards (51.0 avg.), net punting average of 42.3, with a long of 53 yards...Game 12 vs. Tennessee 11/28: Recorded 6 punts for 232 yards (38.7 avg.), net punting average of 22.3, with a long of 49 yards, and 1 inside the 20...Had a third quarter punt returned 65 yards for a touchdown by Titans KR Derrick Mason...Game 13 at San Diego 12/5: Recorded 5 punts for 223 yards (44.6 avg.), net punting of 32.6 yds., with a long of 54 yards, and 1 inside the 20...Game 14 at Cincinnati 12/12: Recorded 5 punts for 223 yards (44.6 avg.), net punting of 26.4 yds., with a long of 51 yards and 1 inside the 20...Game 15 vs. Jacksonville 12/19: Recorded 8 punts for 340 yards (42.5 avg.), net punting of 34.6 yds., with a long of 52 yards, 2 inside the 20 and 1 touchback...Game 16 vs. Indianapolis 12/26: Recorded 6 punts for 259 yards (43.2 avg.), net punting of 33.8 yds., with a long of 50 yards and 2 inside the 20...Also had 1 special teams tackle.

**1998:** In 16 regular-season games for the Colts, attempted 79 punts for 3,583 yards and a 45.4 avg. (net 37.1)...Had 10 TB/23 In20...His longest punt was 62 yards...Game 1 vs. Miami 9/6: Was 3-136, 45.3 PR avg., 1 In20 with long of 54...Game 2 at New England 9/13: Was 6-252, 42.0 PR avg., 2 TB/3 In20...Game 3 at N.Y. Jets 9/20: Was 6-270, 45.0 PR avg., 1 TB/3 In20 with long of 56...Game 4 vs. New Orleans 9/27: Was 6-276, 46.0 PR avg., 2 In20 with long of 58...Added one solo special teams tackle...Game 5 vs. San Diego 10/4: Was 6-272, 45.3 PR avg., 1 TB with long of 54...Game 6 vs. Buffalo 10/11: Was 3-115, 38.3 PR avg. with long of 42...Game 7 at San Francisco 10/18: Was 5-229, 45.8 PR avg., 0 TB/2 In20 with long of 53...Game 8 vs. New England 11/1: Was 7-304, 43.4 PR avg., 0 TB/1 In20 with long of 51...Surpassed 20,000 career yards on final punt...Game 9 at Miami 11/8: Was 6-271, 45.2 PR avg., 2 TB/1 In20 with long of 55...Game 10 vs. NY Jets 11/15: Was 4-164, 41.0 PR avg., 1 TB/2 In20 with long of 47...Game 11 at Buffalo 11/22: Was 5-240, 48.0 PR avg., 2 In20 with long of 62...Game 12 at Baltimore 11/29: Was 3-141, 47.0 avg., 1 TB with long of 61...Game 13 at Atlanta 12/6: Was 4-206, 51.5 PR avg., 1 TB with long of 55...Game 14 vs. Cincinnati 12/13: Was 4-213, 53.3 PR avg., 3 In20 with long of 58...Game 15 at Seattle 12/20: Was 4-183, 45.8 PR avg., 2 In20 with long of 57...Game 16 vs. Carolina 12/27: Was 7-311, 44.4 PR avg., 1 TB/1 In20 with long of 53.

**1997:** Was 67-3,034-45.3 PR avg. to rank second in AFC, third in NFL...Traded only Mark Royals (45.9/New Orleans) and Tom Tupa (45.8/New England)...45.3 avg. was the fourth best seasonal mark in club history...Had +12 In20/TB ratio (18/6) and career totals include 127 In20/35 TBs...Is one of 20 punters to be drafted in the 1990s, but is only one to earn Pro Bowl nomination...Has handled kickoff duties since 1995...Was 6-302-50.3 avg. 9/7 vs. New England to notch only second 50+ career avg. game (min. 3 punts) in club history...posted eight 45.0+ avgs. and 12 40.0 avgs....Was 6-279-46.5 with 3 In20 vs. NY Jets 10/5...was 6-294-49.0 with career-long 72-yarder 10/26 at San Diego...72-yarder tied for second-longest in Colts history (76, David Lee, 10/17/71 at NY Giants; 72, Rohn Stark, 9/23/84 at Miami).

**1996:** Earned first career Pro Bowl selection and joined K-Cary Blanchard as only third kicking tandem to make game (Jan Stenerud/Jerrel Wilson, Chiefs, 1970-71; Jeff Gossett/Jeff Jaeger, Raiders, 1993)...Ranked second in NFL in gross avg. (45.7; John Kidd, Miami, 46.3), net avg. (39.0; Matt Turk, Washington, 39.2) and In20/TB ratio (+21; Mike Horan, N.Y. Giants, +22)...Had fewest touchbacks in NFL (2)...Seasonal gross avg. of 45.7 ranked second in club history (45.9, Rohn Stark, 1985)...Set personal career-high and Colts' records for punts and yardage with 12-551, 4 In20/1 TB outing at Buffalo 10/6...Had 4 In20/1 TB vs. Buffalo 12/1...Had season-long 61-yard punt and 4 In20 11/17 vs. Jets. POST-SEASON: Was 8-339-42.4 PR, 2 In20 at Pittsburgh 12/29. PRO BOWL: Was 6-254-42.3 PR, 1 TB/0 In20 with long of 47.

**1995:** Was 63-2681-42.6 avg., 7 TB/16 In20...Had 12 games with 40.0+ gross average...Had five games with 40.0 net avg....Ranked seventh in AFC, 11th in NFL, in gross avg....Was 8-42.1 avg. at Carolina for season-high punts and gross yards (337)...Had 2 69-yard punts 9/17 at Buffalo...Had 13 punts of 50+ yards...Had 3 special teams tackles, 2 solos. POST-SEASON: Was 15-40.4 avg., 2 TB/3 In 20.

**1994:** Was 76-37.8 avg., 9 TB/23 In20 for Chicago...Was 6-42.2 avg. with 3 In20 at Detroit 10/23...Was 5-44.8 avg. 12/18 vs. Rams...Had season-long 57-yarder 10/31 vs. Green Bay...Handled majority of kickoff duties...Was 3-38.7 avg. in playoffs 1/1/95 vs. Minnesota...Was 4-36.8 avg. in playoffs 1/7/95 at San Francisco.

**1993:** Was 80-38.5 avg., 2 TB/28 In 20...38 fair catches and 2 TBs were NFL-best...Opponents 115 return yards on 22 kicks were lowest in NFL...Posted career-highs in punts and yards with 8-38.3 avg. 9/12 at Minnesota...Forced 5 fair catches and had 4 In20 10/10 at Philadelphia...Had season-long 58-yarder 12/18 vs. Denver...Handled all but one kickoff.



CHRIS GARDOCKI *continued*

VETERANS

**1992:** Was 79-42.9 avg., 9 TB/19 In20...Avg. was best by Bear since 1967 (Bobby Joe Green, 42.9)...Had only 1 TB in 43 punts on road...Earned game ball after 4-45.5 avg. 10/18 vs. Tampa Bay...Had career-long 61-yarder 9/27 vs. Atlanta...Had 43-yard pass off fake punt to Mark Green 10/25 at Green Bay.

**1991:** Did not have any punts but handled kickoffs for final four games and 12/29/91 vs. Dallas.

**College:** Three-year letterman as punter and place kicker...Career totals included 63-89 FGs and 72-72 PATs...Ranks third in school history in career scoring with 261 points...Named First-Team All-ACC as junior with 43.4 punting avg...Was 22-28 FGs and 30-30 PATs...Was First-Team All-ACC as sophomore after going 22-29 FGs, 41-41 PATs with 43.0 punting avg...Was Second-Team All-ACC as freshman...Was 19-32 FGs and 1-1 PATs...Majored in recreation and tourism.

**Personal:** Full name is Christopher Allen Gardocki...Born in Stone Mountain, Ga....Attended Redan High School in Stone Mountain...Along with his wife, Sally, created the board game Team NFL Trivia Blitz, featuring 1,200 questions in categories of rules, trivia and hypotheticals...Gardocki and his wife, have a son, Cole, 2.

## GARDOCKI'S 1999 GAME-BY-GAME STATISTICS

Date	Punts	Yards	Average	TB	In 20	Long	Blocked	Net Average
9/12 vs. Pit.	6	285	47.5	2	0	60	0	38.0
9/19 @ Ten.	5	239	47.8	0	2	55	0	42.0
9/26 @ Bal.	10	447	44.7	2	1	58	0	34.4
10/3 vs. N.E.	9	393	43.6	2	1	53	0	35.3
10/10 vs. Cin.	8	341	42.6	1	4	60	0	36.3
10/17 @ Jac.	7	248	35.4	2	1	54	0	26.7
10/24 @ St. L.	5	244	48.8	0	1	58	0	45.8
10/31 @ N.O.	7	305	43.6	0	1	60	0	36.1
11/7 vs. Bal.	8	366	45.8	1	1	55	0	37.1
11/14 @ Pit.	8	347	43.4	0	1	61	0	32.5
11/21 vs. Car.	3	153	51.0	0	0	53	0	42.3
11/28 vs. Ten.	6	232	38.7	0	1	49	0	22.3
12/5 @ S.D.	5	223	44.6	0	1	54	0	32.6
12/12 @ Cin.	5	223	44.6	0	1	51	0	26.4
12/19 vs. Jac.	8	340	42.5	1	2	52	0	34.6
12/26 vs. Ind.	6	259	43.2	0	2	50	0	33.8
<b>Season</b>	<b>106</b>	<b>4,645</b>	<b>43.8</b>	<b>11</b>	<b>20</b>	<b>61</b>	<b>0</b>	<b>34.6</b>

## GARDOCKI'S SINGLE-GAME CAREER HIGHS

**PUNTS:** 12 at Buffalo 10/6/96

**MOST PUNTS YARDAGE:** 551 at Buffalo 10/6/96

**LONG PUNT:** 72 at San Diego 10/26/97

**INSIDE 20:** 4 (five times) at Philadelphia 10/10/93; at Buffalo 10/6/96; vs. N.Y. Jets 11/17/96; vs. Buffalo 12/1/96; vs. Cincinnati 10/10/99

## GARDOCKI'S PUNTING STATISTICS

Year	Punts	Yards	Average	TB	In 20	Long	Blocked	Net Average
1991 (Chi.)	0	0	0.0	0	0	0	0	0
1992 (Chi.)	79	3,393	42.9	9	19	61	0	36.2
1993 (Chi.)	80	3,080	38.5	2	28	58	0	36.6
1994 (Chi.)	76	2,871	37.8	9	23	57	0	32.4
1995 (Ind.)	63	2,681	42.6	7	16	69	0	33.4
1996 (Ind.)	68	3,105	45.7	2	23	61	0	39.0
1997 (Ind.)	67	3,034	45.3	6	18	72	0	37.9
1998 (Ind.)	79	3,583	45.4	10	23	62	0	37.1
1999 (Cle.)	106	4,645	43.8	11	20	61	0	34.6
<b>Career</b>	<b>618</b>	<b>26,392</b>	<b>42.7</b>	<b>56</b>	<b>170</b>	<b>72</b>	<b>0</b>	<b>37.5</b>

**Additional Statistics:** Special Teams Tackles: 1 vs. Indianapolis 12/26/99



# 34 MADRE HILL

## RUNNING BACK

**Games Played/Started:** 1999 (5/0).

**Career Totals:** 5 games, 0 starts.

**Career Transactions:** Selected by the Cleveland Browns in the seventh round, 207th overall, in the 1999 NFL Draft...Waived by Cleveland Sept. 5, 1999...Signed to Browns practice squad Sept. 6, 1999...Signed to Browns active roster Nov. 23, 1999.

### Seasonal Reviews

**1999:** Appeared in five games in his rookie season on special teams...Used primarily as kickoff return specialist with 8 kickoff returns for 137 yards (17.1 avg.)... Began the season on the team's practice squad for the first 11 weeks of the regular season...Signed to Browns active roster Nov. 23, 1999...Game 12 vs. Tennessee 11/28: Played in his first NFL game on special teams with 2 kickoff returns for 41 yards (20.5 avg.), including a long of 21 yards...Game 13 at San Diego 12/5: Played special teams with 2 kickoff returns for 36 yards (18.0 avg.), including a long of 25 yards...Game 14 at Cincinnati 12/12: Played on special teams with 2 kickoff returns for 28 yards (14.0 avg.), including a long of 16 yards... Game 15 vs. Jacksonville 12/19: Played on special teams with two kickoff returns for 32 yards, including a long of 27 yards...Game 16 vs. Indianapolis 12/26: Played on special teams with 1 special teams tackle.

**College:** Ranks fourth on Arkansas career-record list with 2,407 yards rushing, topped only by James Rouse (2,887, 1985-89), Dickey Morton (3,317, 1971-73) and Ben Cowins (3,570, 1975-78)...During his collegiate career played in 31 games with 22 starts and rushed for 2,407 yards on 541 carries (4.4 avg.) and 25 TDs...His senior year appeared in every game...Earned 10 starts (came off the bench vs. Kentucky)...Finished second on the team with 669 yards and seven touchdowns on 160 carries (4.2 avg.)...Caught 3 passes for 26 yards (8.7 avg.) and had a 12-yard kickoff return...Carried 20 times for 120 yards vs. Alabama, including an 8-yard score...Added 106 yards on 23 tries vs. Kentucky...Did not play 1996 and 1997 season due to knee injuries...Sophomore year in 1994 unanimous All-Southeastern Conference First-Team selection...SEC



MADRE HILL *continued*

## VETERANS

Academic Honor Roll member...Earned SEC Player of the Week honors vs. South Carolina, Vanderbilt and Auburn...Set school season-records with 307 carries for 1,387 yards (4.5 avg.) and 15 touchdowns, topping the previous marks of 242 attempts (1972) and 1,298 yards (1973) by Dickey Morton...His 15 scores rank third on the Razorbacks' season list behind James Rouse (17 in 1987) and Bill Burnett (19 in 1969)...Hauled in 23 passes for 196 yards (8.5 avg.) and a score...Averaged 131.9 all-purpose yards-per-game...Exploded for 178 yards on 31 tries with touchdowns of 3, 1, 2, 1, 12 and 68 yards vs. South Carolina...His six touchdowns set a school-record and was one shy of the conference and NCAA Division 1-A mark...Vs. Alabama picked up 105 yards on 26 tries...Carried 29 times for 200 yards and a pair of scores vs. Vanderbilt...Gained 154 yards on 26 attempts vs. Mississippi, scoring the game-winning touchdown on a 71-yard run in the fourth quarter for a 13-6 victory...Set an Arkansas game-record with 45 carries vs. Auburn, good for 186 yards and a score... Added 151 yards on 27 tries with a 14-yard touchdown vs. Southwestern Louisiana...His freshman season was a key reserve, gaining 351 yards with 3 touchdowns on 74 carries (4.7 avg.)...Had 6 receptions for 50 yards (8.3 avg.)...Returned 7 kickoffs for 223 yards (31.9 avg.) and a score...Tied a school record with a 100-yard kickoff return for a score vs. Louisiana State.

**Personal:** Involved in local community by visiting children at Rainbow Babies and Children's Hospital, the United Way's Hometown Huddle and turkey giveaways to inner city families...Gatorade Circle of Champions Arkansas Player of the Year as a senior, twice earning *USA Today & Blue Chip Illustrated* All-America honors in addition to becoming Reebok's National Player of the Year at Malvern (Ark.) High...Named to the All-State and All-District teams three times...Rushed for 6,008 yards (state record at the time) and 68 touchdowns during his career...Two-time All-State and All-District selection in track...Also lettered in basketball...Communications major at Arkansas...Son of Robbia and Jimmie Liea...Sisters: Martina Hill and Jennifer Liea, brothers: Joshua and Jeremy Liea...Born Jan. 2, 1976...Married (Jennifer)...Resides in Malvern, Ark.

## HILL'S SINGLE-GAME CAREER HIGHS

**KICKOFF RETURNS:** 2 vs. Tennessee 11/28/99; at San Diego 12/5/99;  
at Cincinnati 12/12/99; vs. Jacksonville 12/19/99

**KICKOFF RETURN YARDS:** 41 vs. Tennessee 11/28/99

**LONGEST KICKOFF RETURN:** 27 vs. Jacksonville 12/19/99

## HILL'S SPECIAL TEAMS STATISTICS

Year	PUNT RETURNS						KICKOFF RETURNS						Special Teams
	Ret.	FC	Yards	Avg.	Long	TD	Ret.	FC	Yards	Avg.	Long	TD	Tackles
1999 (Cle.)	0	0	0	0	0	0	8	-	137	17.1	27	0	1
<b>Career</b>	<b>0</b>	<b>0</b>	<b>0</b>	<b>0</b>	<b>0</b>	<b>0</b>	<b>8</b>	<b>-</b>	<b>137</b>	<b>17.1</b>	<b>27</b>	<b>0</b>	<b>1</b>

## VETERANS



# 73 DARIUS HOLLAND

## DEFENSIVE TACKLE

**HEIGHT**

6-5

**WEIGHT**

330

**COLLEGE**

Colorado

**BIRTH DATE**

Nov. 10, 1973

**HOW ACQUIRED**

UFA (Det.) - '99

**YEAR IN NFL**

6th

**Games Played/Started:** 1995 (14/4; 2/0); 1996 (16/0; 3/0); 1997 (12/1; 3/0); 1998 (16/4); 1999 (15/11).

**Career Totals:** 73 games, 20 starts.

**Postseason Totals:** 8 games, 0 starts.

**Career Transactions:** Originally a third-round choice of Green Bay, 65th overall, in the 1995 NFL Draft...Traded from Green Bay to Kansas City May 13, 1998 for DE Vaughn Booker...Waived by Kansas City on Oct. 13, 1998...Signed by Detroit on Oct. 19, 1998...Signed with Cleveland as an unrestricted free agent on April 23, 1999.

**Career Highlights:** Established career highs in 1999 with Cleveland by starting 11 regular-season games with 51 tackles, 2 sacks and 5 passes defended...Recorded 41 tackles, 1.5 sacks and a pass defended in stint with Packers (42 games played and five starts in 1995-97)...Played in both Super Bowl XXXI and XXXII while with Green Bay.

**Seasonal Reviews**

**1999:** Appeared in 15 regular-season games, and earned a starting role early in

the season with 11 starting assignments at defensive tackle as he totaled 51 tackles, 28 solo, 2 sacks for 11 yards, 5 passes defended, 1 fumble recovery and 1 forced fumble...Recorded sacks Week 3 at Baltimore 9/26 with a 2-yard sack of Ravens QB Stoney Case and Week 5 vs. Cincinnati 10/10 with a 9-yard sack on Bengals QB Akili Smith...Recovered a fumble Week 8 at New Orleans 10/31 which resulted in a Browns touchdown drive...Forced a fumble Week 12 vs. Tennessee 11/28 stripping the ball loose from RB Eddie George...Recorded season-high 5 tackles Week 8 at New Orleans 10/31 and Week 13 at San Diego 12/5...Saw reserve action on the defensive line in the first two regular-season games before starting Week 3 at Baltimore 9/26 for the injured John Jurkovic (shoulder) and remained in the starting role for the remainder of the regular season...Listed as inactive Week 10 at Pittsburgh 11/14 due to a knee injury...Game 1 vs. Pittsburgh 9/12: Played on defensive line rotation and recorded 4 tackles and 1 quarterback pressure...Game 2 at Tennessee 9/19: Saw action in a reserve role and recorded 2 tackles, 1 solo and 1 assisted tackle...Game 3 at Baltimore 9/26: Started at left tackle in place of the injured John Jurkovic (shoulder)...Recorded 4 tackles, including 3 solo tackles...Also sacked Ravens QB Stoney Case for a 2-yard loss, 1 pass broken up and 1 quarterback hit...Game 4 vs. New England 10/3: Started at defensive tackle and recorded 3 tackles, including 2 solos...Also registered 2 hits on Patriots QB Drew Bledsoe...Game 5 vs. Cincinnati 10/10: Started at left defensive tackle and recorded 3 tackles, including 1 solo, 1 hit on Bengals QB Akili Smith and 1 pass broken up...Also recorded a 9-yard sack of Akili Smith...Game 6 at Jacksonville 10/17: Started at left defensive tackle and made 3 tackles, including 2 solos...Game 7 at St. Louis 10/24: Started at left defensive tackle and recorded 2 solo tackles...Also had 1 hit on Rams QB Kurt Warner...Game 8 at New Orleans 10/31: Started at left defensive tackle and recorded 5 tackles, including 3 solos, 1 hit on Saints QB Billy Joe Tolliver and 1 pass defended...Also recovered a fumble by Saints QB Billy Joe Tolliver and returned the ball 14 yards to the Saints 22-yard line, which resulted in a Browns touchdown drive...Game 9 vs. Baltimore 11/7: Started at left defensive tackle and had 2 solo tackles and 1 hit on Ravens QB Tony Banks...Left the game in the first quarter with a knee injury and did not return...Game 10 at Pittsburgh 11/14: Inactive due to knee injury...Game 11 vs. Carolina 11/21: Played defensive tackle with 4 tackles, including 2 solos...Game 12 vs. Tennessee 11/28: Started at left defensive tackle and had 4 tackles and 2 passes broken up...Also forced a fumble on a hit on Titans RB Eddie George in the fourth quarter and recovered by Browns DT Mike Thompson at the Browns 44-yard line...Game 13 at San Diego 12/5: Played defensive tackle and had 5 tackles...Game 14 at Cincinnati 12/12: Started at left defensive tackle and recorded 4 tackles, including 3 solos...Game 15



DARIUS HOLLAND *continued*

## VETERANS

vs. Jacksonville 12/19: Started at left defensive tackle and recorded 2 tackles...Game 16 vs. Indianapolis 12/26: Started at left defensive tackle and recorded 4 tackles.

**1998:** Signed with Lions on Oct. 19 after being released by Kansas City on Oct. 14...Role increased dramatically after Dan Owens was placed on Injured Reserve on Nov. 23 (knee)...Played sparingly in last two games of '98 due to lingering ankle sprain...After seeing reserve duty in first five games as a Lion, he started Games 12-14, and responded with a career-high 6 tackles in all three contests...Spent the first six games of the 1998 season with the Chiefs, and recorded 2 tackles in reserve duty...Traded to the Chiefs by Green Bay on May 13, 1998 in exchange for DE Vaughn Booker.

**1997:** Saw duty in 12 regular-season games with one start, seeing duty at both defensive end and nose tackle and contributing 12 tackles, including 5 solos...Had a pair of tackles in the season-opener vs. Chicago (9/1)...Produced a season-high 3 tackles vs. Minnesota (9/21)...Came up with 2 stops in a start vs. Tampa Bay (10/5) when Gilbert Brown was sidelined with a knee injury...Was inactive at New England (10/27), vs. Detroit (11/2), vs. St. Louis (11/9) and at Indianapolis (11/16)...Saw extensive duty in the final five regular-season games when both Reggie White and Gilbert Brown were ailing...Played in all three playoff games, but did not record a tackle...Saw significant time vs. Denver (1/25/98) in Super Bowl XXXII when he replaced the injured Gabe Wilkins at right end.

**1996:** Played in all 16 regular-season games for the first time in his career...Finished the year with 10 tackles, including 6 solo...Saw most of his action in a special teams role but also as an occasional substitute in the interior of the defensive line...Made a pair of solo stops both at Minnesota (9/22) and at St. Louis (11/24)...Had a season-high 3 tackles at Seattle (9/29)...Most extensive action of the season came at Kansas City (11/10), when he frequently spelled Santana Dotson at defensive tackle...Played in all three of the club's postseason contests including a 35-21 Super Bowl XXXI win over New England (1/26/97), but did not record any stats.

**1995:** Saw action in 14 games with a career-best four starts... Finished the regular season with 19 tackles (14 solo), 1.5 sacks (-7.0 yards) and a pass defended...Spent the first five games of the regular season backing up Gabe Wilkins at defensive tackle...Teamed with Reggie White for a sack of Chris Miller in the season opener vs. St. Louis (9/3)...Tallied three stops in a reserve role at Dallas 10/8...Got his inaugural NFL start vs. Detroit (10/29) and recorded the first full sack of his NFL career, dropping the Lions' Scott Michell in the second quarter...Started contests at Minnesota (11/5) and vs. Chicago (11/12) as well...Was inactive vs. Cincinnati (12/3) due to a groin injury suffered vs. Tampa Bay (11/26)...Inactive vs. Pittsburgh 12/24...Was inactive for an NFC First Round Playoff contest vs. Atlanta (12/31) and made one tackle apiece in an NFC Divisional Playoff bout at San Francisco (1/6/96) and in the NFC Championship game at Dallas (1/14/96).

**College:** A four-year letterwinner for Colorado ('91-94), starting for two-and-a-half seasons with a total of 26 opening nods...Finished his collegiate career with 163 tackles, 8.0 sacks and 21 tackles for loss...Competed in four bowl contests (Fiesta twice, Blockbuster and Aloha)...Selected to play in the Hula Bowl following his junior season...Earned honorable mention All-Big Eight honors as a senior, when he registered 77 tackles, 11 stops for loss, 3.0 sacks and a team-best 13 quarterback hurries...Registered 53 tackles to go with 4.0 sacks and eight tackles for loss as a junior...Majored in criminal justice/sociology at Colorado.

**Personal:** Earned prep All-America honors from *SuperPrep* and *Who's Who* as a senior at Mayfield High School in Las Cruces, N.M., garnering Second-Team All-America accolades from *USA Today*...Also named Gatorade Player of the Year in the state of New Mexico...Picked as the state's Defensive Player of the Year by the *Albuquerque Journal*...Garnered All-State and All-District honors as both a junior and a senior...Had 45 tackles and 3.0 sacks as a defensive tackle in his final prep campaign...A four-time letterman in football, he played tight end and fullback on offense, rushing 50 times for 227 yards and 4 touchdowns while catching 14 passes for 238 yards...Also played basketball, averaging 12 points and 11 rebounds per game at center as a senior...A three-time track letterman, excelled in the shot put (best mark was 61'9") and discus (best throw was 180'0")...Had Feb. 27, 1997 declared as Darius Holland Day by the State of New Mexico...Full name: Darius Jerome Holland...Single...Resides in Las Cruces, New Mexico...Through his foundation, Holland's Heroes Program, he has financed his foundation to assist four local middle schools and encourages students to attend school regularly, earn good grades and display positive behavior...Will serve as a spokesperson for the Spina Bifida Foundation.

### HOLLAND'S SINGLE-GAME CAREER HIGHS

**TACKLES:** 6 (three times; Last at San Francisco 12/14/98)

**SACKS:** 1 at Detroit 10/25/95; at Baltimore 9/26/99;  
vs. Cincinnati 10/10/99

**INTERCEPTIONS:** 0

**INTERCEPTION RETURN YARDS:** 0

**PASSES BROKEN UP:** 2 vs. Tennessee 11/28/99

### HOLLAND'S DEFENSIVE STATISTICS

Year	Total	TACKLES		Sacks	Int's	Passes	Fumbles	Special Teams
		Solo	Asst.	No/Yds	No/Yds	Def.	Rec./For.	Tackles
1995 (G.B.)	19	14	5	1.5/7.0	0/0	1	0/0	-
1996 (G.B.)	10	6	4	0/0	0/0	0	0/0	-
1997 (G.B.)	12	5	7	0/0	0/0	0	0/0	-
1998 (K.C./Det.)	25	17	8	0/0	0/0	0	0/0	-
1999 (Cle.)	51	28	23	2/11	0/0	5	1/1	-
<b>Career</b>	<b>117</b>	<b>70</b>	<b>47</b>	<b>3.5/18.0</b>	<b>0/0</b>	<b>6</b>	<b>1/1</b>	-



# 31 RAYMOND JACKSON

## DEFENSIVE BACK

**Games Played/Started:** 1996 (12/0, 1/0); 1997 (9/0, 0/0); 1998 (14/0, 1/1); 1999 (14/0).

**Career Totals:** 49 games, 0 starts.

**Postseason Totals:** 2 games, 1 start.

**Career Transactions:** Originally selected by Buffalo in the fifth round of the 1996 NFL Draft...Selected by the Cleveland Browns Feb. 9, 1999 in the 1999 NFL Expansion Draft.

**Career Highlights:** Received his first NFL start in the AFC Wild Card Playoff game at Miami (1/2/99) and recorded 4 solo tackles and 1 interception...Recorded his first career interception in the fourth quarter vs. N.Y. Jets (11/24/96).

### Seasonal Reviews

**1999:** Was a key contributor as a leader on special teams by ranking third on the team with 14 special teams tackles, 9 solo...Also witnessed reserve action in the defensive secondary in the dime package with 6 total tackles, 5 solo...Recovered an onside kick 11/7 vs. Baltimore...Game 1 vs. Pittsburgh 9/12: Inactive...Game 2 at Tennessee 9/19: Inactive...Game 3 at Baltimore 9/26: Played on special teams with 1 tackle...Game 4 vs. New England 10/3: Played on special teams with 2 tackles, including 1 solo...Game 5 vs. Cincinnati 10/10: Saw reserve action in the secondary with 1 pass broken up...Also played special teams with 1 tackle...Game 6 at Jacksonville 10/17: Played on special teams with 1 solo tackle...Game 7 at St. Louis 10/24: Played on special teams with 1 tackle...Game 8 at New Orleans 10/31: Saw reserve action in the secondary with 1 solo tackle...Played on special teams with 2 tackles...Game 9 vs. Baltimore 11/7: Played special teams...Recovered an onside kick by the Browns early in the second quarter after a 17-yard kickoff at the Browns 47...Game 10 at Pittsburgh

### HEIGHT

5-10

### WEIGHT

189

### COLLEGE

Colorado State

### BIRTH DATE

Feb. 17, 1973

### HOW ACQUIRED

ED (Buf.) - '99

### YEAR IN NFL

5th



RAYMOND JACKSON *continued*

## VETERANS

11/14: Saw reserve action in the secondary...Played special teams with 1 solo tackle...Game 11 vs. Carolina  
 11/21: Played special teams with 2 tackles, including 1 solo...Game 12 vs. Tennessee  
 11/28: Played in secondary package late in the second quarter replacing FS Corey Fuller (shoulder)...Also played on special teams with 1 solo tackle...Game 13 at San Diego  
 12/5: Played in secondary package in the first half with 1 solo tackle...Left game in the third quarter with a bruised forearm and returned in the fourth quarter...Also played special teams...Game 14 at Cincinnati  
 12/12: Played special teams with 2 solo tackles...Game 15 vs. Jacksonville  
 12/19: Played special teams...Game 16 vs. Indianapolis  
 12/26: Played in the defensive secondary with 4 tackles, including 3 solos...Also played special teams.

**1998:** In his third season with Buffalo, appeared in 14 games with a career-high 2 interceptions and recorded 11 tackles...Saw action on nickel and dime units throughout the year, as well as on the special teams unit...Inactive for season opener vs. San Diego (9/6)...Saw first action of season at Miami (9/13) as nickel and dime back...Recorded second career interception vs. San Francisco (10/4) when he picked off Steve Young and returned it 27 yards in win over 49ers...Picked off Carolina QB Steve Beuerlein (10/25) for his second interception of the season in the fourth quarter of victory over Panthers...Recorded 2 solo tackles on the kickoff coverage units vs. Indianapolis (11/22)...Established a career-high with 2 interceptions (27 yards for a 13.5 avg.)...Received his first career start in the AFC Wild Card Playoff Game at Miami (1/2/99) and recorded an interception on the second play from scrimmage in the second half and also recorded 4 solo tackles (3 solo).

**1997:** Saw action in a total of nine games, mostly on special teams and occasionally in nickel and dime coverage...Was deactivated seven times...Finished the year with 3 tackles on special teams...Came up big with play at Miami (11/17) when he forced a fumble on kickoff coverage which led to a Bills field goal.

**1996:** Was inactive for the first two games of the season...Was active at Pittsburgh (9/16) but did not play...Was inactive vs. Dallas (9/22)...Saw his first career action on special teams vs. Indianapolis (10/6)...Saw most extensive defensive action of the season vs. Cincinnati (11/17) as he became the dime back when Ken Irvin replaced a shaken up Jeff Burris at cornerback...Came up with his first career interception in the fourth quarter vs. N.Y. Jets (11/24)...Had 2 special teams tackles in his first career postseason game in Wild Card vs. Jacksonville (12/28).

**College:** Finished his collegiate career as the all-time leader in interceptions at Colorado State with 18...Total ranks third in WAC history...Was first-team All-WAC in 1995...Holds CSU record for interception return yardage with 336 yards...Named to the College Football Association's Good Works team for his volunteer efforts with the elderly and local underprivileged youths...Led the team with 6 interceptions and was honorable mention All-WAC in 1994...Blocked punt and returned it 30 yards for the score vs. New Mexico in 1994...Earned honorable mention All-WAC after leading the team with 5 interceptions in 1993...Tied the WAC record and set a school record when he returned an interception 100 yards for the score at UTEP.

**Personal:** Full name: Raymond DeWayne Jackson...One of state's most highly touted prep players at Montbello (Denver, Colo.) High...All-State honoree as a defensive back in 1990...All-conference as a tailback and defensive back...Majored in social work...He and his wife, Natalie, have four children, Amaya, Pashay, Alissa and Evan...Enjoys talking to children with organizations such as Center for Families and Children and the United Way; and is active in Fellowship of Christian Athletes programs.

## JACKSON'S SINGLE-GAME CAREER HIGHS

**TACKLES:** 3 at Carolina 10/25/98

**SACKS:** 0


**INTERCEPTIONS:** 1 (Three times) Last: vs. Miami 1/3/99

**INTERCEPTION RETURN YARDS:** 27 vs. San Francisco (10/4/98)

**PASSES BROKEN UP:** 1 (Four times) Last: vs. Cincinnati 10/10/99

### JACKSON'S DEFENSIVE STATISTICS

Year	TACKLES			Sacks No/Yds	Int's No/Yds	Passes Def.	Fumbles Rec./For.	Special Teams Tackles
	Total	Solo	Asst.					
1996 (Buf.)	7	6	1	0/0	1/0	1	0/0	10
1997 (Buf.)	0	0	0	0/0	0/0	0	0/0	13
1998 (Buf.)	11	5	6	0/0	2/27	2	0/0	11
1999 (Cle.)	6	5	1	0/0	0/0	1	0/0	14
<b>Career</b>	<b>24</b>	<b>16</b>	<b>8</b>	<b>0/0</b>	<b>3/37</b>	<b>4</b>	<b>0/0</b>	<b>48</b>



## 85 KEVIN JOHNSON

### WIDE RECEIVER

**Games Played/Started:** 1999 (16/16).

**Career Totals:** 16 games, 16 starts.

**Career Transactions:** Selected by the Cleveland Browns in the second round, 32nd overall, in the 1999 NFL Draft.

**Career Highlights:** Led all NFL rookie receivers in 1999 in receptions (66), receiving yards (986) and receiving TDs (8)...Established Browns rookie records for receptions and yards while ranking second in TDs...Connected with rookie QB Tim Couch for 8 TDs, one short of the NFL *rookie duo* record of 9 shared by three pairs.

#### Seasonal Reviews

**HEIGHT**  
5-11

**WEIGHT**  
195

**COLLEGE**  
Syracuse

**BIRTH DATE**  
July 15, 1976

**HOW ACQUIRED**  
D (2a) - '99

**YEAR IN NFL**  
2nd

**1999:** First choice in the second round of the '99 draft and made immediate impact in rookie season by leading the team with 66 receptions, 986 yards and 8 touchdowns...Started in all 16 games and clicked with rookie QB Tim Couch beginning Week 2 of the regular season...In first game with Couch starting at QB (9/19 at Tennessee), recorded 4 receptions for 62 yards including his first career NFL touchdown reception on a 39-yard touchdown strike...Had a touchdown reception in three consecutive games, Weeks 2-4...39 of his 66 receptions were for first downs; 36 receptions 10 yards+; 17 receptions 20 yards+; 8 receptions 30 yards+; and 3 receptions 40 yards+...Recorded touchdown receptions at Tennessee (9/19); at Baltimore (9/26); vs. New England (10/3); 2 at New Orleans (10/31); at Pittsburgh (11/14); vs. Tennessee (11/28); and at San Diego (12/5)...Had at least 1 reception in all of 16 regular-season games, including seven games with 5 or more receptions...Had two games with 100 or more yards receiving...Game 1 vs. Pittsburgh 9/12: Made his NFL debut starting at wide receiver and also played on special teams...Recorded 2 receptions for 13 yards (6.5 avg), including a long of 7 yards...Also recorded a fair catch on the punt return unit...Game 2 at Tennessee 9/19: Started at wide receiver and recorded his first touchdown reception with a 39-yard strike from Tim Couch at 2:51 of the third quarter...Led the team with 4 receptions for 62 yards (15.5 avg) with a long of 39 yards and 1 touchdown...3 of his 4 receptions were for 10 yards or more...Also returned 1 punt for 3 yards...Game 3 at Baltimore 9/26: Started at wide receiver and recorded his second touchdown of the season with an 11-yard reception 57 seconds into the fourth quarter to reduce the Ravens lead to 17-10...Recorded 2 receptions for 18 yards (9.0 avg.), and a long of 11...Also returned 2 punts for 21 yards, including a long of 13 yards, and 1 fair catch...Game 4 vs. New England 10/3: Started at wide receiver and recorded 6 receptions for 131 yards (21.8 avg.), including a 64-yard touchdown reception...His 131 yards receiving is the fourth highest total by a Browns rookie (Derrick Alexander holds the top two marks 171 yards vs. N.Y. Giants 12/4/94 and 136 yards vs. Arizona 9/18/94; Webster Slaughter has the third mark with 134 yards vs. Pittsburgh 11/23/86)...His touchdown



KEVIN JOHNSON *continued*

## VETERANS

reception from Tim Couch marked the first time in the 1990's an NFL rookie quarterback and wide receiver recorded a touchdown in three consecutive games...The touchdown from Couch marked the first points in the regular season by the Browns at Cleveland Browns Stadium...Had 4 receptions for 96 yards in the first half...3 of his 6 receptions were for 15 yards or more...3 of his receptions went for first downs...Also returned 3 punts for 12 yards (4.0 avg.), including a long of 11 yards, and had 1 fair catch...Game 5 vs. Cincinnati 10/10: Started at wide receiver and recorded five receptions for 73 yards (14.6 avg.) and a long of 24 yards...On the Browns second possession, made consecutive receptions with a 24-yard catch on 3rd and 17 and a 21-yard reception on first down to the Bengals 25-yard line...Totaled 3 receptions on Browns first scoring drive for 54 yards to help set-up Dawson's 4-yard touchdown scamper...On Browns second touchdown drive, drew a 29-yard pass interference penalty on Bengals Ty Howard to set-up Kirby's 1-yard touchdown run...Also returned 4 punts for 43 yards (10.8 avg.), with a long of 15 yards...Game 6 at Jacksonville 10/17: Started at wide receiver with 3 receptions for 38 yards (12.7 avg.), including a long of 19 yards...On the Browns first possession of the second half connected with Couch for consecutive receptions of 19 and 14 yards respectively...Also returned 3 punts for 18 yards (6.0 avg.)...Game 7 at St. Louis 10/24: Started at wide receiver and recorded 3 receptions for 35 yards (11.7 avg.), including a long of 15 yards...Game 8 at New Orleans 10/31: Started at wide receiver and recorded 4 catches for 96 yards (24.0 avg.), including 2 touchdowns...Made a 56-yard touchdown reception from Couch on the final play of the game for a 21-16 win over New Orleans...Also recorded a 24-yard touchdown reception with 8:53 remaining in the third quarter...His 2 receiving touchdowns ties a Browns rookie reception mark for most single-game receiving TDs by a rookie in club history (Brian Brennan 11/25/84 vs. Houston; Harry Holt 12/18/83 vs. Pittsburgh; Paul Warfield 11/22/64 vs. Green Bay)...Game 9 vs. Baltimore 11/7: Started at wide receiver and had 3 receptions for 43 yards (14.3 avg.) including a long of 35 yards...Game 10 at Pittsburgh 11/14: Started at wide receiver and led the team with 5 receptions for 73 yards (14.6 avg.), including a 35-yard touchdown...On the Browns opening drive, connected with Couch for a 35-yard touchdown to give the Browns an early 7-0 lead...Also played special teams with 1 punt return for 5 yards and 1 fair catch...Game 11 vs. Carolina 11/21: Started at wide receiver and recorded 5 receptions for 55 yards, including a long of 23 yards...3 of his 5 receptions gained first downs...Also called for 2 fair catches on punt returns...Game 12 vs. Tennessee 11/28: Started at wide receiver with 6 receptions for 90 yards and 1 touchdown...Had a 26-yard reception to the Titans 4-yard line, setting up a Tim Couch 4-yard touchdown run...Connected with Couch for a 6-yard touchdown reception late in the fourth quarter...All 6 of his receptions were for first downs, including 3 on third down...Also had 2 punt returns for 9 yards (4.5 avg.)...Game 13 at San Diego 12/5: Started at wide receiver and recorded 5 receptions for 41 yards (8.2 avg.), including a 19 yard touchdown reception...The touchdown reception from Couch came with six seconds remaining in the first half and cut the Chargers lead to 13-10...All 5 receptions came in the first half...Following game ranked 2nd in franchise history for seasonal receptions by a rookie with 53, surpassing Paul Warfield (52 in 1964) and trailing only Eric Metcalf (54 in 1989)...Also had 1 punt return for 7 yards and 1 fair catch...Game 14 at Cincinnati 12/12: Started at wide receiver and recorded a career-high 7 receptions for 135 yards (19.3 avg.), including a long of 44 yards...Had 4 receptions for 91 yards in second quarter...A 44-yard completion from QB Tim Couch in the second quarter set-up a 1-yard TD run by RB Terry Kirby...5 of his 7 receptions were for first downs...3 receptions were for 24 yards or more...With his 7 receptions established a Browns rookie single-season receiving record with 60 receptions surpassing the mark of Eric Metcalf (54 receptions in 1989)...Also played special teams with 1 fair catch...Game 15 vs. Jacksonville 12/19: Started at wide receiver and had 4 receptions for 54 yards...Added a 31 yard reception from QB Ty Detmer in the fourth quarter...2 of his 4 receptions were for first downs and were for 17 and 31-yards...Also returned 1 punt for 4 yards...Game 16 vs. Indianapolis 12/26: Started at wide receiver and recorded 2 receptions for 29 yards...In the first quarter, his 4-yard reception to the Colts 1-yard line set-up a RB Terry Kirby 1-yard touchdown run for an early 7-0 lead...In the third quarter, his 25-yard reception to the Browns 39-yard line helped on a 7-play touchdown drive to give the Browns a 28-19 lead...Also played special teams with 1 punt return for 6 yards.

**College:** Originally began his Syracuse career as a quarterback...Ranks third in Big East Conference history with 1,437 kickoff return yards...His 4 kickoff returns for touchdowns set a conference career record...During college career, totaled 98 receptions for 1,584 yards (16.2 avg.) and 13 TDs...Collegiate career totals also include 50 kickoff returns for 1,437 yards (28.7 avg.), 4 TDs; 24 punt returns for 256 yards (10.7 avg.) and 1 TD...Ranks 6th in Syracuse annals with 98 catches and 5th with 13 touchdowns receiving...Gained 3,422 all-purpose yards during his career, the fifth-best total in Syracuse annals...Senior year All-America First-Team selection as a return specialist by *The Sports Network* and the American Football Coaches Association, becoming the 50th Orangeman to garner

# PLAYERS

## VETERANS

KEVIN JOHNSON *continued*

national first-team honors...All-Big East Conference first-team choice & named Special Teams Player of the Year...Ranked third in the nation with 23 kickoff returns for 690 yards (30.0 avg.) and 2 touchdowns...His 30.0-yard average broke the old school season-record of 27.5 yards per kickoff return by Jim Turner in 1996...Led the team and ranked 10th in the nation with 1,834 all-purpose yards (166.7 ypg)...His 1,894 yards are topped only by Floyd Little's 1,990 (1965) on the school's season-record list...Led the Orangemen with a career-high 60 catches for 894 yards (14.9 avg.) and 9 touchdowns... His 60 receptions broke the old school season-record of 56 by Shelby Hill in 1993 & Marvin Harrison in 1995...His 894 yards rank 6th on Syracuse's annual record list while his 9 scoring grabs places him 3rd among Orange receivers...Added 105 yards and three scores on eight carries (13.1 avg.) and 145 yards on 18 punt returns (8.1 avg.)...Paced the squad with 14 total touchdowns, the fifth-best season total in Syracuse history...His junior year named Second-Team All-Big East Conference pick as a kickoff returner...Led the conference with 14 kickoff returns for 514 yards (36.7 avg.) and two touchdowns ...Caught 32 passes for 612 yards (19.1 avg.) and 3 scores...Averaged 94.8 all-purpose yards per game...Sophomore year saw increased playing time as the season progressed...Caught 6 passes for 78 yards (13.0 avg.) and a touchdown...Returned 11 kickoffs for 202 yards (18.4 avg.) and 4 punts for 99 yards (24.8 avg.), including a score...Served freshman year as a back-up quarterback and also saw action at wide receiver and on special teams...Gained 14 yards on 2 carries (7.0 avg.) and 31 yards on a pair of kickoff returns (15.5 avg.).

**Personal:** Charitable endeavors include visiting children at the Cleveland Clinic Foundations Children's Hospital and participating with the Fellowship of Christian Athletes...In 1999, was named to the University of Syracuse All-Century Team...*Super Prep* first-team All-America and Northeastern Offensive Player of the Year, adding *Prep Football Report* All-Region and All-State honors at Hamilton West (N.J.) High...Rated the top quarterback in the East and 12th in the nation by *Super Prep*...Threw for 1,694 yards and 13 touchdowns and also rushed for 531 yards as a senior...History major at Syracuse...Son of Flora Johnson...Born Kevin L. Johnson on 7/15/76 in Trenton, N.J...Resides in Hamilton Township, N.J...Has one son, Kevin Johnson Jr.

### JOHNSON'S RECEIVING SINGLE-GAME CAREER HIGHS

**RECEPTIONS:** 7 at Cincinnati 12/12/99  
**RECEIVING YARDS:** 135 at Cincinnati 12/12/99  
**RECEIVING TD'S:** 2 at New Orleans 10/31/99  
**LONG RECEPTION:** 64t vs. New England 10/3/99  
**PUNT RETURNS:** 4 vs. Cincinnati 10/10/99  
**PUNT RETURN YARDS:** 43 vs. Cincinnati 10/10/99  
**LONGEST PUNT RETURN:** 15 vs. Cincinnati 10/10/99

### JOHNSON'S RECEIVING STATISTICS

Year	Rec.	Yards	Avg.	Long	TD
1999 (Cle.)	66	986	14.9	64t	8
<b>Career</b>	<b>66</b>	<b>986</b>	<b>14.9</b>	<b>64t</b>	<b>8</b>

### JOHNSON'S SPECIAL TEAMS STATISTICS

Year	Ret.	PUNT RETURNS					KICKOFF RETURNS					Special Teams	
		FC	Yards	Avg.	Long	TD	Ret.	FC	Yards	Avg.	Long	TD	Tackles
1999 (Cle.)	19	10	128	6.7	15	0	1	-	25	25.0	25	0	0
<b>Career</b>	<b>19</b>	<b>10</b>	<b>128</b>	<b>6.7</b>	<b>15</b>	<b>0</b>	<b>1</b>	<b>-</b>	<b>25</b>	<b>25.0</b>	<b>25</b>	<b>0</b>	<b>0</b>



## JOHNSON'S 1999 GAME-BY-GAME STATISTICS

Date	RECEIVING					PUNT RETURNS				
	No.	Yds	Avg.	Long	TD	No.	Yds	Avg.	Long	FC
9/12 vs. Pit.	2	13	6.5	7	0	-	-	-	-	1
9/19 at Ten.	4	62	15.5	39t	1	1	3	3.0	3	0
9/26 at Bal.	2	18	9.0	11t	1	2	21	10.5	13	1
10/3 vs. N.E.	6	131	21.8	64t	1	3	12	4.0	11	1
10/10 vs. Cin.	5	73	14.6	24	0	4	43	10.8	15	0
10/17 at Jac.	3	38	12.7	19	0	3	18	6.0	8	0
10/24 at St. L.	3	35	11.7	15	0	-	-	-	-	-
10/31 at N.O.	4	96	24.0	56t	2	-	-	-	-	-
11/7 vs. Bal.	3	43	14.3	35	0	-	-	-	-	-
11/14 at Pit.	5	73	14.6	35t	1	1	5	5.0	5	1
11/21 vs. Car.	5	55	11.0	23	0	-	-	-	-	2
11/28 vs. Ten.	6	90	15.0	26	1	2	9	4.5	5	1
12/5 at S.D.	5	41	8.2	19t	1	1	7	7.0	7	1
12/12 at Cin.	7	135	19.3	44	0	0	0	0	0	1
12/19 vs. Jac.	4	54	13.5	31	0	1	4	4.0	4	0
12/26 vs. Ind.	2	29	14.5	25	0	1	6	6.0	6	1
<b>TOTALS</b>	<b>66</b>	<b>986</b>	<b>14.9</b>	<b>64t</b>	<b>8</b>	<b>19</b>	<b>128</b>	<b>6.7</b>	<b>15</b>	<b>10</b>

## LENOY JONES 56

LINEBACKER



**Games Played/Started:** 1996 (11/0); 1997 (16/0); 1998 (9/0); 1999 (16/1).

**Career Totals:** 52 games, 1 start.

**Career Transactions:** Signed by Oilers May 1, 1996 as a rookie free agent... Waived by Oilers Aug. 20, 1996...Signed by Oilers to practice squad Aug. 27, 1996... Signed by Oilers' to 53-man roster Oct. 11, 1996...Signed by Oilers as a free agent July 22, 1998...Selected by the Cleveland Browns Feb. 9, 1999 in the 1999 NFL Expansion Draft.

**Career Highlights:** Played first NFL game at Atlanta on Oct. 13, 1996, seeing action on special teams...Recorded first career sack when he dropped Dan Marino for 8-yard loss at Miami on Sept. 7, 1997...Collected career-high 26 tackles in 1997...Made first career start at New Orleans on Oct. 31, 1999.

### Seasonal Reviews

**1999:** Added depth at the linebacker position and was a key contributor on special teams...Appeared in 16 regular season games, including one start at linebacker, Week 8 at New Orleans 10/31, as he totaled 19 tackles, 14 solo, and 1 interception during the regular season...Ranked second on the club with 18 special teams tackles, 12 solo...Game 1 vs. Pittsburgh 9/12: Recorded 2 tackles and also appeared on special teams... Game 2 at Tennessee 9/19: Saw limited action in a reserve role and played on special teams...Game 3 at Baltimore 9/26: Saw limited action at the right linebacker position and played on special teams...Recorded first career interception off Ravens QB Stoney Case late in the second quarter at the Ravens 21-yard line and returned the interception 3 yards to the Ravens 18-yard line where he was tackled by Ravens receiver Qadry Ismail and fumbled which was

**HEIGHT**  
6-1

**WEIGHT**  
235

**COLLEGE**  
Texas Christian

**BIRTH DATE**  
Sept. 25, 1974

**HOW ACQUIRED**  
ED (Ten.) - '99

**YEAR IN NFL**  
5th

# PLAYERS

## VETERANS

LENOY JONES *continued*

recovered by Ravens receiver Jermaine Lewis...Recorded 1 tackle on special teams...Game 4 vs. New England 10/3: Saw limited action at the right linebacker position with 1 solo tackle...Also played special teams with 2 solo tackles...Game 5 vs. Cincinnati 10/10: Saw limited action at the right linebacker position and made 1 solo tackle...Also played on special teams with 2 tackles...Game 6 at Jacksonville 10/17: Saw limited action at right linebacker...Also played on special teams with 1 tackle...Game 7 at St. Louis 10/24: Replaced linebacker Jamir Miller (shoulder) in the second quarter and recorded 3 solo tackles...Also played special teams with 1 solo tackle...Game 8 at New Orleans 10/31: Made his first start of his NFL career at right linebacker, replacing the injured Jamir Miller (shoulder)...Recorded 5 tackles, including 3 solos...Left during the second quarter with a fractured left hand and returned in the second half...His 5 tackles were a career high...Game 9 vs. Baltimore 11/7: Limited to special teams duty with injured hand...Made 1 special teams tackle...Game 10 at Pittsburgh 11/14: Played on special teams with 1 tackle...Game 11 vs. Carolina 11/21: Played linebacker and special teams...Game 12 vs. Tennessee 11/28: Played special teams with 2 solo tackles...Game 13 at San Diego 12/5: Played on special teams with 2 solo tackles...Game 14 at Cincinnati 12/12: Played on special teams with 2 tackles...Game 15 vs. Jacksonville 12/19: Played on special teams...Game 16 vs. Indianapolis 12/26: Played linebacker with 7 tackles, including 4 solo...Also played special teams with 1 solo tackle.

**1998:** In his third year with Oilers, appeared in nine games, missing almost half the season with an ankle injury...Led the Oilers with 28 tackles (14 vs. Denver) and 2 sacks for 11 yards in the preseason...Managed 2 tackles and 9 stops on special teams during regular season...Had 1 tackle in season opener at Cincinnati 9/6...Registered special teams tackle in Oilers' 13-7 loss to San Diego 9/13...Recorded 1 special teams stop 9/20 at New England...Made 1 tackle in a 27-22 loss vs. Jacksonville 9/27...Played 10/11 at Baltimore...Listed as inactive in Weeks 6-9...Played 11/15 vs. Pittsburgh...Listed as inactive Weeks 11-12...Recorded 1 special teams tackle 12/6 vs. Baltimore...Returned to the lineup and posted 3 special teams tackles in 16-13 victory 12/13 at Jacksonville...Registered 2 special teams tackles 12/20 at Green Bay...Listed as inactive in season finale 12/26 vs. Minnesota.

**1997:** Appeared in all 16 regular-season games for Oilers, mostly in passing situations...Collected career-high 26 tackles, along with 5 passes defended, 1 forced fumble and 1 sack...Had 5 tackles in season finale against Pittsburgh (12/21)...Also forced fourth-quarter fumble from the Steelers' Fred McAfee...Posted 4 solo stops and broke up 2 passes against Baltimore (9/21)...Nailed first career sack when he dropped Dan Marino for 8-yard loss at Miami (9/7)...Broke up a Troy Aikman pass with six minutes remaining on fourth-and-four at the Oiler 15 to help preserve win at Dallas (11/27).

**1996:** Signed from Oilers' practice squad on October 9, seeing action in 11 games on special teams and as a reserve linebacker in his rookie season...Played first NFL game at Atlanta (10/13), seeing action on special teams...Led special teams in tackles with pair of solo stops on kickoff coverage...Forced wide receiver Mercury Hayes to fumble on kickoff return, which led to Oilers touchdown...Played in nickel coverage at New York Jets (12/1), posting 2 solo stops and recovering fumble after bad exchange from center – the first fumble recovery of his career...Played in nickel package at Baltimore (12/22) and had season-high 4 tackles...Added 1 solo tackle on special teams.

**College:** Appeared in 44 games with 42 starts at Texas Christian...Started at three different positions (strong safety, inside and outside linebacker) for the Horned Frogs...Credited with 379 tackles, 11 sacks for 95 yards in losses, 4 interceptions, 16 passes defended, 9 forced fumbles and 3 fumble recoveries...First-Team All-Southwestern Conference choice his senior year...Led team in tackles with 92 (33 solo)...SWC Newcomer of Year, SWC Defender of the Year and Freshman All-America...Majored in social work.

**Personal:** Jones and his wife, Lajuana, live in Waco, Texas, with their sons, Lenoy Jr. and Landon...Recipient of *Waco Tribune's* Centex High School Athlete of the Year at Groesbeck High...Three-time All-State Class AAA and All-District 18-3A pick...Recorded 338 career tackles and 13 interceptions including 4 for touchdowns...Helped lead Goats to 1991 state title as a senior...Also two-time All-District choice in basketball...Born Lenoy Jones, September 25, 1974, in Marlin, Texas...Active in Fellowship of Christian Athletes programs and dedicates time to youth programs including Special Olympics and Thanksgiving Turkey Giveaway to low-income residents in the Cleveland community.



LENDY JONES *continued*

VETERANS

## JONES' SINGLE-GAME CAREER HIGHS

**TACKLES:** 7 vs. Indianapolis 12/26/99**SACKS:** 1 vs. Miami 9/7/97**INTERCEPTIONS:** 1 at Baltimore 9/26/99**INTERCEPTION RETURN YARDS:** 3 at Baltimore 9/26/99**PASSES BROKEN UP:** 2 vs. Baltimore 9/21/97

## JONES' DEFENSIVE STATISTICS

Year	TACKLES			Sacks No/Yds	Int's No/Yds	Passes Def.	Fumbles Rec./For.	Special Teams Tackles
	Total	Solo	Asst.					
1996 (Ten.)	14	12	2	0/0	0/0	0	1/1	6
1997 (Ten.)	26	21	5	1/8	0/0	5	0/1	7
1998 (Ten.)	2	2	0	0/0	0/0	0	0/0	9
1999 (Cle.)	19	14	5	0/0	1/3	0	0/0	15
<b>Career</b>	<b>61</b>	<b>49</b>	<b>12</b>	<b>1/8</b>	<b>1/3</b>	<b>5</b>	<b>1/2</b>	<b>37</b>

# TERRY KIRBY 42

## RUNNING BACK



**Games Played/Started:** 1993 (16/8); 1994 (4/4); 1995 (16/4, 1/0); 1996 (14/10, 2/2); 1997 (16/0, 2/1); 1998 (9/0, 2/0); 1999 (16/10).

**Career Totals:** 91 games, 36 starts.

**Postseason Totals:** 7 games, 3 starts.

**Career Transactions:** Originally selected by Miami as a third-round choice, 78th overall, in the 1993 NFL Draft...Traded to San Francisco from Miami for fourth-round draft pick (123rd) in 1997 NFL Draft on Aug. 19, 1996...Waived by San Francisco March 2, 1998...Signed by San Francisco as a free agent Sept. 23, 1998...Signed by Cleveland as an unrestricted free agent March 9, 1999.

**Career Highlights:** His 101-yard kickoff return for a touchdown highlighted the 49ers 27-19 win over Carolina on Nov. 16, 1997 and helped the squad win the NFC Western Division... In NFC Divisional Playoff 38-22 victory on Jan. 3, 1998 vs. Minnesota had 25 rushes for 120 yards and 2 rushing touchdowns, and 3 catches for 23 yards...In his seven-year NFL career with Miami, San Francisco, and Cleveland, has amassed 2,724 yards rushing, 27 rushing touchdowns, 3,026 yards receiving, 11 receiving touchdowns and 1 kickoff return for touchdown.

### Seasonal Reviews

**1999:** Played a key role in Browns offense in 1999 by appearing in all 16 regular-season games, including 10 starts at running back...Was the Browns leading rusher with 452 yards rushing on 130 carries (3.5 avg.) for 6 TDs and ranked second on the team with 58 receptions for 528 yards (9.1 avg.) and 3 TDs...Ranked second among AFC running backs with 58 receptions...Rushed for touchdowns 10/10 vs. Cincinnati; 11/21 vs. Carolina; 12/12 at Cincinnati; 12/19 vs. Jacksonville; and 2 12/26 vs. Indianapolis...Added 3 touchdown receptions 10/17 at Jacksonville; 1/7 vs. Baltimore; and a season-high 78-yard touchdown 11/28 vs. Tennessee...His 78-yard touchdown 11/28 vs. Tennessee was the club's longest play from scrimmage... Recorded a season-high rushing yards 10/10 vs. Cincinnati with 71 yards on 22 attempts (3.2 avg.) and one TD...Posted a season-high 9 receptions for 79 yards (8.8 avg.) 11/21 vs. Carolina...Combined for season-high

#### HEIGHT

6-1

#### WEIGHT

213

#### COLLEGE

Virginia

#### BIRTH DATE

Jan. 20, 1970

#### HOW ACQUIRED

UFA (S.F.) - '99

#### YEAR IN NFL

8th

# PLAYERS

## VETERANS

TERRY KIRBY *continued*

126 yards 9/26 at Baltimore with 51 yards rushing and 75 yards receiving...Game 1 vs. Pittsburgh 9/12: Starting running back with 5 attempts for 10 yards (2.0 avg.), including a long of 4 yards...Also recorded 1 reception for 2 yards...Game 2 at Tennessee 9/19: Led the Browns with 10 rushing attempts for 40 yards (4.0 avg.), including a long of 15 yards...Also recorded 2 receptions for 27 yards (13.5 avg.), including a long of 15 yards...Game 3 at Baltimore 9/26: Started at running back and totaled 126 combined yards (51 rushing and 75 receiving), including a 61-yard reception...Rushed for 51 yards on 18 carries (2.8 avg.) including a long of 10 yards...Rushed for 46 yards on 13 attempts in the first half...Set up Cleveland's touchdown with a 61-yard screen pass from Tim Couch to the Baltimore 11-yard line...Also recorded 7 receptions for 75 yards (10.7 avg.) with a long of 61 yards...Game 4 vs. New England 10/3: Started at running back and combined for 110 yards (71 rushing and 39 receiving)...Rushed for 71 yards on 15 attempts (4.7 avg.), including a long of 27 yards...Also recorded 4 receptions for 39 yards (9.8 avg.) and a long of 17 yards...On the Browns second possession in the first quarter, started the drive with a 17-yard reception from Couch and added a 27-yard burst to the New England 28-yard line to set up a field-goal attempt...Game 5 vs. Cincinnati 10/10: Started at running back and combined for 87 yards (57 rushing and 30 receiving) and 1 touchdown...Rushed for 57 yards on 15 carries (3.8 avg.), with a long of 28 yards, including a 1-yard touchdown run at 12:04 of the second quarter...Also recorded 4 receptions for 30 yards (7.5 avg.) and a long of 16 yards...Game 6 at Jacksonville 10/17: Started at running back and combined for 92 yards of total offense (71 yards rushing and 21 yards receiving) and 1 touchdown reception...Rushed for 71 yards, tying a season high, on 22 carries (3.2 avg.) with a long of 10 yards, and 2 fumbles, 1 recovered...His 22 carries was a career high...Also recorded 3 receptions for 21 yards (7.0 avg.), including a 9-yard touchdown reception...Game 7 at St. Louis 10/24: Started at running back and rushed for 12 yards on 6 carries (2.0 avg.), including a long of 5 yards...Also recorded 6 receptions for 18 yards (3.0 avg.), and a long of 6 yards...Game 8 at New Orleans 10/31: Started at running back and rushed for 18 yards (3.0 avg.) on 6 carries...Also had 1 reception for 8 yards...Game 9 vs. Baltimore 11/7: Started at running back and combined for 71 yards (52 yards rushing and 19 yards receiving) and 1 touchdown...Rushed for 19 yards on 6 carries (3.2 avg.), including a long of 8 yards...Had 5 receptions for 52 yards (10.4 avg.), including a long of 21 yards...Had a 5-yard touchdown reception from Ty Detmer late in the fourth quarter...Game 10 at Pittsburgh 11/14: Replaced in the starting lineup by Karim Abdul-Jabbar...Had 1 carry for 3 yards...Also had 2 receptions for 10 yards (5.0 avg.), with a long of 7 yards...His 7-yard reception came on the final drive setting up the Browns at the Steelers 30 yard line, which resulted in a 39-yard game-winning field goal...Also played special teams with 2 kickoff returns for 45 yards (22.5 avg.)...Game 11 vs. Carolina 11/21: Combined for 101 yards (22 rushing and 79 receiving), including 1 rushing touchdown...Rushed for 22 yards on 6 attempts (3.7 avg.), including a 2-yard rushing touchdown...Had a season-high 9 receptions for 79 yards (8.8 avg.), with a long of 18 yards...In the second half recorded all 22 rushing yards and 68 yards receiving...Had 2 kickoff returns for 43 yards (26.0 avg.)...Game 12 vs. Tennessee 11/28: Combined for 104 yards (17 rushing, 87 receiving), including 1 touchdown reception...Had 4 receptions for 87 yards (21.8 avg.) and 1 touchdown...Connected with QB Tim Couch for a 78-yard touchdown in the second quarter to give the Browns a 14-7 lead, and the play was the club's longest play from scrimmage in 1999...Also rushed for 17 yards on 4 carries (4.3 avg.)...Had 1 kickoff return for 20 yards...Game 13 at San Diego 12/5: Started at running back with 21 yards rushing on 4 attempts (5.3 avg.) and 5 receptions for 43 yards (8.6 avg.)...All 5 receptions were in the first half...On the Browns touchdown drive late in the second quarter, contributed with 4 receptions alone, including a 23-yard completion on a third-and-eight play to set up the Browns touchdown...Game 14 at Cincinnati 12/12: Played running back with 3 rushes for 5 yards (1.7 avg.) including a 1-yard touchdown run late in the first half...Also had 2 receptions for 24 yards (12.0 avg.), including a long of 23 yards...Game 15 vs. Jacksonville 12/19: Played running back and rushed for 14 yards on 4 rushing attempts, including a 2-yard touchdown run late in the second quarter to reduce the Jaguars lead to 14-7...Also had 2 receptions for 4 yards (2.0 avg.)...Completed a pass in the second quarter on a pitch from QB Tim Couch and connected with WR Kevin Johnson for a two yard gain...Also had 2 kickoff returns for 50 yards (25.0 avg.), including a long of 28 yards...Game 16 vs. Indianapolis 12/26: Played running back and rushed for 21 yards on 5 carries and 2 touchdowns...Late in the first quarter provided the Browns with an early 7-0 advantage with a 1-yard touchdown run...Provided the Browns a 28-19 lead late in the third quarter with his second touchdown of the afternoon with a 1-yard touchdown run...Added 1 reception for 8 yards...Also played on special teams with 4 kickoff returns for 72 yards (18.0 avg.), including a long of 28 yards.

**1998:** Played in nine games for 49ers with 48 rushing attempts for 258 rushing yards (5.4 avg.) and 3 touch-



TERRY KIRBY *continued*

downs...Added 16 receptions for 134 yards (8.4 avg.)...Also appeared in two postseason games with 14 rushing attempts for 54 yards (3.9 avg.) and 4 receptions for 21 yards (5.3 avg.)...Signed as a free agent Sept. 23...Inactive vs. Atlanta 9/27...Did not play at Buffalo 10/4...Inactive Weeks 6-8...Caught 2 passes for 29 yards, including a long of 25, and carried the ball 2 times for 6 yards at Green Bay 11/1...Also returned a kickoff 13 yards at the Packers...Played from scrimmage and on special teams vs. Carolina 11/8...Caught 2 passes for 8 yards and rushed 1 time for 5 yards at Atlanta 11/15...Caught 2 passes for 21 yards and carried the ball 1 time for 8 yards vs. New Orleans 11/22...Also returned an onside kick 30 yards vs. the Saints...Carried the ball 6 times for 14 yards and caught 2 passes for 29 yards at Carolina 12/6...Also threw a 28-yard touchdown pass to Terrell Owens, marking third career touchdown pass, and returned 4 kickoffs 104 yards at the Panthers...Carried the ball 7 times for 60 yards, including 2 touchdowns (1 and 31) vs. Detroit 12/14...Also returned 2 kickoffs 35 yards vs. the Lions...Caught 2 passes for 13 yards and rushed 5 times for 37 yards at New England 12/20...Also returned 5 kickoffs 84 yards at the Patriots...Carried the ball a season-high 16 times for 60 yards and caught 4 passes for 35 yards vs. St. Louis 12/27...Also returned 3 kickoffs 60 yards vs. the Rams.

**1997:** Played in all 16 regular-season games, including three starting assignments...Ranked second on club in scoring with 52 points...His 8 total touchdowns tied for team lead (Terrell Owens)...Ranked second on team in rushing yardage (418) and fifth in receiving yardage (279)...Season totals included 125 rushes for 418 yards (3.3 avg.), 6 touchdowns (long 38 yards), 23 receptions for 279 yards (12.1 avg.), 1 touchdown (long: 82 yards)...Also contributed on special teams with 3 kickoff returns for 124 yards (41.3 avg.), including 101-yard touchdown...In season opener, had 5 rushes for 19 yards, and 2 catches for 22 yards 8/31 at Tampa Bay...Had 7 rushes for 25 yards, and recorded a 2-point conversion pass from Jim Druckenmiller in 15-12 win 9/7 at St. Louis...Had 10 rushes for 43 yards, and 1 catch for 6 yards 9/14 vs. New Orleans...Recorded 4 rushes for 21 yards with 2 rushing touchdowns 9/21 vs. Atlanta...Had 8 rushes for 41 yards and 1 catch for 3 yards 9/29 at Carolina...Had 4 rushes for 3 yards and 1 catch for 2 yards 10/12 vs. St. Louis...Had 6 carries for 24 yards and 2 rushing touchdowns, and 3 catches for 93 yards in 35-28 win 10/19 at Atlanta...Had 15 carries for 73 yards and 1 catch for 1 yard 10/26 at New Orleans...Had 4 carries for 13 yards 11/2 vs. Dallas...Had 2 carries for 10 yards and 3 catches for 32 yards 11/10 at Philadelphia...His 101-yard kickoff return for a touchdown highlighted the 49ers 27-19 win over Carolina 11/16 and helped the squad win the NFC Western Division...Also had 6 carries for 8 yards and 2 catches for 16 yards 11/16 vs. Carolina...Had 2 carries for -3 yards and 1 catch for 7 yards 11/23 vs. San Diego...Had 9 carries for 28 yards 11/30 at Kansas City...Had 17 carries for 39 yards and 1 touchdown reception for 16 yards 12/7 vs. Minnesota...Had 15 carries for 27 yards and 6 catches for 76 yards 12/15 vs. Denver...Had 11 carries for 47 yards and 1 catch for 5 yards 12/21 at Seattle...In NFC Divisional Playoff 38-22 victory 1/3/98 vs. Minnesota had 25 rushes for 120 yards and 2 rushing touchdowns, and 3 catches for 23 yards...In NFC Championship vs. Green Bay 1/11/98 had 6 carries for 21 yards and 4 catches for 7 yards in 23-10 loss to Packers.

**1996:** Played in 14 games and started 10...Led the team in rushing with 134 carries for a career-high 559 yards and 3 touchdowns...Second on the team in receiving with 52 catches for 439 yards and 1 touchdown...Averaged 4.7 receptions and 39.9 receiving yards per game over his last 12 games played...Led the team in receptions twice and rushing six times, including five consecutive games from Weeks 10-14...Had more than 100 more yards (rushing and receiving) four times...Became the first 49er to rush for more than 100 yards since Nov. 11, 1994 (Ricky Watters) with a season-high 105 yards on 12 carries against Atlanta (12-2)...Added 10-yard touchdown reception against the Falcons 12/2...Rushed 4 times for 14 yards and connected with Jerry Rice for a 24-yard touchdown pass for the second throwing score of his career vs. Atlanta 9/29...Made first start of the season and gained 73 yards on 13 carries, including a 1-yard score, and caught 5 passes for 57 yards at St. Louis 10/6...Gained 23 yards on 12 carries and caught 5 passes for 61 yards, including a 49-yard reception, to set-up game-winning touchdown late in fourth quarter at Houston 10/27...Carried the ball 12 times for 55 yards, including a 27-yard touchdown and caught 3 passes for 18 yards vs. Dallas 11/10...Gained 69 yards on 13 carries and caught a career-high 11 passes for 74 yards at Washington 11/24...Had 80 yards on 5 catches vs. Carolina 12/8...Caught five passes for 44 yards and carried the ball 11 times for 20 yards at Pittsburgh 12/15...Also returned a kickoff for 22 yards and a punt for 3 yards at Steelers 12/15...Inactive vs. Detroit 12/23 due to left ankle soreness.

**1995:** Returned from a knee injury and played in 16 games, including four starts for Miami...Finished fifth among NFL running backs with 66 receptions for 618 yards and 3 touchdowns...Rushed for 414 yards and 4

# PLAYERS

## VETERANS

TERRY KIRBY *continued*

touchdowns on 108 carries...Finished the season tied for ninth in the AFC and tied for 25th in the NFL in receptions...Amassed 1,032 total yards (618 receiving yards and 414 rushing yards) ranking him 17th in the AFC in total yards from scrimmage...Became the third player in Miami Dolphin history to register a touchdown rushing, receiving and passing.

**1994:** Started in Miami's first four games of the season before suffering a season-ending knee injury at Minnesota (9/25)...Recorded the first 100-yard rushing game of his career with 100 yards on 15 carries against the New York Jets (9/18)...Was tied for seventh in AFC and tied for 13th in NFL rushing prior to the injury.

**1993:** Played in all 16 games with Miami, including eight starts...Led the team with a career-high 75 receptions for a career-high 874 yards and finished second on the team in rushing with 390 yards on 119 carries...Ranked fourth in the AFC and 14th in the NFL with 1,264 total yards...Led the team in rushing yards five times, receptions yards six times...Selected by the South Florida media as Dolphins' Rookie-of-the-Year...Named to the All-Rookie teams by the *Football News* and *Football Digest*.

**College:** Four-year letterman and three-year starter at Virginia...Second leading rusher in school history with 3,348 yards on 567 carries (5.9 avg.)...Added 105 receptions for 1,022 yards...Scored 24 touchdowns on the ground and 8 receiving...Earned spot on ACC honor roll for academic and athletic excellence...Posted six 100-yard games and two 200-yard games...Second Team All-America as a senior and honorable mention as a junior...Received First-Team All-ACC recognition in final three years...Posted 1,000-yard seasons as sophomore (1,020) and senior (1,130)...Played basketball at Virginia during 1989-90 and 1990-91 seasons...Graduated with a degree in psychology from UVA in 3 1/2 years.

**Personal:** Full name is Terry Gayle Kirby...Set state career rushing record with 7,428 yards and 103 touchdowns at Tabb High in York County, VA...Rushed for 2,168 yards and 30 touchdowns as a senior...Named 1988 National High School Player of the Year by *Parade Magazine* and National Offensive Player of the Year by *USA Today*...Has two streets named after him (Kirby's Lane and Terry's Run) in Tabb...Active with Drug Abuse Resistance Education (D.A.R.E.) program...Owns "Plant Sound & 007" Car Shop in Ft. Lauderdale and "Dinky Inc." Trucking Company in VA...Brother Wayne played outfield for the Los Angeles Dodgers and Cleveland Indians...Single, resides in Ft. Lauderdale, Fla...Active in many charitable organizations including, Cleveland Browns Foundation, Adopt-A-Family, United Way's Hometown Huddle program, Toys For Tots and has been nominated for the NFL 'Extra Effort' award.

### KIRBY'S 1999 GAME-BY-GAME STATISTICS

Date	RUSHING					RECEIVING				
	No.	Yds	Avg.	Lg	TD	No.	Yds	Avg.	Lg	TD
9/12 vs. Pit.	5	10	2.0	4	0	1	2	2.0	2	0
9/19 @ Ten.	10	40	4.0	15	0	2	27	13.5	15	0
9/26 @ Bal.	18	51	2.8	10	0	7	75	10.7	61	0
10/3 vs. N.E.	15	71	4.7	27	0	4	39	9.8	17	0
10/10 vs. Cin.	15	57	3.8	28	1	4	30	7.5	16	0
10/17 @ Jac.	22	71	3.2	10	0	3	21	7.0	9t	1
10/24 @ St.L.	6	12	2.0	5	0	6	18	3.0	6	0
10/31 @ N.O.	6	18	3.0	7	0	1	8	8.0	8	0
11/7 vs. Bal.	6	19	3.2	8	0	5	52	10.4	21	1
11/14 @ Pit.	1	3	3.0	3	0	2	10	5.0	7	0
11/21 vs Car.	6	22	3.7	8	1	9	79	8.8	18	0
11/28 vs Ten.	4	17	4.3	10	0	4	88	22.0	78t	1
12/5 @ S.D.	4	21	5.3	12	0	5	43	8.6	23	0
12/12 @ Cin.	3	5	1.7	2	1	2	24	12.0	23	0
12/19 vs. Jac.	4	14	3.5	10	1	2	4	2.0	4	0
12/26 vs. Ind.	5	21	4.2	12	2	1	8	8.0	8	0
<b>TOTALS</b>	<b>130</b>	<b>452</b>	<b>3.5</b>	<b>28</b>	<b>6</b>	<b>58</b>	<b>528</b>	<b>9.1</b>	<b>78t</b>	<b>3</b>



TERRY KIRBY *continued*

VETERANS

**KIRBY'S SINGLE-GAME CAREER HIGHS****RUSHING ATTEMPTS:** 22 at Jacksonville 10/17/99**RUSHING YARDS:** 105 vs. Atlanta 12/2/96**RUSHING TD's:** 2 vs. Indianapolis 10/8/95, vs. Detroit 12/14/98, vs. Atlanta 9/21/97  
at Atlanta 10/19/97; vs. Indianapolis 12/26/99**LONG RUSH:** 38 yds at New England 9/10/95**RECEPTIONS:** 11 at Washington 11/24/96**RECEIVING YARDS:** 148 vs. Buffalo 12/19/93**RECEIVING TD's:** 1 (11 times) Last: vs. Tennessee 11/28/99**LONG RECEPTION:** 82**TOTAL YARDS:** 154 yds (6 rush, 148 rec) vs. Buffalo 12/19/93**TOTAL TD's:** 2 (five times)**KIRBY'S OFFENSIVE STATISTICS**

Date	No.	RUSHING					RECEIVING					Special Teams
		Yds	Avg.	Lg	TD	No.	Yds	Avg.	Lg	TD	Tackles	
1993 (Mia.)	119	390	3.3	20	3	75	874	11.7	47	3	0	
1994 (Mia.)	60	233	3.9	30	2	14	154	11.0	26	0	0	
1995 (Mia.)	108	414	3.8	38	4	66	618	9.4	46	3	0	
1996 (S.F.)	134	559	4.2	31	3	52	439	8.4	52	1	0	
1997 (S.F.)	124	418	3.3	38	6	23	279	12.1	82	1	0	
1998 (S.F.)	48	258	5.4	31t	3	16	134	8.4	25	0	0	
1999 (Cle.)	130	452	3.5	28	6	58	528	9.1	78t	3	0	
<b>Career</b>	<b>723</b>	<b>2,724</b>	<b>3.8</b>	<b>38</b>	<b>27</b>	<b>304</b>	<b>3,026</b>	<b>10.0</b>	<b>82</b>	<b>11</b>	<b>0</b>	

**Additional Stats****100-Yard Rushing Games:** 2 Times: 12/2/96 vs. Atlanta 105 yards on 12 rushes; 9/18/94 vs. N.Y. Jets 100 yards on 15 carries.**100-Yard Receiving Games:** 2 Times: 12/19/93 vs. Buffalo with 9 catches for 148 yds, 12/13/93 vs. Pittsburgh with 7 catches for 107 yds.**Touchdown passes:** 3 Touchdown Passes: 12/6/98 vs. Carolina 28-yard touchdown pass to Terrell Owens; 9/29/96 vs. Atlanta 24-yard touchdown pass to Jerry Rice; 9/10/95 at New England 31-yard touchdown pass to Irving Fryar.**Two-point conversion:** 9/4/94 vs. New England.**KIRBY'S SPECIAL TEAMS STATISTICS**

Year	PUNT RETURNS						KICKOFF RETURNS						Special Teams
	Ret.	FC	Yards	Avg.	Long	TD	Ret.	FC	Yards	Avg.	Long	TD	Tackles
1993 (Mia.)	0	0	0	0	0	0	4	0	85	21.3	26	0	0
1994 (Mia.)	0	0	0	0	0	0	0	0	0	0	0	0	0
1995 (Mia.)	0	0	0	0	0	0	0	0	0	0	0	0	0
1996 (S.F.)	1	4	3	3.0	3	0	1	0	22	22.0	22	0	0
1997 (S.F.)	0	0	0	0	0	0	3	0	124	41.3	101t	1	0
1998 (S.F.)	0	0	0	0	0	0	17	0	340	20.0	33	0	0
1999 (Cle.)	0	0	0	0	0	0	11	0	230	20.9	28	0	0
<b>Totals</b>	<b>1</b>	<b>4</b>	<b>3</b>	<b>3.0</b>	<b>3</b>	<b>0</b>	<b>36</b>	<b>0</b>	<b>801</b>	<b>22.3</b>	<b>101t</b>	<b>1</b>	<b>0</b>

**KIRBY'S SINGLE-GAME CAREER HIGHS****KICKOFF RETURNS:** 5 at New England (12/20/98)**KICKOFF RETURN YARDS:** 104 at Carolina (12/6/98)**LONGEST KICKOFF RETURN:** 101t vs. Carolina (11/16/97)**COMBINED RETURN YARDS:** 104 at Carolina (12/6/98)

## VETERANS



# 97 RYAN KUEHL

## DEFENSIVE TACKLE

**Games Played/Started:** 1996 (1/0); 1997 (12/5); 1998 (0/0); 1999 (16/0).

**Career Totals:** 29 games, 5 starts.

**Career Transactions:** Signed as a free agent by San Francisco April 26, 1995...Released by San Francisco Aug. 21, 1995...Signed to San Francisco's practice squad Aug. 29, 1995...Released by San Francisco's practice squad Jan. 13, 1996...Signed by Washington as a free agent on Feb. 20, 1996...Waived by Washington Aug. 25, 1998...Signed by Washington to their practice squad Aug. 27, 1996...Signed to Washington's 53-man active roster Oct. 19, 1996...Released by Washington Nov. 6, 1996...Signed by Washington to their practice squad Nov. 8, 1996...Signed to Washington's 53-man active roster Dec. 12, 1996...Signed by Washington as a free agent March 10, 1997...Released by Washington Aug. 24, 1997...Signed by Washington as a free agent Sept. 9, 1997...Waived by Washington Aug. 30, 1998...Signed by Cleveland as a free agent Feb. 11, 1999.

**Career Highlights:** Made his NFL debut against Buffalo on Nov. 3, 1996...Started first NFL game at Chicago Nov. 2, 1997.

### Seasonal Reviews

**1999:** Played in all 16 games for the first time in his career primarily as a long snapper...Also appeared on special teams duty.

**1998:** Participated in the Redskins training camp...Waived Aug. 30, 1998 by Washington.

**1997:** When the Redskins opened their season in Carolina, Kuehl was helping coach at his high school alma mater, Walt Whitman (Potomac, Md.) High School, until the Redskins called on Sept. 9...Kuehl had been one of the final cuts in training camp, but he went on to play in 12 regular-season games, including five starting assignments...In his second career start vs. Detroit, stopped Barry Sanders for a 2-yard loss, and batted Frank Reich's pass at the line which led to a Redskins interception...Finished the season with 19 tackles, including 10 solos, and 2 tackles for loss...Contributed 3 batted passes and 5 quarterback hurries...Top performance came 11/16 at Dallas and 12/21 vs. Philadelphia with 6 tackles in each game.

**1996:** Activated to Redskins active roster 10/20 vs. N.Y. Giants...Saw first action of the season 11/3 at Buffalo...Returned to the practice squad for five weeks, before being promoted to the active roster in Week 15...Was inactive for the final two weeks of the regular season.

**1995:** Spent the year on the 49ers practice squad.

**College:** A four-year letterwinner for the Cavaliers, established a career-high in tackles (53) and assists (31), while playing in all 11 games as a senior in 1994...As a junior started 10 games and recorded 49 tackles.

**Personal:** Attended Walt Whitman High School in Potomac, Md., where he was a prep All-America selection as a senior...Avid golfer...Member of Congressional Country Club which hosted two United States Open tournaments...During the offseason is pursuing his MBA at American University in Washington, D.C...Resides in Washington, D.C...Participates in hospital visits to cancer patients at the Cleveland Clinic Radioncology and serves dinners to homeless at the St. Augustine Soup Kitchen.



RYAN KUEHL *continued*

VETERANS

**KUEHL'S SINGLE-GAME CAREER HIGHS****TACKLES:** 6 at Dallas 11/16/97 and vs. Philadelphia 12/21/97**KUEHL'S DEFENSIVE STATISTICS**

Year	TACKLES			Sacks	Int's	Passes	Fumbles	Special Teams
	Total	Solo	Asst.	No./Yds	No./Yds	Def.	Rec./For.	Tackles
1996 (Was.)	0	0	0	0/0	0/0	0	0/0	0
1997 (Was.)	19	12	7	0/0	0/0	0	0/0	0
1998	Did Not Play							
1999 (Cle.)	0	0	0	0/0	0/0	0	0/0	3
<b>Career</b>	<b>19</b>	<b>12</b>	<b>7</b>	<b>0/0</b>	<b>0/0</b>	<b>0</b>	<b>0/0</b>	<b>3</b>



## VETERANS



# 57 JASON KYLE

## LINEBACKER

**Games Played/Started:** 1995 (16/0); 1996 (16/0); 1997 (IR); 1998 (16/0); 1999 (PUP).

**Career Totals:** 48 games, 0 starts.

**Career Transactions:** Originally drafted by Seattle in the fourth round in the 1995 NFL Draft...Selected by the Cleveland Browns Feb. 9, 1999 in the 1999 NFL Expansion Draft.

**Career Highlights:** In four seasons in Seattle played in all 48 regular-season games, except for the 1997 season when placed on Injured Reserve with shoulder injury.

### Seasonal Reviews

**1999:** Placed on active-PUP (Physically Unable to Perform) list with a knee injury (7/22)... Placed on reserve-PUP (8/26)...Pronounced practice eligible (11/9).

**1998:** Appeared in 16 games for Seahawks as the team's deep-snapper on punts and a coverage player on special teams...Had 1 special teams tackle at Kansas City (10/4)...Had 2 special teams tackles vs. San Diego (12/13).

### HEIGHT

6-3

### WEIGHT

242

### COLLEGE

Arizona State

### BIRTH DATE

May 12, 1972

### HOW ACQUIRED

ED (Sea.) - '99

### YEAR IN NFL

6th

**1997:** Missed the entire 1997 season on Injured Reserve after suffering a shoulder injury at San Francisco (8/9) in the preseason.

**1996:** Played 16 games on special teams and finished third on the team with 17 special teams tackles...Had at least 1 tackle in 11 games...Played two games on defense: at Kansas City (10/17) and at Denver (12/1)...Served as the deep snapper on punts.

**1995:** In his rookie season with Seattle, played 16 games and was third with 14 special teams tackles, according to coaches film study...Had 3 in the second game vs. Oakland (12/17).

**College:** A three-year letterman and two-year starter for the Sun Devils...Finished his career with 204 tackles, 12 tackles for loss, 4 sacks, and 2 interceptions...Played 31 games, starting 17...Led team in tackles as a senior with 204 while starting all 11 games at left inside linebacker...Added 8 tackles for loss, a sack and interception...Had eight games with at least 10 tackles...Season-high 20 stops came vs. Miami (Fla.)...Had 18 tackles vs. Washington State...Totaled 13 tackles and an interception vs. Louisville...Played every game as a junior and started six games at right inside linebacker...Ranked second in tackles with 74...Also recorded 4 tackles for loss, 3 sacks and an interception...Played as a reserve linebacker in 1991 after redshirting as a freshman in 1990...Also deep snapped on punts...Played in the East-West Shrine Game and Senior Bowl...Graduated with a degree in marketing.

**Personal:** Attended McClintock High School in Tempe, Ariz....Lettered in football and track...Played for the All-Arizona high school team which traveled to New Zealand to play in the Down Under Bowl in 1990...Visited the South Pacific as part of USO Tour in January 1996...Lives in Tempe, Ariz.



## KYLE'S DEFENSIVE STATISTICS

Year	TACKLES			Sacks	Int's	Passes	Fumbles	Special Teams
	Total	Solo	Asst.	No/Yds	No/Yds	Def.	Rec./For.	Tackles
1995 (Sea.)	0	0	0	0/0	0/0	0	0/0	14
1996 (Sea.)	0	0	0	0/0	0/0	0	0/0	17
1997 (Sea.)				Injured Reserve				
1998 (Sea.)	0	0	0	0/0	0/0	0	0/0	3
1999 (Cle.)				PUP				
<b>Career</b>	<b>0</b>	<b>0</b>	<b>0</b>	<b>0/0</b>	<b>0/0</b>	<b>0</b>	<b>0/0</b>	<b>34</b>

# EVERETT LINDSAY 61

## OFFENSIVE LINEMAN



**Games Played/Started:** 1999 (16/16); 1998 (16/3, 2/0); 1997 (16/3, 2/2); 1996 (NFI); 1995 (16/0); 1994(IR); 1993 (12/12).

**Career Totals:** 76 games, 34 starts.

**Postseason Totals:** 4 games, 2 starts.

**Career Transactions:** Originally drafted by Minnesota in the fifth round, 133rd overall, in 1993...Placed on injured reserve Dec. 22, 1993 by Minnesota...Placed on injured reserve Aug. 23, 1994 by Minnesota...Placed on the reserve/non-football injury list Aug. 20, 1996 by Minnesota...Traded from Minnesota to Baltimore April 25, 1999 for a sixth round draft pick...Signed by Cleveland as an unrestricted free agent on Feb. 15, 2000.

**Career Highlights:** Versatile six-year veteran with Minnesota and Baltimore who can play all five offensive line positions...Has started 34 games and appeared in 76 career games.

### Seasonal Reviews

**1999:** Started all 16 regular-season games...Started first eight regular-season games at left guard, then switched to right tackle after a foot injury to Harry Swayne...Versatile Lindsay played right tackle, left guard and even briefly at left tackle for the Ravens...Started season finale at New England (1/2/00)...Started at right tackle in the Ravens' 22-0 shutout victory vs. Cincinnati (12/26) as the line permitted just 1 sack...Started at right tackle in Baltimore's 31-8 victory over New Orleans (12/19)...Started at right tackle in 31-24 win at Pittsburgh (12/12)...Started at right tackle in 41-14 win vs. Tennessee as the offense rolled to a season-high 447 yards and tied a franchise record with 41 points...Started at right tackle in 34-31 win at Cincinnati (11/21)...Made switch to right tackle at Jacksonville (11/14), replacing Harry Swayne who was placed on injured reserve (foot)...Rookie Edwin Mulitalo took over Lindsay's usual left guard spot...Started at left guard and helped pave the way for season-high 203 yards rushing in the 41-9 win at Cleveland (11/7)...Started at left guard vs. Buffalo (10/31)...Started at left guard vs. Kansas City (10/21)...Made switch to right tackle when James Atkins left game with a groin injury...Started at left guard at Tennessee (10/10), then switched to left tackle after Jonathon Ogden re-aggravated a neck injury...Started at left guard in the 19-13 overtime win at Atlanta (10/3)...Later switched to left tackle after injuries to Jonathan Ogden (neck) and Harry Swayne (foot)...Started at left guard in 17-10 win vs. Cleveland (9/26) and helped the running game total 184 yards, including 113 by Errict Rhett...Started at left guard vs. Pittsburgh (9/19), helping pave the way for a 101-yard rushing day by Errict Rhett...Started at left guard in opener at St. Louis (9/12).

**1998:** Appeared in 16 games for Minnesota with three starts...Started twice at right tackle and one at left

### HEIGHT

6-4

### WEIGHT

302

### COLLEGE

Mississippi

### BIRTH DATE

Sept. 18, 1970

### HOW ACQUIRED

UFA (Bal.) - '00

### YEAR IN NFL

7th

# PLAYERS

## VETERANS

EVERETT LINDSAY *continued*

tackle...Started at left tackle for an injured Todd Steussie at Tampa Bay (11/1) and started at right tackle for an injured Korey Stringer vs. Jacksonville (12/20) and at Tennessee (12/26)...Saw time at right guard in the NFC Championship game vs. Atlanta (1/17) when David Dixon left the game with a knee injury...Played at right tackle at Baltimore (12/13) after Stringer left with a groin injury...Finished the game at right guard vs. New Orleans (11/8) after David Dixon left with an injury.

**1997:** Started at center final three games of the regular season and both playoff games...Backed up at both guard positions prior to injuries at the center position to Jeff Christy and Scott Dill....Split time with David Dixon at right guard vs. Arizona (10/5)...Started at left tackle for the Barcelona Dragons of the World League in 1997.

**1996:** Suffered a knee injury in charity basketball game in April...Placed on reserve/non-football injury list on Aug. 20.

**1995:** One of 28 Vikings to play in all 16 games...Finished the season second on the depth chart at center...Played the second half of the season opener vs. Chicago (9/3) at right guard...Played right guard from the second quarter on vs. Dallas (9/17) when Chris Hinton left the game with an ankle injury...Split time at right guard with David Dixon at Pittsburgh (9/24)...Shared duties with John Gerak at left guard vs. Houston (10/8)...Was a regular on the kickoff return and the field goal and PAT teams.

**1994:** Missed season with a shoulder injury...Reinjured shoulder on the first day of training camp...Placed on injured reserve on Aug. 23.

**1993:** Started first 12 games at left tackle...Shoulder injury sidelined him for final four games...Selected to the All-Rookie team by Football News...Started on opening day vs. the Raiders (9/5) to become the first Vikings' rookie offensive lineman ever to start on opening day and the first rookie offensive lineman to start any game since 1988 (Randall McDaniel, 9/11/88 vs. New England)...Ended season after being placed on injured reserve with a shoulder injury on Dec. 22.


**College:** Four-year starter ('89-92) at Mississippi...Earned All-America and All-Southeastern Conference honors in 1992 after being awarded the Jacobs Best Blocker Award as the top offensive lineman in the SEC...Selected to play in the Senior Bowl and East-West Shrine game...Earned Second-Team All-America and First-Team All-SEC in 1991...Started eight games in 1990 at guard...Named to *Football News'* sophomore All-America team...Started final seven games and the Liberty Bowl in 1989, and was named to the All-SEC freshman team...Walked on at Ole Miss in 1988, then redshirted.

**Personal:** Two-year letterman in baseball as a catcher and first baseman at Millbrook High School in Raleigh, N.C....Earned All-Capital Nine and All-Triangle Area honors in only year of high school football...Helped Millbrook to a 9-1-1 record and the North Carolina 4A state semi-finals as senior...Active with DARE (Drug Abuse Resistance Education)...Earned degree in general business from Mississippi...Full name: Everett Eric Lindsay.



# EARL LITTLE 20

## DEFENSIVE BACK



**Games Played/Started:** 1998 (16/0); 1999 (10/0).

**Career Totals:** 26/0.

**Career Transactions:** Signed by Miami as a rookie free agent April 24, 1997...Waived by Miami Aug. 24, 1997...Signed by Miami to practice squad Aug. 26, 1997...Waived from Miami practice squad Aug. 29, 1997...Signed to New Orleans practice squad Oct. 1, 1997...Claimed off waivers by Cleveland on Oct. 26, 1999.

**Career Highlights:** Recorded his first career interception, picking off Mark Brunell of the Jacksonville Jaguars on Dec. 19, 1999.

### Season Reviews

**1999:** Played in 10 regular season games, including nine for the Browns, where he saw reserve action at the safety position in the dime package as he totaled 8 tackles, 6 solo and 1 interception...Had a career-high 4 tackles vs. Indianapolis 12/26/99...Also contributed on special teams with 6 special teams tackles, 3 solo...Began the season with the New Orleans Saints and was inactive for the first four regular season games...Played in one game for New Orleans 10/17 vs. Tennessee on special teams...Was released by New Orleans on Oct. 23, 1999 and claimed by the Browns off waivers on Oct. 26, 1999...In first game with the Browns Week 8 played against his former team at New Orleans (10/31) on special teams...Also played special teams Week 9 vs. Baltimore (11/7) and Week 10 at Pittsburgh (11/14)...Week 11 vs. Carolina (11/21) came his first action in the secondary with reserve action in the dime package and also played special teams with 1 solo tackle...Week 12 vs. Tennessee (11/28) and Week 13 at San Diego (12/5) played special teams...Week 14 at Cincinnati (12/12) played in defensive dime package with 3 tackles and also played special teams...Saw his most action Week 15 vs. Jacksonville (12/19) as he played secondary in the dime package with 1 solo tackle and 1 interception and also played special teams...Intercepted a pass from Jaguars QB Mark Brunell intended for WR Alvis Whitted at the Browns 11-yard line and ran out of bounds stalling a Jaguars potential scoring drive...Week 16 vs. Indianapolis (12/26) played secondary in the dime package and had 4 solo tackles...Also played special teams with 3 tackles.

**1998:** Saw action in all 16 games on the season with no defensive stats...Majority of action came on special teams...Finished third on the Saints with 12 special teams tackles (11 solo).

**1997:** Was signed to the Dolphins practice squad on Aug. 26 and waived Aug. 29...Signed to the Saints practice squad Oct. 1, where he spent the remainder of the season.

**College:** Played four years, three-year starter, for the Miami Hurricanes after transferring from Michigan in Jan., 1993...Started all 11 games at cornerback his senior year, compiling 61 tackles, 2 interceptions and 7 passes defended, and was named All-Big East in '95 and '96.

**Personal:** Earned All-State honors at North Miami Senior High School...Is a native of Miami...*Super Prep* All-America...Ranked second among defensive backs in the nation behind Bobby Taylor...Led team with 10 interceptions and 2 punt returns for TDs...Has two daughters: Tia and Ashley.

### LITTLE'S SINGLE-GAME CAREER HIGHS

**TACKLES:** 4 vs. Indianapolis 12/26/99

**SACKS:** 0

**INTERCEPTIONS:** 1 vs. Jacksonville 12/19/99

**INTERCEPTION RETURN YARDS:** 0

**PASSES BROKEN UP:** 0

### HEIGHT

6-0

### WEIGHT

198

### COLLEGE

Miami (Fla.)

### BIRTH DATE

March 10, 1973

### HOW ACQUIRED

Wai. (N.O.)- '99

### YEAR IN NFL

3rd

## LITTLE'S DEFENSIVE STATISTICS

Year	TACKLES			Sacks	Int's	Passes	Fumbles	Special Teams
	Total	Solo	Asst.	No/Yds	No/Yds	Def.	Rec./For.	Tackles
1998 (N.O.)	0	0	0	0/0	0/0	0	0/0	12
1999 (N.O./Cle.)	8	6	2	0/0	1/0	0	0/0	6
<b>Career</b>	<b>8</b>	<b>6</b>	<b>2</b>	<b>0/0</b>	<b>1/0</b>	<b>0</b>	<b>0/0</b>	<b>18</b>



# 50 TONY McCOMBS

## LINEBACKER

**Games Played/Started:** 1997 (13/0); 1998 (14/13, 2/0); 1999 (0/0).

**Career Totals:** 27 games, 13 starts.

**Postseason Totals:** 2 games, 0 starts.

**Career Transactions:** Originally drafted by Arizona as a sixth round choice, 188th overall, in the 1997 NFL Draft...Waived by Arizona Sept. 7, 1999...Signed by Cleveland as a free agent Jan. 10, 2000.

### Season Reviews

**1999:** Was with the Arizona Cardinals in training camp...Waived by Arizona Sept. 7, 1999.

**1998:** Moved into the starting lineup with 13 starts in 14 games at outside linebacker and finished season with 38 solo tackles, 27 assists, 2 tackles for loss, 1 interception, 1 fumble recovery and 2 passes defended...Opened the season at left linebacker at Dallas Sept. 6 and posted 3 tackles as starter before departing in third quarter with shoulder sprain...Inactive at Seattle Sept. 13...Returned to starting lineup with 4 tackles in 17-3 win at Philadelphia Sept. 20...5 stops with a pass defensed in 20-17 win at St. Louis Sept. 27...Played perhaps his finest game of the season at Detroit Nov. 1 with 10 tackles, and 1 interception (14-yard return) on the opening drive of the game, and sealed the 17-15 win with a fumble recovery at the two-minute warning after defensive tackle Mark Smith sacked Detroit QB Frank Reich and forced a fumble...5 combined tackles and batted down 1 pass in 29-27 win over Washington Nov. 8...6 tackles at Kansas City Nov. 29 but suffered turf toe injury that relegated him to inactive status the following week vs. N.Y. Giants Dec. 6...Returned to the starting lineup with 4 tackles in 20-17 overtime win at Philadelphia Dec. 13...4 tackles in 19-17 win over New Orleans Dec. 20...3 stops in 16-13 win over San Diego Dec. 27 in season finale...Limited to special teams play in two post season outings .

**1997:** Played in 12 games, almost exclusively on special teams...7 tackles on coverage units, 36 blocks and one blocked punt...Inactive (ankle) at Washington Sept. 14...Broke through the line and blocked a Brad Maynard punt in the fourth quarter vs. N.Y. Giants Oct. 12 to set up Cardinals only offensive touchdown two plays later...Suffered a stress fracture in his foot vs. Tennessee Oct. 26...Inactive for the next three games...Returned to action at Baltimore Nov. 23...Played in final five games.

College: Three-time All-Ohio Valley Conference selection for the Eastern Kentucky Colonels...Started all 35 games he played for E.K.U., logging 390 tackles (211 solos), 33 tackles for loss, 13 quarterback sacks, 12 pass deflections, 2 fumble recoveries, 2 forced fumbles, and 2 interceptions.

**Personal:** All-Kentucky linebacker at Christian County High School...Rated one of the top 10 prep linebackers in the country...Physical education major at Eastern Kentucky...Born Aug. 24, 1974 in Hopkinsville, Ky.



TONY McCOMBS *continued*

VETERANS


**McCOMBS' SINGLE-GAME CAREER HIGHS****TACKLES:** 10 at Detroit (11/1/98)**SACKS:** 0**PASS DEFENSED:** 1 at St. Louis (9/27/98); vs. Washington (11/8/98)**INTERCEPTIONS:** 1 at Detroit (11/1/98)**INTERCEPTION RETURN YARDS:** 14 at Detroit (11/1/98)**McCOMBS' DEFENSIVE STATISTICS**

Year	TACKLES			Sacks	Int's	Passes	Fumbles	Special Teams
	Total	Solo	Asst.	No/Yds	No/Yds	Def.	Rec./For.	Tackles
1997 (Ari.)	0	0	0	0/0	0/0	0	0/0	7
1998 (Ari.)	65	38	27	0/0	1/14	2	1/0	0
1999					Did Not Play			
<b>Career</b>	<b>65</b>	<b>38</b>	<b>27</b>	<b>0/0</b>	<b>1/14</b>	<b>2</b>	<b>1/0</b>	<b>7</b>

**Additional Statistics:** Blocked Punt vs. N.Y. Giants (10/12/97).

# DAYLON McCUTCHEON 33

## CORNERBACK

**Games Played/Started:** 1999 (16/15).**Career Totals:** 16 games, 15 starts.**Career Transactions:** Selected by the Cleveland Browns in the third round, 62nd overall, in the 1999 NFL Draft.**Career Highlights:** Made his first NFL start at right corner Sept. 19, 1999 at Tennessee and recorded a career-high 11 tackles, including 8 solo...Started 15 contests and had 88 total tackles, ranking fifth on the club in '99.**Seasonal Reviews**

**1999:** Appeared in 16 regular-season games, including 15 starts, and ranked fifth on the club with 88 tackles (68 solo, 20 asst)...Also recorded 1 sack for 8 yards, 1 interception (12 yards) and 8 passes defended...Beat out starter Antonio Langham at right corner Week 2 and remained the starter throughout the regular season...In his first NFL start Week 2 at Tennessee 9/19 recorded a career-high 11 tackles, including 8 solo...Recorded his first career interception 9/26 at Baltimore off Ravens QB Stoney Case...Recorded his first career sack 11/7 vs. Baltimore on an 8-yard sack on Ravens QB Tony Banks...Recorded passes broken up at Baltimore 9/26; vs. New England 10/3; at St. Louis 10/24; 2 at New Orleans 10/31; at Pittsburgh 11/14; at Cincinnati 12/12; and vs. Indianapolis 12/26...Game 1 vs. Pittsburgh 9/12: Played in his first NFL game and appeared in the dime package and special teams...Recorded 1 tackle...Game 2 at Tennessee 9/19: Started in his first NFL game at right cornerback and recorded 11 tackles, including 8 solo and 3 assist...Left the game early in the fourth quarter with a head injury...Returned mid-way in the fourth quarter...Game 3 at Baltimore 9/26: Started his second consecutive game at the right corner position and recorded 2 solo tackles, 1 interception and 1 pass broken up...Recorded his first career NFL interception off Ravens QB Stoney Case on a third and 20 play from scrimmage and returned the interception 12 yards to the Browns 45-yard line...Secondary allowed only

**HEIGHT**

5-10

**WEIGHT**

180

**COLLEGE**

Southern California

**BIRTH DATE**

Dec. 9, 1976

**HOW ACQUIRED**

D (3a) - '99

**YEAR IN NFL**

2nd

## VETERANS

DAYLON MCDUTCHEON *continued*

165 yards passing in 17-10 setback against the Ravens...Game 4 vs. New England 10/3: Started at right corner and recorded 9 tackles, including 7 solo...Also recorded 1 pass broken up...Game 5 vs. Cincinnati 10/10: Started at right corner and made 6 solo tackles...Game 6 at Jacksonville 10/17: Started at right corner and was third on the team with 7 tackles, including 4 solo tackles...Game 7 at St. Louis 10/24: Started at right corner and made 6 tackles, including 3 solos, and 1 pass broken up...Game 8 at New Orleans 10/31: Started at right corner and was third on the club with 8 solo tackles...Also recorded 2 passes broken up...Game 9 vs. Baltimore 11/7: Started at right corner and was second on the team with 7 solo tackles...Also recorded his first career NFL sack of Ravens QB Tony Banks for an 8-yard loss...Game 10 at Pittsburgh 11/14: Started at right corner and recorded 5 solo tackles and 1 pass broken up...Game 11 vs. Carolina 11/21: Started at right corner and recorded 4 tackles, including 2 solo...Game 12 vs. Tennessee 11/28: Started at right corner and had 3 solo tackles...Game 13 at San Diego 12/5: Started at right corner and had 5 tackles, including 3 solo tackles...Game 14 at Cincinnati 12/12: Started at right corner and recorded 2 solo tackles and 1 pass broken up...Game 15 vs. Jacksonville 12/19: Started at right corner and ranked third on the club with 9 tackles, including 6 solos...Game 16 vs. Indianapolis 12/26: Started at right corner with 3 tackles and 1 pass broken up.

**College:** Started his final 39 games at USC...During his collegiate career played 48 games with 42 starts with 187 tackles (164 solo), 1 fumble recovery, 2 forced fumbles, 46 passes broken up and 10 interceptions for 189 yards...His senior year named All-America Second-Team pick by *The Sporting News & Football News*, adding Third-Team honors from the Associated Press...All-Pac 10 Conference First-Team choice...Semi-finalist for the Jim Thorpe Award...Started every game at strongside cornerback...Recorded 44 tackles (37 solos) with 3 stops for losses of 5 yards...Deflected 15 passes and intercepted 3 others for 64 yards in returns...Added 254 yards on 10 kickoff returns (25.4 avg)...His junior year named *Football News* All-America honorable mention...All-Pac-10 honorable mention...Lined up at strongside cornerback, recording 45 tackles (40 solos) with 4 stops for losses of 6 yards...Deflected 7 passes and intercepted 2 others...Caught 3 passes for 41 yards (13.7 avg) and rushed three times for 26 yards (8.7 avg), including a touchdown...Returned 9 kickoffs for 168 yards (18.7 avg)...Sophomore year named *Football News* All-America honorable mention...All-Pac-10 First-Team pick...Made 48 tackles (42 solos) with 3 stops for losses of 5 yards...Deflected 14 passes and had 3 interceptions for 34 yards in returns...Added 71 yards on 3 kickoff returns (23.7 avg)...Freshman year named All-Pac-10 Conference honorable mention...Started vs. Arizona, Arizona State and California at weakside cornerback & then started on the strongside vs. Oregon State, UCLA & Northwestern (Rose Bowl)...Finished fourth on the team with 50 tackles (45 solos)...Deflected 10 passes and intercepted 2 others...In his first game as a Trojan, he returned an interception 35 yards for a touchdown (it was the first scoring pick by a true freshman at USC since Jason Oliver did it twice in 1990).

**Personal:** Dedicates time serving Thanksgiving dinner to the less fortunate, helping select Christmas presents with the Salvation Army and organizing his own holiday toy drive benefiting inner city youth...*USA Today* All-USA (and California MVP), *Parade*, *Super Prep* National MVP, *Blue Chip Illustrated* Elite 22, *College Sports*, Schutt Scholastic Coach & National Prep Poll All-America selection at Bishop Amat (La Puente, Cal.) High...Added *Dallas Morning News* National Top 100, *Super Prep* All-Farwest, *Blue Chip* All-Western, *Long Beach Press-Telegram* Best in the West first team, *Tacoma News Tribune* Western 100, *Student Sports* All-State MVP, Coaches Poll All-State MVP, *Long Beach Press-Telegram* All-State, All-CIF Southern Section first team, All-CIF Division I MVP, and *Los Angeles Times* All-San Gabriel Valley first-team honors as a senior halfback and safety...In his final season, he ran for a school-record 2,456 yards on 269 carries (9.1 avg.) with 33 touchdowns (including 10 scores of 50-plus yards)...Ran for 100 yards in all 14 games in that year, including four 200-yard contests...Also caught 21 passes, returned a punt for a score and returned kicks...On defense, he made 8 interceptions, returning 2 for scores, and recorded 56 tackles...As a junior, he played wide receiver and safety...Caught 35 passes for 780 yards (22.3 avg.) & 11 touchdowns...Also had 60 tackles with 5 interceptions...Wide receiver and safety as a sophomore...Named to the All-CIF Division I first team as he caught 29 passes for 690 yards (23.8 avg.) with 5 scores and intercepted 2 passes...Also performed as a sprinter on the track team...Sociology major at Southern California...Father, Lawrence, was an All-Pro running back with the Los Angeles Rams (1972-79), Denver Broncos (1980) and Buffalo Bills (1981) who set the since-broken Rams career rushing record (6,186 yards), led the Rams in rushing five times and played in Super Bowl XIV (he has been a scout with the Rams since 1982)...Born Dec. 9, 1976 to Deborah Sterling...Married to wife, Shawna...Resides in Rowland Heights, Calif.



DAYLON McCUTCHEON *continued*

VETERANS

## McCUTCHEON'S SINGLE-GAME CAREER HIGHS


**TACKLES:** 11 at Tennessee 9/19/99**SACKS:** 1 vs. Baltimore 11/7/99**INTERCEPTIONS:** 1 at Baltimore 9/26/99**INTERCEPTION RETURN YARDS:** 12 at Baltimore 9/26/99**PASSES BROKEN UP:** 2 at New Orleans 10/31/99**SACKS:** 1 vs. Baltimore 11/7/99

## McCUTCHEON'S DEFENSIVE STATISTICS

Year	TACKLES			Sacks	Int's	Passes	Fumbles	Special Teams
	Total	Solo	Asst.	No/Yds	No/Yds	Def.	Rec./For.	Tackles
1999 (Cle.)	88	68	20	1/8	1/12	8	0/0	0
<b>Career</b>	<b>88</b>	<b>68</b>	<b>20</b>	<b>1/8</b>	<b>1/12</b>	<b>8</b>	<b>0/0</b>	<b>0</b>

# KEITH MCKENZIE 90

DEFENSIVE END



**Games Played/Started:** 1996 (10/0, 3/0); 1997 (16/0, 3/0); 1998 (16/1, 1/0); 1999 (16/2).

**Career Totals:** 58 games, 2 starts.

**Postseason Totals:** 7 games, 0 starts.

**Career Transactions:** Originally was a seventh round draft choice, 252nd overall, in the 1996 NFL Draft...Signed by Cleveland as an unrestricted free agent on February 24, 2000.

**Career Highlights:** Had the longest fumble return in Green Bay Packer history – 88 yards (off a Mike Tomczak fumble) – at Pittsburgh on Nov. 9, 1998 to score the initial touchdown of his NFL career...Later in the '98 season, added his second touchdown of the year – a 33-yard interception runback after picking off a Steve Stenstrom pass on Dec. 27, 1998.

### Seasonal Reviews

**1999:** Appeared in all 16 regular-season games for the Packers including two starting assignments...Recorded 32 total tackles, including 21 solo, 8.0 sacks and 4 fumble recoveries...His 32 tackles were a career-high and his 8.0 sacks tied a career high...Returned 2 opponent fumble recoveries for touchdowns in 1999 to tie both the NFL (done by many players) and Green Bay (Mike Douglass in 1983) single-season records...Scooped up a Todd Sauerbrun fumble just before halftime and raced 45 yards for his third NFL touchdown, giving Green Bay 21-10 lead in eventual 35-19 victory at Chicago (12/5); he also recorded 2 third-quarter sacks of the Bears' Shane Matthews (matching his season best) among a season-high 4 total tackles...Pulled in an airborne Steve Beuerlein fumble early in Carolina game (12/12) and returned it 18 yards for a touchdown...Forced a fumble, which he himself recovered, in sacking the Buccaneers' Trent Dilfer late in 26-23 victory over Tampa Bay (10/10)...Had first posted a season-high 2 sacks vs. the Lions (9/19) in return to his hometown of Detroit...Halted a Bears drive deep into Green Bay territory by stripping back Curtis Enis of the ball, then making the recovery, against Chicago (11/7)...Knocked the ball out of the

### HEIGHT

6-3

### WEIGHT

273

### COLLEGE

Ball State

### BIRTH DATE

Oct. 17, 1973

### HOW ACQUIRED

UFA (G.B.) – '00

### YEAR IN NFL

5th

# PLAYERS

## VETERANS

KEITH MCKENZIE *continued*

hand of Vikings QB Jeff George for an early sack, 29-yard loss, in game at Minnesota (12/20) while tying his season high with 4 stops...Forced a fumble by the Cowboys' Chris Warren at Dallas (11/14)...Had opened the year with a sack of the Raiders' Rich Gannon on Oakland's final, last-gasp drive in 28-24 Green Bay victory (9/12)...Recorded 3 tackles, plus 1 pass defended, at Denver (10/17)...Also had 3 stops, including a sack of Jim Harbaugh, in victory at San Diego (10/24) before leaving the contest early due to cramps...Forced a fumble in Monday night win at San Francisco (11/29).

**1998:** Saw regular duty as an outside speed rusher in passing situations while playing in all 16 games for the second straight year...Typically entered the game at right defensive end in long-yardage situations, with Vonnie Holliday moving inside to tackle...Tied Holliday for second on the team in sacks with a career-high 8...Led the club with 3 fumble recoveries...Also had 26 tackles, 20 solo, 1 interception, 1 forced fumble, 3 passes defended and 1 blocked extra point...Contributed 3 special teams tackles, 2 solo on special teams...Became only the 10th player in team history to score two-or-more defensive touchdowns in the same season...Had the longest fumble return in Packers history—88 yards—at Pittsburgh (11/9) to score the initial touchdown of his NFL career (and his first since playing junior varsity football in high school), when he picked up a Mike Tomczak fumble and raced 88 yards untouched to break the previous team record of 76 yards, set by Scott Stephen in 1989...Later added his second touchdown of the year – a 33-yard interception runback after picking off a Steve Stenstrom pass – for the game's opening score in eventual 16-13 victory at Chicago in regular-season finale (12/27), picking off a Steve Stenstrom pass...With Holliday sidelined by injury, had played the majority of the game at right end one week earlier in win over Tennessee (12/20), making a career-high 6 tackles...Enjoyed one of his better games of the year in mid-season victory over San Francisco, sacking 49ers QB Steve Young, batting down a Young pass and blocking a PAT attempt...Had an outstanding game rushing the passer at Cincinnati (9/20), registering 1.5 sacks of Neil O'Donnell...Posted a season-high 2 sacks, including a forced fumble (which he recovered) to halt a fourth quarter drive which had reached the Green Bay 15-yard line, in the Packers 23-15 win over Tampa Bay (9/13)...Also had sacks against Detroit (9/6), Philadelphia (11/29) and Chicago (12/13), sharing a sack with Reggie White in rematch vs. Lions (10/15)...Made 1 solo tackle in play-off loss at San Francisco.

**1997:** Stepped up his personal production on defense dramatically during the playoffs after seeing primarily special teams duty throughout the regular season...Played in all 16 regular-season games for the first time as a pro, he also got into each of the club's three playoff contests, including Super Bowl XXII...Registered 3 sacks during the postseason to tie the Broncos' Neil Smith and the Bucs' Warren Sapp for the NFL lead...Sacked Young twice in the fourth quarter of NFC Championship Game win at San Francisco (1/11), the first of which, on a fourth down deep in 49ers territory, resulted in a Dorsey Levens touchdown for Green Bay's final points in 23-10 triumph, while the second snuffed out the 49ers last gasp scoring effort when he knocked the ball loose from Young and teammate Paul Frase recovered...One week earlier in the divisional playoff, sacked the Buccaneers' Trent Dilfer for a 15-yard loss in the final period of 21-7 win over Tampa Bay (1/4)...Finished fourth on the club in special teams tackles during the regular season with 12, equaling his career-high with 2 at Indianapolis (11/16)...Posted 1.5 sacks among his 3 total tackles in limited regular-season play on defense...Had a season-high 2 tackles, including 0.5 sack, in win over St. Louis (11/9)...Recorded 1 sack vs. Detroit (11/2), dropping Lions' QB Scott Mitchell late in the game...Led the team in sacks during the preseason (2.5) for the second straight year.

**1996:** Made an immediate impression on the Green Bay coaching staff as a rookie when he led the NFL in sacks during the preseason with 5.5...Played in 10 regular-season games and in all three postseason contests, including Super Bowl XXXI...Was inactive for the club's other six games...Along with 1 sack and 1 forced fumble, posted 5 tackles during the regular season, including a season-high 2 tackles on Monday Night vs. Philadelphia (9/9)...Picked up the first 'full' sack as a pro in NFC Championship Game win over Carolina (1/12), felling the Panthers' Kerry Collins late in the contest...Followed that performance up by registering 2 special teams tackles in the first half of Green Bay's Super Bowl triumph over New England (1/26)...Earlier had established his career-high of 2 special teams stops in regular season finale vs. Minnesota (12/22)...Totalled 5 total tackles on kickoff and punt coverage over the course of the regular season...Forced a fumble by Rams quarterback Tony Banks late in the Packers' 24-9 victory at St. Louis (11/24), sharing a sack with teammate Wayne Simmons on the same play...Had split a sack with Shannon Clavelle early in the season, when the pair got together to drop San Diego's Sean Salisbury (9/15)...Was the second of two seventh-round



KEITH MCKENZIE *continued*

VETERANS

draft choices (252nd overall) by Green Bay in 1996.

**College:** Two-year starter and three-time letterman (1993-95) at Ball State...Played linebacker his first three years before switching to defensive end as a senior...Left as school's all-time sacks leader with 25 after pacing Cardinals in this category in each of his last two seasons...Recorded 195 career tackles (121 solo), including 33 for loss, as well as 3 fumble recoveries, 1 forced fumble, 1 interception, 3 passes defended and 2 blocked punts...Was an All-Mid American Conference First-Team pick by league coaches and *Football News* as a senior...Also received team's MVP award and served as a tri-captain in 1995, when he led the squad with 11 sacks (15th in the nation) and the MAC with 18 tackles for loss...Paced the team in sacks with 9 among a career-best 82 tackles as a junior...Posted a career-high 18 tackles at Toledo...Named MAC 'Defensive Player of the Week' vs. Western Michigan, when he registered 7 tackles and 4 sacks...Played in every game, including the Las Vegas Bowl, his sophomore campaign...Saw action in six 1992 games, though he did not letter...Was redshirted in 1991...Played in four games for Ball State's basketball team as a senior and also competed in the shot put for the school at one track meet, placing third...Earned a B.S. degree in history.

**Personal:** Given name Keith Derrick McKenzie...Born in Detroit...Single...Was an all-conference and all-metro selection at Highland Park (Mich.) High School...Played offensive guard and linebacker, earning three letters...Had 65 tackles, 4 sacks and 2 interceptions as a senior...Also served as team's punter, averaging 40 yards per kick...Lettered three times in track, he competed in the 200-meter dash (best time was 23.9) and was a state qualifier in the shot put (best mark was 55'0")...Also lettered twice in wrestling and once in tennis...Uncle, Reggie McKenzie, played for the Buffalo Bills (1972-82) and Seattle Seahawks (1983-84)...Served as a training camp ball boy for the Seahawks for three summers while in high school...Worked with his uncle's charity, the 'Reggie McKenzie Foundation' in Detroit...Hobbies include basketball, fishing and hunting.

### MCKENZIE'S SINGLE-GAME CAREER HIGHS

**TACKLES:** 6 vs. Tennessee 12/20/98

**SACKS:** 2 (3 times) Last: at Chicago 12/5/99

**FUMBLE RECOVERIES:** 1 (7 times) Last: vs. Tampa Bay 10/10/99

**FORCED FUMBLES:** 1 (7 times) Last: at San Francisco 11/29/99

### MCKENZIE'S DEFENSIVE STATISTICS

Year	TACKLES			Sacks No./Yds	Int's No./Yds	Passes Def.	Fumbles Rec./For.	Special Teams Tackles
	Total	Solo	Asst.					
1996 (G.B.)	5	2	3	1	0/0	0	0/1	5
1997 (G.B.)	3	1	2	1.5	0/0	0	0/0	12
1998 (G.B.)	26	20	6	8.0	1/33	3	3/1	3
1999 (G.B.)	32	21	11	8.0	0/0	0	4/0	1
<b>Career</b>	<b>66</b>	<b>44</b>	<b>22</b>	<b>18.5</b>	<b>1/33</b>	<b>3</b>	<b>7/2</b>	<b>21</b>

## VETERANS



# 66 JEREMY MCKINNEY

## OFFENSIVE TACKLE

**Games Played/Started:** 1998 (0/0); 1999 (0/0).

**Career Totals:** 0 games, 0 starts.

**Career Transactions:** Signed by the St. Louis Rams as an undrafted free agent April 24, 1998...Waived by St. Louis Aug. 31, 1998...Signed by Rams to practice squad Sept. 1, 1998...Signed to Rams active roster Dec. 19, 1998...Waived by St. Louis Sept. 7, 1999...Signed to Detroit practice squad Oct. 12, 1999...Waived by Detroit Nov. 9, 1999...Signed by St. Louis to practice squad Nov. 24, 1999...Signed by Cleveland to the active roster from St. Louis practice squad Dec. 16, 1999.

### Seasonal Reviews

**1999:** Waived by St. Louis Sept. 7, 1999...Signed to Detroit practice squad Oct. 12, 1999...Waived by Detroit Nov. 9, 1999...Signed by St. Louis to practice squad Nov. 24, 1999...Signed by Cleveland to active roster from St. Louis practice squad Dec. 16, 1999.

**1998:** Signed by St. Louis as an undrafted free agent April 20, 1998...Waived by St. Louis Aug. 31, 1998...Signed to Rams practice squad Sept. 1, 1998...Signed to Rams active roster Dec. 19, 1998...Was listed inactive for the Rams final two regular-season games.

### HEIGHT

6-6

### WEIGHT

301

### COLLEGE

Iowa

### BIRTH DATE

Jan. 6, 1976

### HOW ACQUIRED

FA - '99

### YEAR IN NFL

1st

**College:** Started all 12 games at right tackle both junior and senior seasons for Iowa...Started five games at left tackle sophomore season...Played both offensive and defensive tackle as a true freshman...Had 22 tackles, 1 sack and 1 pass defense...Sociology major.

**Personal:** Born Jeremy Adam McKinney Jan. 6, 1976 in Huntington Park, Calif....Attended Horizon High School in Brighton, Colo....Earned All-America honors from SuperPrep, Tom Lemming and Blue Chip senior season...*Rocky Mountain News* defensive player of the year...Lettered three years in football, basketball and baseball...Married.



# TIM McTYER 22

SAFETY



**Games Played/Started:** 1997 (10/0); 1998 (16/1); 1999 (2/2).

**Career Totals:** 28 games, 3 starts.

**Career Transactions:** Signed by the Indianapolis Colts as an undrafted free agent April 28, 1997...Released by Colts August 18, 1997...Signed to Philadelphia Eagles practice squad Aug. 27, 1997...Released by Philadelphia Sept. 2, 1997...Signed to Philadelphia's practice squad Sept. 18, 1997...Signed to the Eagles 53-man roster Oct. 17, 1997...Selected by the Cleveland Browns Feb. 9, 1999 in the 1999 NFL Expansion Draft.

**Career Highlights:** Received action in all 16-regular season games with Philadelphia in 1998, including his first NFL start vs. Dallas on Nov. 2, 1998 on Monday Night Football at free safety...Recorded his first career NFL interception off Packers' quarterback Brett Favre at Green Bay on Nov. 29, 1998.

## Seasonal Reviews

**1999:** Selected by the Browns in the 1999 Expansion Draft and came into to training camp where he earned the starting free safety position...Started the first two games of the regular season before fracturing his left forearm in Week 2 at Tennessee (9/19) and was placed on Injured Reserve on Sept. 30...In two regular-season games, totaled 16 tackles, 14 solos...Started Week 1 vs. Pittsburgh (9/12) at free safety and was tied for second on the team with 10 solo tackles...Also established a single-game career high with 10 tackles...Week 2 at Tennessee (9/19) started at free safety and recorded 6 tackles, 4 solos and 2 assists...Left the game late in the second quarter with a left arm stinger...Returned in the third quarter and left midway through the third quarter with a left forearm fracture...Listed as inactive due to arm injury Week 3 at Baltimore (9/26)...Placed on Injured Reserve on Sept. 30, 1999 with an arm injury.

**1998:** In his second year with Eagles, appeared in all 16 regular-season games, including his first NFL start (10/18) at San Diego...Recorded 42 tackles (35 solo) and 0.5 sacks...Opened the season as the Eagles' nickel back...Saw extensive action at Atlanta (9/13) and split a sack of quarterback Chris Chandler with defensive end Hugh Douglas...Partially blocked a punt by Denver's Tom Rouen Oct. 4 and eventually recovered the loose ball...Made his first NFL start Nov. 2 vs. Dallas on Monday Night Football and responded with a season high 7 solo tackles.

**1997:** Signed by Indianapolis following the 1997 NFL Draft...Released by Colts and signed to the Eagles practice squad on Aug. 27...Released by Eagles Sept. 2...Resigned to Philadelphia's practice squad Sept. 18...Signed to the Eagles 53-man roster Oct. 17 when cornerback Bobby Taylor was placed on Injured Reserve list due to a season-ending knee injury...Saw action in 10 games, predominantly on special teams where he made 8 tackles...Late in the season, however, when injuries hobbled the secondary, McTyer earned playing time in the dime package in games 14-16...Was credited, along with fellow defensive backs Randy Kinder and Matt Stevens, by Head Coach Ray Rhodes with improving the Eagles special teams as the season progressed.

**College:** Earned All-Western Athletic Conference honors as a senior at BYU...Was a team captain that year when he made 3 interceptions, including 2 at Hawaii...Earned Second-Team All-WAC honors as a junior with 4 interceptions, including 60-yard return for touchdown vs. San Diego State...Transferred to BYU from Los Angeles Southwest JUCO, where he earned First-Team All America honors.

**Personal:** Single, with one son, Torry, 5...Majored in sociology...Has three brothers and two sisters...Was a running back and track star (100-, 200-, and 4x100 meters) at Washington High in Los Angeles...Played Pop Warner football with running back Sharmon Shaw (who changed his name to Karim Abdul-Jabbar at UCLA),

## HEIGHT

5-11

## WEIGHT

191

## COLLEGE

Brigham Young

## BIRTH DATE

Dec. 14, 1975

## HOW ACQUIRED

ED (Phi.) - '99

## YEAR IN NFL

4th

# PLAYERS

## VETERANS

TIM McTYER *continued*

Darian Hagan (Colorado) and running back Ahman Green (Seattle Seahawks)...Timothy Thomas McTyer was born Dec. 14, 1975 in Los Angeles, Calif.

### McTYER'S SINGLE-GAME CAREER HIGHS

**TACKLES:** 10 vs. Pittsburgh (9/12/99)

**SACKS:** 0

**INTERCEPTIONS:** 1 at Green Bay (11/29/98)

**INTERCEPTION RETURN YARDS:** 18 at Green Bay (11/29/98)

**PASSES BROKEN UP:** 1 at Arizona (9/20/98) and at Washington (11/15/98)

### McTYER'S DEFENSIVE STATISTICS

Year	TACKLES			Sacks No/Yds	Int's No/Yds	Passes Def.	Fumbles Rec./For.	Special Teams Tackles
	Total	Solo	Asst.					
1997 (Phi.)	2	2	0	0/0	0/0	0	0/0	8
1998 (Phi.)	42	35	7	0.5/0	1/18	2	0/0	11
1999 (Cle.)	16	14	2	0/0	0/0	0	0/0	0
<b>Career</b>	<b>60</b>	<b>51</b>	<b>9</b>	<b>0.5/0</b>	<b>1/18</b>	<b>2</b>	<b>0/0</b>	<b>19</b>



## 98 ARNOLD MILLER

DEFENSIVE LINEMAN

**Games Played/Started:** 1999 (9/0).

**Career Totals:** 9 games, 0 starts.

**Career Transactions:** Signed by Browns as rookie free agent on April 23, 1999.

**Career Highlights:** Made Browns' roster in 1999 as a rookie free agent, appearing in his first NFL game on Sept. 12, 1999 against the Pittsburgh Steelers... Recorded his first career sack when he dropped St. Louis Rams QB Kurt Warner for 11 yards on Oct. 24, 1999.

#### Seasonal Reviews

**1999:** First-year undrafted rookie free agent earned a roster spot during training camp...Played in nine regular-season games and finished the season with 13 tackles (11 solos)...Appeared in his first NFL game Week 1 vs. Pittsburgh and played right defensive end with 2 solo tackles...Blocked an extra point attempt in the fourth quarter vs. Steelers...Week 2 at Tennessee 9/19 played in a reserve role at right defensive end and recorded 1 quarterback pressure on Titans QB Neil O'Donnell...Played in a reserve role at right defensive end Week 3 at Baltimore

9/26 and recorded 1 solo tackle...Also played on special teams with 1 solo tackle...Week 4 vs. New England 10/3 saw reserve action at defensive end and played on special teams...Week 5 vs. Cincinnati 10/10 saw action at defensive end with 2 tackles, including 1 solo...Also played on special teams...Saw action at defensive end Week 6 at Jacksonville 10/17 with 3 tackles, including 2 solos...Also played on special teams...Week 7 at St. Louis 10/24 saw action at defensive end and made 3 solo tackles...Recorded his first career sack of Rams QB Kurt Warner for 3 yards and 1 hit on Warner...Also played special teams...Listed as inactive Week 8 vs. New Orleans...Played defensive end Week 9 vs. Baltimore 11/7 with 1 solo tackle and played special teams with 1 tackle...Week 10 at Pittsburgh 11/14 played defensive end with 1 solo tackle...Also played special teams with 1 solo tackle...Listed as inactive for the final six weeks of the regular season (Weeks 11-16).



ARNOLD MILLER *continued*

VETERANS

**College:** Four-year letterman and two-year starter...Career totals included 44 games, 21 starts, 91 total tackles, 63 solo, 23 tackles for losses (95 yards), 11 sacks (69 yards), 3 forced fumbles and 1 recovered fumble...Started 11 games as senior at ROLB and totaled 33 tackles, 21 solo, 10 tackles for losses, 5 sacks and 1 forced fumble...Saw action in 11 games with 10 starts at LDE as junior and recorded 21 tackles, 18 solo, 8 tackles for loss and 5 sacks...Saw reserve action in 11 games as sophomore and totaled 25 tackles, 14 solo, 3 tackles for losses, 1 forced fumble and 1 recovered fumble...Saw reserve action in 11 games as freshman and posted 12 tackles, 10 solo, 2 tackles for loss, 1 sack and 1 forced fumble...Majored in communications.

**Personal:** Born Jan. 3, 1975, in New Orleans, La....Currently working towards his graduate degree in Kiniesology at Baldwin Wallace University (Berea, OH)...Active in his participation within Cleveland community by donating his time with the United Way's Hometown Huddle program, and spends time with children by visiting the Second Harvest Food Bank and Rainbow Babies and Children's Hospital...Attended George Washington Carver (La.) High School...Married (Cordia) and have a son, Wellington...Resides in Baton Rouge, La.

## MILLER'S SINGLE-GAME CAREER HIGHS

TACKLES: 3 at St. Louis 10/24/99

SACKS: 1 at St. Louis 10/24/99

PASSES BROKEN UP: 0

## MILLER'S DEFENSIVE STATISTICS

Year	TACKLES			Sacks No/Yds	Int's No/Yds	Passes Def.	Fumbles Rec./For.	Special Teams Tackles
	Total	Solo	Asst.					
1999 (Cle.)	13	11	2	1/3	0/0	0	0/0	3
<b>Career</b>	<b>13</b>	<b>11</b>	<b>2</b>	<b>1/3</b>	<b>0/0</b>	<b>0</b>	<b>0/0</b>	<b>3</b>

**Additional Stats:** Blocked Kicks: 1 (PAT) vs. Pittsburgh 9/12/99

# JAMIR 95

## MILLER

### LINEBACKER



**Games Played/Started:** 1994 (16/0); 1995 (10/9); 1996 (16/16); 1997 (16/16); 1998 (16/16; 2/2); 1999 (15/15).

**Career Totals:** 89 games, 72 starts.

**Postseason Totals:** 2 games, 2 starts.

**Career Transactions:** Originally selected by Arizona in the first round, 10th overall, of the 1994 NFL Draft...Signed by Cleveland as an unrestricted free agent May 13, 1999.

**Career Highlights:** Started entire 1996 season with Arizona at right outside linebacker, finishing fourth on the team with 115 combined tackles...Assumed left linebacker role vacated by Seth Joyner (free-agent signee by Green Bay) in '97 and improved with 139.5 tackles, 5.5 quarterback sacks, and 6 tackles for loss...Breakout season in 1998 with team-best 150 tackles (87 solos), 3 quarterback sacks, and 2 fumble recoveries...Owns six-year totals of 620 tackles and 18 quarterback sacks...Scored first NFL touchdown on lateral vs. Washington Dec. 15, 1996 as Miller rumbled the final 26 yards into the end zone.

**HEIGHT**  
6-5

**WEIGHT**  
266

**COLLEGE**  
UCLA

**BIRTH DATE**  
Nov. 19, 1973

**HOW ACQUIRED**  
UFA (Ari.) - '99

**YEAR IN NFL**  
7th

### Seasonal Reviews

**1999:** Started 15 regular-season games at the right linebacker position in the Browns 4-3 defensive scheme and ranked second on the team with 147 total tackles, 107 solo, and led the team in total tackles on seven different occasions...Also ranked second on club with 4.5 sacks for 24.0 yards, was tied for fourth with 10 quarterback hits and added 2 passes defended...Recorded eight games with 10 or more tackles and reached a career-high 14 tackles 3 times...Established a career-high 14 tackles, 11 solo, Week 3 at Baltimore 9/26 in the Browns 17-10 setback vs. the Ravens and added 2 quarterback hits on Ravens QB Stoney Case...Week 7 at St. Louis 10/24 left the game in the second quarter with a left shoulder sprain...Was listed as inactive Week 8 at New Orleans 10/31 with the shoulder injury...Returned to action Week 9 vs. Baltimore 11/7 and led the team with 8 tackles...In Week 11 vs. Carolina 11/21 led the and tied his career high with 14 tackles, 10 solo...Reached the 14 tackle plateau again Week 15 vs. Jacksonville 12/19 as his 14 tackles, 11 solo, tied his career high and marked the third-time this season he reached the 14 tackle mark...Game 1 vs. Pittsburgh 9/12: Started at right linebacker and recorded 9 tackles, 7 solos and 2 assists, and 1 quarterback hit...Game 2 at Tennessee 9/19: Led the team with 12 tackles, including 11 solos and 1 assist...Also recorded 1 quarterback pressure...Game 3 at Baltimore 9/26: Started at right linebacker and led the team with 14 tackles, establishing a new career high...His 14 tackles included 11 solo tackles and 3 assists...Also recorded 2 quarterback hits...Game 4 vs. New England 10/3: Started at right linebacker and recorded 12 tackles, including 9 solos...Was second on the team with 12 tackles and also ranked second with nine solo...Registered 1.5 sacks for 12 yards and also recorded a hit on Patriots QB Drew Bledsoe...Game 5 vs. Cincinnati 10/10: Started at right linebacker and led the team with 13 tackles, including 11 solo...Registered 2 sacks of Bengals QB Akili Smith for 5 yards and also recorded 1 hit on Smith...Game 6 at Jacksonville 10/17: Started at right linebacker and was tied for third on the club with 7 tackles, including 6 solos...Also recorded 2 hits on Jaguars quarterback Mark Brunell...Game 7 at St. Louis 10/24: Started at right linebacker and recorded 2 solo tackles...Left the game in second quarter with a left shoulder sprain and did not return...Game 8 at New Orleans 10/31: Inactive due to shoulder injury...Game 9 vs. Baltimore 11/7: Started at right linebacker and led the team with 8 tackles, including 4 solos...Game 10 at Pittsburgh 11/14: Started at right linebacker and had 10 tackles, including 8 solos and 1 pass broken up...Also recorded 1 sack on Steelers QB Kordell Stewart for 7 yards...Game 11 vs. Carolina 11/21: Started at right side linebacker and led the team with 14 tackles, including 10 solos...His 14 tackles tied a career high...Game 12 vs. Tennessee 11/28: Started at right side linebacker and had 5 tackles, including 4 solos and 1 hit on Titans QB Steve McNair...Game 13 at San Diego 12/5: Started at right side linebacker with 7 tackles, including 4 solos and 1 hit on Chargers QB Jim Harbaugh...Game 14 at Cincinnati 12/12: Started at right linebacker and was second on the club with 9 tackles, including 4 solos...Game 15 vs. Jacksonville 12/19: Started at right linebacker and led the club with 14 tackles, including 11 solos, and 1 pass broken up...His 14 tackles tied a career high and marked the third time this season he has reached the 14 tackle mark...Game 16 vs. Indianapolis 12/26: Started at right linebacker and led the team with 11 tackles, including 5 solos.

**1998:** Cards' leading tackler despite playing final 13 games and playoffs with dislocated left wrist...Shouldered much of the defensive load during second half of season after Pro Bowl defensive tackle Eric Swann was limited to action in only first seven games due to knee injury...Opened season at Dallas (Sept. 6) with 6 tackles, 2 hurries, and batted away a pass...Collected 11 overall tackles at Seattle (Sept. 13), recovered a fumble after Eric Swann sacked Seahawk passer Warren Moon, and later nailed Moon on a sack for 8-yard loss in third quarter...Collected 6 tackles, forced a fumble by Eagle running back Duce Staley, and recorded a hurry in 17-3 win over Philadelphia (Sept. 20) in home opener before leaving game with dislocated bone in left wrist...Though he practiced on limited basis entire week due to casted left hand/wrist, played entire game at St. Louis (Sept. 27) in valiant fashion with 9 combined stops in 20-17 victory...Led defense with outstanding effort vs. Oakland (Oct. 4) with 13 tackles, 1 sack, forced Raider passer Donald Hollas to cough up the ball in third quarter, and batted down 2 passes...Led defense at N.Y. Giants (Oct. 18) with 11 tackles...Registered 10 tackles overall in 17-15 win at Detroit (Nov. 1)...Registered 5 solo stops and 2 assists vs. Washington (Nov. 8), along with a hurry and tackled Redskin passer Trent Green for an 8-yard loss after the quarterback caught his own pass attempt that was batted into the air by Cardinals linebacker Tony McCombs in 29-27 win...Double-digit effort again vs. Dallas (Nov. 15) with 13 combined stops...In return match with Washington (Nov. 22), recorded 6 tackles, 2 pressures, and a key sack in second quarter that pushed Redskins back to 34-yard line



JAMIR MILLER *continued*

## VETERANS

as resulting Cary Blanchard 52-yard field goal fell just short in 45-42 win...Active outing at Kansas City (Nov. 29) with 4 solo stops, 6 assists, and got to Chief passer Rich Gannon a combined 5 times (3 hurries, 2 hits)...Held defense together at Philadelphia (Dec. 13) with 4 solo tackles, 4 assists, 1 stop for loss, and batted down a pass...Impressive effort in 19-17 win over New Orleans (Dec. 20) with team-high 13 tackles, including 8 solos, 5 assists, 1 stop for loss, batted down a pass, and recovered a fumble after teammate Patrick Sapp blind-sided Saint passer Kerry Collins in third quarter as Cards turned the possession into a touchdown and 13-10 advantage...Active game in season finale win over San Diego (Dec. 27) in both run support and passing game with 9 tackles, 1 hurry, and batted down 2 passes...Paced a high-strung and energized Card defense in Wild Card playoff at Dallas (Jan. 2) with 12 solo tackles, 3 assists, 1 stop for loss, and two quarterback sacks in 20-7 victory...Came free and nailed Dallas passer Troy Aikman for 10-yard loss on fourth-and-one play in fourth quarter...Earlier in third period made huge play with his first sack, this time with Dallas at the Cardinal 35-yard line to push ball back to the 41-yard line and eventually force a Cowboy punt...Posted 9 tackles and batted down 1 pass in divisional playoff loss at Minnesota (Jan. 10).

**1997:** Blossomed into complete linebacker in fourth season with 139.5 tackles (63.5 solo), 5.5 quarterback sacks, 11 quarterback hurries, 6 tackles for loss, 6 passes defended, and 1 forced fumble...Consistency was his trademark with either a sack, tackle for loss, quarterback hurry or pass defended in 14 of 16 games...Moved from right side to left linebacker as replacement for departed Seth Joyner (Green Bay)...Opened season with 13 tackles, 1 sack and 1 tackle for loss at Cincinnati (Aug. 31)...6 tackles and a hurry and forced Cowboy passer Troy Aikman into intentional grounding penalty in second quarter on second-and-four play, helping to force a punt in 25-22 overtime win in home opener against Dallas (Sept. 7)...Active game at Washington (Sept. 14) with 3 solo tackles, 5 assists, 1 tackle for loss, 1 sack, and 1 deflected pass...In one series, nailed running back Terry Allen for a 1-yard loss on first down, broke up a pass on second down, then sacked Redskin passer Gus Frerotte on third down...Led defense with 11 tackles and batted down a pass at Tampa Bay (Sept. 28)...9 combined tackles, sacked Viking passer Brad Johnson, and forced a fumble in another solid all-round effort vs. Minnesota (Oct. 5)...8 tackles and 2 hurries at Philadelphia (Oct. 19), including a pressure in the first quarter that resulted in Eagle passer Rodney Peete hurrying his throw as Simeon Rice made a diving interception...10 tackles vs. Tennessee (Oct. 26), including a shared sack with tackle Eric Swann and 1 solo sack of Oiler passer Steve McNair in second half for 10-yard loss...6 overall stops in 31-21 win over Philadelphia (Nov. 2)...9 tackles at Dallas (Nov. 9), including his fifth sack of the season, and batted away a pass...6 tackles and 2 hurries at N.Y. Giants (Nov. 16)...Active day with 10 tackles and batted down 2 passes in coverage schemes in 16-13 victory at Baltimore (Nov. 23)...11 combined stops, including 1 for loss, and flushed Washington passer Gus Frerotte out of the pocket numerous times vs. Washington (Dec. 7)...6 tackles, a hurry, and a stop for loss at New Orleans (Dec. 14)...Team-best 13 tackles, his seventh double-digit game of the season, in season-ending 29-26 win over Atlanta (Dec. 21).

**1996:** Installed as starting outside linebacker from outset of season...Recorded 53 solo tackles and 62 assists...Also added 1 sack, 3 pressures, 3 tackles for loss, 4 passes defended, 1 fumble recovery, and 1 forced fumble...Scored first NFL touchdown on lateral from Swann vs. Washington (Dec. 15)...Swann had returned a Washington fumble 11 yards...Miller rumbled the final 26 yards into the end zone...9 tackles and deflected a pass in opener at Indianapolis (Sept. 1)...6 tackles and a sack of Dolphin passer Dan Marino vs. Miami (Sept. 8)...10 tackles in 28-14 win at New Orleans (Sept. 22)...5 stops and a fumble recovery the next week to aid a 31-28 overtime thriller over St. Louis (Sept. 29)...9 tackles each of the next two weeks at Dallas (Oct. 13) and in 13-9 win over Tampa Bay (Oct. 20)...12 tackles, a hurry, and a tackle for loss at N.Y. Giants (Nov. 3)...5 tackles, knocked down a pass, and stripped Redskin running back Terry Allen of the ball as Cardinals converted possession into 3-0 lead in first quarter of 37-34 overtime win at Washington (Nov. 10)...7 tackles in consecutive wins vs. N.Y. Giants (Nov. 17) and Philadelphia (Nov. 24)...Only 1 assist vs. Washington (Dec. 15)...10 tackles and a pair of pressures in season finale at Philadelphia (Dec. 22).

**1995:** Started nine of 10 games...33.5 solo stops and 17 assists for 50.5 combined tackles plus 1 sack...Missed first four games of the season while serving league-imposed suspension...5.5 tackles, 1 hurry and 2 tackles for loss vs. Kansas City (Oct. 1) in first action of the season...7.5 tackles at N.Y. Giants (Oct. 8)...7 stops, forced a fumble, and returned another 26 yards in 20-14 overtime win against Seattle (Oct. 29)...8 combined tackles and his second fumble recovery vs. Minnesota (Nov. 12)...7.5 tackles, including 2 for losses, along with a sack and recovery of a blocked field goal vs. the N.Y. Giants (Nov. 30)...Played most of the first

# PLAYERS

## VETERANS

JAMIR MILLER *continued*

half at San Diego (Dec. 9) with 4 tackles, a hurry and a pass deflection before suffering an ankle injury that landed him on the injured reserve list for the rest of the season.

**1994:** Ended rookie season with 18 tackles, 3 sacks, 10 hurries, and 3 tackles for loss...Finished with a flurry of production in season finale at Atlanta (Dec. 24) with 4 tackles, 5 hurries, 2 sacks, 1 forced fumble and 2 tackles for loss...Closed season with team-high 20 tackles on special teams...3 solo tackles in opener at the L.A. Rams (Sept. 4), including a sack to force a punt with nine minutes remaining when he ran down Ram quarterback Chris Miller from behind...3 stops late in the game at Cleveland (Sept. 18)...Provided 1 tackle and a hurry in 17-7 win over Minnesota (Oct. 2)...Came off the bench in fourth quarter for injured starter Seth Joyner (ankle) vs. Pittsburgh (Oct. 30) and combined 5 tackles and 1 hurry with 2 stops on kickoff coverage in 20-17 overtime win...With Wilber Marshall (ankle) inactive, provided constant pressure on Falcon passers Bobby Hebert and Jeff George in extended action at Atlanta (Dec. 24)...Cards' first-round pick (10th overall) after declaring for the NFL Draft after his junior season.

**College:** Collected numerous All-America honors at UCLA in 1993...Finalist for Dick Butkus Award given annually to the nation's top linebacker...69 tackles, 12.5 sacks, and 18 tackles for loss in final collegiate season for Bruins.

**Personal:** Prep All-America at El Cerrito (Calif.) H.S. with 486 tackles, 32 sacks, 3 interceptions, 6 fumble recoveries, and 22 forced fumbles in three seasons...Also excelled in track, advancing to the state finals in the 200-meter dash and 4x100-meter relay as a junior...Times of 10.89 seconds in the 100-meter dash and 22.1 seconds in 200 meters...Cousin Mark Gunn is a former defensive lineman for the N.Y. Jets who played collegiately at Pitt...Political science major at UCLA...Raised in Oakland, Calif...Wife Racquel...Daughter Ashlynn...Through his work with women's groups, established a foundation, the Jamir Miller Foundation, to benefit the Temple House in Cleveland for battered women.

### MILLER'S SINGLE-GAME CAREER HIGHS

**TACKLES:** 10 at Detroit (11/1/98)

**SACKS:** 0

**PASS DEFENSED:** 1 at St. Louis (9/27/98); vs. Washington (11/8/98)

**INTERCEPTIONS:** 1 at Detroit (11/1/98)

**INTERCEPTION RETURN YARDS:** 14 at Detroit (11/1/98)

### MILLER'S DEFENSIVE STATISTICS

Year	TACKLES			Sacks No/Yds	Int's No/Yds	Passes Def.	Fumbles Rec./For.	Special Teams Tackles
	Total	Solo	Asst.					
1994 (Ari.)	18	13	5	3/32	0/0	0	0/0	20
1995 (Ari.)	50.5	33.5	17	1/7	0/0	1	2/0	0
1996 (Ari.)	115	53	62	1/5	0/0	4	1/0	0
1997 (Ari.)	139.5	63.5	76	5.5/49.5	0/0	6	0/0	0
1998 (Ari.)	150	87	63	3/15	0/0	7	1/2	0
1999 (Cle.)	147	107	40	4.5/24	0/0	2	0/0	0
<b>Career</b>	<b>620</b>	<b>357</b>	<b>263</b>	<b>18/132.5</b>	<b>0/0</b>	<b>20</b>	<b>4/2</b>	<b>20</b>



## MILLER'S 1999 GAME-BY-GAME DEFENSIVE STATISTICS

Year	TACKLES			Sacks No/Yds	Int's No/Yds	Passes Def.	Fumbles Rec./For.
	Total	Solo	Asst.				
9/12 vs. Pit.	9	7	2	0/0	0/0	0	0/0
9/19 @ Ten.	12	11	1	0/0	0/0	0	0/0
9/26 @ Bal.	14	11	3	0/0	0/0	0	0/0
10/3 vs. N.E.	12	9	3	1.5/12	0/0	0	0/0
10/10 vs. Cin.	13	11	2	2/5	0/0	0	0/0
10/17 @t Jac.	7	6	1	0/0	0/0	0	0/0
10/24 @ St. L.	2	2	0	0/0	0/0	0	0/0
10/31 @ N.O.				Inactive (shoulder)			
11/7 vs. Bal.	8	4	4	0/0	0/0	0	0/0
11/14 @ Pit.	10	8	2	1/7	0/0	1	0/0
11/21 vs. Car.	14	10	4	0/0	0/0	0	0/0
11/28 vs. Ten.	5	4	1	0/0	0/0	0	0/0
12/5 @ S.D.	7	4	3	0/0	0/0	0	0/0
12/12 @ Cin.	9	4	5	0/0	0/0	0	0/0
12/19 vs. Jac.	14	11	3	0/0	0/0	1	0/0
12/26 vs. Ind.	11	5	6	0/0	0/0	0	0/0
<b>Totals</b>	<b>147</b>	<b>107</b>	<b>40</b>	<b>4.5/24</b>	<b>0/0</b>	<b>2</b>	<b>0/0</b>

# MARTY MOORE 55

LINEBACKER



**Games Played/Started:** 1994 (16/4, 1/1); 1995 (16/2); 1996 (16/0, 3/0); 1997 (16/0, 2/0); 1998 (14/2, 1/1); 1999 (15/2).

**Career Totals:** 93 games, 10 starts.

**Postseason Totals:** 7 games, 2 starts.

**Career Transactions:** Originally selected by New England in the seventh round, 222nd overall, of the 1994 NFL Draft...Signed by Cleveland as an unrestricted free agent March 2, 2000.

### Seasonal Reviews

**1999:** Played in 15 games, including two starts at outside linebacker, replacing an injured Tedy Bruschi...Missed one game due to an injury...Finished second on the team with 12 special teams tackles...Finished the year with 9 defensive tackles...Named special teams co-captain at New York Jets 9/12...Started his first game of the season when he replaced Tedy Bruschi at outside linebacker vs. Miami 10/17...It was his ninth career start, the first at outside linebacker...Finished with 7 defensive tackles (5 solo) and one special teams tackle...Started his second consecutive game at outside linebacker, but left the game with a sprained left knee vs. Denver 10/24...Played extensively on special teams for each of the last eight games of the season...Named special teams co-captain for the game and forced his first fumble of the season, fourth of his career, at Philadelphia 12/19.

**1998:** Missed the first two games of the season due to a preseason injury to his ribs, but returned to play in each of the next 15 games, including the playoffs...He started two regular-season games and the Patriots only

**HEIGHT**

6-1

**WEIGHT**

245

**COLLEGE**

Kentucky

**BIRTH DATE**

March 19, 1971

**HOW ACQUIRED**

UFA (N.E.) - '00

**YEAR IN NFL**

7th

# PLAYERS

## VETERANS

MARTY MOORE *continued*

playoff game...Finished the season with 16 tackles (8 solo) and recovered a fumble...Ranked fourth on the team with 19 special teams tackles...Was used exclusively on special teams until he was called upon to replace Ted Johnson, who suffered a first quarter injury at Pittsburgh 12/6...Started the following week at middle linebacker and provided a pair of tackles and recovered a Steve Bono fumble at St. Louis 12/13...It was his first start since replacing Ted Johnson on Oct. 8, 1995 vs. Denver...Started his second game of the season in the season finale at New York Jets 12/27 and finished second on the team with a career-high 11 tackles (6 solo)...Started playoff game at Jacksonville 1/3/99 at middle linebacker and totaled 4 solo stops and a pass defensed.

**1997:** Played in every game for the Patriots as a special teams standout...Finished second on the team in special teams tackles with 16...Saw limited time as a defensive substitute and finished the year with 8 tackles and 2 interceptions...Recorded 3 tackles in the season opener vs. San Diego 8/31...Intercepted a Rick Mirer pass vs. Chicago 9/21 and made 2 tackles and 2 special teams tackles...It was his first career interception...Two weeks later vs. Buffalo 10/12, he recorded 3 tackles, two special team tackles and intercepted his second pass on the season...Provided 3 special teams tackles in two postseason games to rank second on the team.

**1996:** Participated on special teams in every game and led the team with 23 special teams tackles...His 23 tackles in 1996 equaled his two-year total entering the season...Made at least one special teams tackle in 14 of 16 regular-season games and two of three playoff games...Registered multiple special teams tackles in seven regular season game with a season-high of four tackles vs. Washington 10/13...Made 3 special teams tackles in the AFC Championship Game vs. Jacksonville 1/12/97...Forced a Chris Hudson fumble in that game, which was recovered by Mike Bartrum to set up a 29-yard field goal by Adam Vinatieri...Recorded defensive tackles at Baltimore 10/6 and vs. the Jets 12/8.

**1995:** Played in every game, extending his career streak to 32 consecutive games...He started two games after replacing Ted Johnson in the starting lineup due to a knee injury...Finished the season with 16 total tackles (15 solo)...Finished second on the team with 13 special teams tackles (9 solo)...Totalled 5 tackles in each of his two starts with 5 solo stops at San Francisco 9/17 and 4 tackles and 1 assist two weeks later vs. Denver 10/8...Had 13 of his 16 tackles during the games he played in while Johnson rehabilitated his knee...Saw very little action at inside linebacker upon Johnson's return to the starting lineup, but made consistent contributions on special teams.

**1994:** Played in every game as a rookie...Started four regular season games and the Patriots' playoff game at Cleveland at right inside linebacker...Finished the season with 25 total tackles (16 solos), batted away 2 passes and forced 2 fumbles...Finished fourth on the team with 10 special teams tackles (4 solos)...Started the first three games of the season replacing Todd Collins, who sustained a knee injury in the final preseason game...In the season opener 9/4 he forced a Terry Kirby fumble on Miami's first offensive series, which was recovered by Myron Guyton at the New England 38-yard line and resulted in a Patriots' touchdown...Finished his rookie debut with game highs in three categories- tackles (6), passes defensed (2, tied) and forced fumbles (1)...Recorded a season-high 9 tackles (4 solos) the following week vs. Buffalo 9/11 and recorded his second forced fumble in as many games...Recorded 1 tackle and 1 special teams tackle in his third start 9/18 at Cincinnati...Played in a reserve role when Collins returned for the fourth game of the season...Was second on the team with 16 tackles after three games...Played mostly on special teams through Week 11, when Collins suffered a season-ending injury...Split time with David Bavaro at RILB for the final seven weeks of the season...Started in the season finale at Chicago and recorded 2 tackles...Posted 5 tackles in playoff game at Cleveland.

**College:** Completed his collegiate career (1989-93) with 462 tackles, 2 forced fumbles, 3 fumble recoveries, 5 interceptions with 1 touchdown and 3 quarterback sacks...His 462 tackles ranked fourth on Kentucky's all-time list...Led Kentucky in tackles his last three seasons...Led the Southeastern Conference in tackles his sophomore and junior seasons...Started the final 34 games of his collegiate career...Selected first-team All-SEC as a senior (1993)...Recorded 116 tackles (81 solos), intercepted 3 passes (55 yards) and forced 2 fumbles...Selected second-team All-SEC by AP as a junior (1992)...Led the conference with 148 tackles, an average of 13.4 stops per game...Amassed a season-high 19 tackles at Cincinnati...Selected first-team Sophomore All-America by *Football News*...Led the SEC and set a Kentucky school record with 183 tackles, an average of 16.6 tackles per game...Ranked third nationally in total tackles with double-digit performances in every game...



MARTY MOORE *continued*

## VETERANS

Registered 19 tackles in his first collegiate start, the 1991 season opener vs. Miami (Ohio)... Redshirted as a freshman.

**Personal:** Full name is Martin Neff Moore...Born in Phoenix, Ariz...He was a two-time all-district and all-region selection and earned all-state honors as a senior at Highlands High in Fort Thomas, Ky...Earned three letters in football, playing middle linebacker and fullback...Rushed for 986 yards and 10 touchdowns as a senior, including a 268-yard effort with 3 scores in his prep finale vs. Bell County (Ky.) High...Led the Bluebirds to a 28-7 record during his three-year career...Also lettered in basketball...Majored in vocational education at Kentucky and had two 4.0 GPA semesters and graduated with a 3.3 cumulative GPA...Marty is married to the former Wendy Ganote with one daughter, Madison (2).

## MOORE'S SINGLE-GAME CAREER HIGHS

**TACKLES:** 11 at New York Jets 12/27/98

**INTERCEPTIONS:** 1 (2 times) vs. Buffalo 10/12/97, vs. Chicago 9/21/97

**INTERCEPTION RETURN YARDS:** 7 vs. Buffalo 10/12/97

**PASSES BROKEN UP:** 2 at Miami 9/4/94

**SPECIAL TEAMS TACKLES:** 4 vs. Washington 10/13/96

## MOORE'S DEFENSIVE STATISTICS

Year	TACKLES			Sacks	Int's	Passes	Fumbles	Special Teams
	Total	Solo	Asst.	No/Yds	No/Yds	Def.	Rec./For.	Tackles
1994 (N.E.)	25	16	9	0/0	0/0	2	0/2	10
1995 (N.E.)	15	14	1	0/0	0/0	0	0/0	13
1996 (N.E.)	2	2	0	0/0	0/0	0	0/1	23
1997 (N.E.)	8	6	2	0/0	2/7	2	0/0	16
1998 (N.E.)	16	8	8	0/0	0/0	0	1/0	19
1999 (N.E.)	9	6	3	0/0	0/0	0	0/1	12
<b>Career</b>	<b>75</b>	<b>52</b>	<b>23</b>	<b>0/0</b>	<b>2/7</b>	<b>4</b>	<b>1/4</b>	<b>93</b>

# ROMAN OBEN 72

## OFFENSIVE TACKLE



**Games Played/Started:** 1996 (2/0); 1997 (16/16, 1/1); 1998 (16/16); 1999 (16/16).

**Career Totals:** 50 games, 48 starts.

**Postseason Totals:** 1 game, 1 start.

**Career Transactions:** Originally selected by the New York Giants in the third round, 66th overall, in the 1996 NFL Draft...Signed by Cleveland as an unrestricted free agent on March 9, 2000.

**Career Highlights:** Made his first NFL start on Aug. 31, 1997 against the Philadelphia Eagles...Currently has a string of 48 consecutive starts.

### Seasonal Reviews

**1999:** Made 48th consecutive start at left tackle at Dallas 1/2/00...Offensive line had their best game of the season vs. New York Jets 12/5, allowing just one sack and committing no penalties...Provided enough pass protection and run blocking to enable the offense for the first time in club history to have a quarterback throw for

### HEIGHT

6-4

### WEIGHT

305

### COLLEGE

Louisville

### BIRTH DATE

Oct. 9, 1972

### HOW ACQUIRED

UFA (N.Y.G.) - '00

### YEAR IN NFL

5th

# PLAYERS

## VETERANS

ROMAN OBEN *continued*

over 300 yards (Kerry Collins, 341), two receivers catch passes for over 100 yards (Amani Toomer, 181 and Ike Hilliard, 121) and a running back gain over 100 yards (Joe Montgomery, 111)...Awarded offensive game ball by coaching staff for performance vs. Tampa Bay 9/12...Recovered 2 fumbles.

**1998:** Started all 16 games at left tackle for the second straight season...Helped RB Gary Brown finish seventh in the NFC with 1,063 rushing yards...Part of an offensive line that did not allow any sacks at San Diego 9/27...Blocking against the Chargers helped the Giants crack the 100-yard rushing mark (105) for the first time all year...Helped the Giants chalk up 390 yards in total offense, including a 108-yard rushing performance by Brown vs. Arizona 10/18...Limited Cardinals DE Simeon Rice to just one assisted tackle...Blocking helped the Giants produce 200 yards on the ground, including a 124-yard effort by Brown at Arizona 12/6...Play of the line vs. Denver 12/13 allowed QB Kent Graham time to complete 21-of-33 passes for 265 yards and 2 touchdowns in a victory over the Broncos...Blocking helped the Giants amass a season-high 209 yards on the ground at Philadelphia 12/27.

**1997:** Earned the starting left tackle position in training camp and started all 16 regular-season games and the postseason game vs. Minnesota 12/27...Held his own against Eagles DE Mike Mamula in his first professional start in the season-opener vs. Philadelphia 8/31...Did not allow any sacks to Mamula, who had 5 sacks against the Giants in 1996...Blocking vs. New Orleans 9/28 helped RB Tyrone Wheatley gain 41 yards on the Giants final drive that killed the last 3:38 to seal the victory after the Giants were pinned at their own three-yard line...Offensive line allowed the Giants to generate 426 yards in total offense at Arizona 10/12, including 239 yards on the ground...Wheatley gained 103 yards on 22 carries, ending a Giants streak of 23 straight games without a 100-yard rushing performance...Was matched up against DE Simeon Rice, who was held without a sack...The entire offensive line was awarded a game ball by the coaching staff for its performance against the Cardinals...Helped the Giants ground game produce 201 yards, including a 114-yard rushing performance by FB Charles Way, vs. Arizona 11/16...In the postseason meeting with the Vikings, held DT John Randle, the 1997 NFL sack leader with 15.5, to 1 tackle and no sacks.

**1996:** Saw action in two games...Made his first regular-season appearance at Philadelphia 12/1 when he came in at right tackle in place of starter Scott Gragg in the fourth quarter after Gragg left with a sprained ankle...Only other appearance was at Miami 12/8...Only action in that game was on the extra point and field goal units...Was inactive for eight games and dressed but did not play in six games.

**College:** Served as offensive captain, manning the weakside offensive tackle position during senior season in 1995...Registered 89 knockdowns in 19 games during collegiate career...First-Team All-National Independent team pick, earning 22 of a possible 24 votes as a junior in 1994...Started the first seven games at left tackle, grading 83% for blocking consistency as he posted 38 knockdowns as a sophomore in 1993...Suffered a broken leg vs. Southern Mississippi...Underwent surgery and missed the rest of the season...Played in a reserve role the first half of the season in 1992...Redshirted as a freshman in 1991...Originally recruited as a defensive tackle...Lettered on the Cardinals' track team as a freshman...Won the shot put title at the Metro Conference Championships and also won the shot put event at the Mason-Dixon Games with a toss of 53'0" in February, 1992...Earned his undergraduate degree in economics...Four-time Athletic Director's Honor Roll Member...Vice president of the Alpha Phi Alpha fraternity...1994 recipient of the Louisville's Community Service Award.

**Personal:** Currently pursuing master's degree in public administration at Fairleigh Dickenson University...Interned with Democratic Congressman Bill Pascrell in the 8th district of New Jersey and focused on urban/economic development and constituent operations...Born in Cameroon, West Africa...Son of Marie Oben of Washington, D.C...Two-way tackle at Fork Union Military Academy...Also attended Gonzaga (Washington, D.C.) High...Recorded 58 tackles with 10 quarterback sacks as a senior...Lettered in track, performing in the shot put (60'02")...One of the nation's premier discus throwers (180'02").



# KENDALL OGLE 59

LINEBACKER



**Games Played/Started:** 1999 (2/0).

**Career Totals:** 2 games, 0 starts.

**Career Transactions:** Selected by the Cleveland Browns in the sixth round, 187th overall, in the 1999 NFL Draft...Allocated by Cleveland to Rhein as part of NFL Europe.

**Career Highlights:** Appeared in first NFL game on Oct. 3, 1999 against the New England Patriots, seeing action on special teams.

### Seasonal Reviews

**1999:** Appeared in two games on special teams...Was inactive Weeks 1-3...Made his NFL debut Week 4 vs. New England (10/3) by playing on special teams and recording 1 solo tackle...Inactive Weeks 5-7...Played on special teams Week 8 at New Orleans (10/31) with 1 special teams tackle...Inactive Weeks 9-16... Participated in NFL Europe 2000 season with Rhein.

**College:** Started the last 33 games of his career at linebacker...Finished his career seventh on the school's career-record list with 356 tackles...His senior year All-Atlantic Coast Conference honorable mention...Team captain and recipient of the "Iron Man" Award...Finished second in the conference to teammate Eric Barton (159) with 143 tackles (81 solos)...Had 2.5 sacks for minus 20 yards and seven stops for losses of 13 yards...Deflected three passes and picked off another...Started every game his junior year, finishing second in the ACC with 138 tackles (75 solos)...Had a 6-yard sack and seven stops for losses of 16 yards...Deflected a pair of passes and intercepted another...His sophomore year started every game at middle linebacker, but also saw action as a running back in short yardage situations...Finished with 75 tackles (48 solos), a 6-yard sack and three stops for losses of 5 yards...Scored on a 1-yard run vs. Northern Illinois and delivered 3 tackles with a 6-yard sack and a pass deflection...Redshirted in 1995, performing on the scout team after being moved to linebacker...His freshman year saw limited action as a running back, gaining 3 yards on two carries...Also returned two kickoffs for 13 yards (6.5 avg.).

**Personal:** Very involved in Cleveland community with visiting children at the Cleveland Clinic Children's Hospital, youth programs such as the Ohio Youth Advocate Program, United Way's Hometown Huddle program, Special Olympic's Holiday Celebration, and holiday toy drives...All-State First-Team, *Blue Chip Illustrated* and *Super Prep* All-Eastern Region and All-County selection as a running back at Hillside (N.J.) High...Ran for 1,059 yards and 11 touchdowns as a senior, finishing his career with over 3,300 yards and 30 scores...Also saw action as a linebacker, recording 119 tackles with 3 interceptions and 14 stops behind the line of scrimmage in his final year...Sociology major at Maryland, earning Scholar-Athlete honors...Son of Pamela Ogle...Resides in Hillside, N.J.

**HEIGHT**  
6-0

**WEIGHT**  
231

**COLLEGE**  
Maryland

**BIRTH DATE**  
Nov. 25, 1975

**HOW ACQUIRED**  
D (6b) - '99

**YEAR IN NFL**  
2nd

### OGLE'S DEFENSIVE STATISTICS

Year	TACKLES			Sacks No/Yds	Int's No/Yds	Passes Def.	Fumbles Rec./For.	Special Teams Tackles
	Total	Solo	Asst.					
1999 (Cle.)	0	0	0	0/0	0/0	0	0/0	2
<b>Career</b>	<b>0</b>	<b>0</b>	<b>0</b>	<b>0/0</b>	<b>0/0</b>	<b>0</b>	<b>0/0</b>	<b>2</b>

## VETERANS



# 89 RANDY PALMER

## TIGHT END

**Games Played/Started:** 1999 (3/0).

**Career Totals:** 3 games, 0 starts.

**Career Transactions:** Signed by Oakland as a free agent April, 1999...Released by Oakland Sept. 5, 1999...Claimed off waivers by Cleveland Sept. 6, 1999.

**Career Highlights:** Made his NFL debut on Sept. 26, 1999 against the Baltimore Ravens.

### Seasonal Reviews

**1999:** Saw first action in three games before being placed on Injured Reserve (knee) on Nov. 16, 1999...Began the season in the Oakland Raiders' training camp...Released by Oakland Sept. 5, 1999...Claimed by Cleveland off waivers Sept. 6, 1999...Listed as inactive Weeks 1-2...Made his NFL debut Week 3 at Baltimore 9/26 and played a reserve role at tight end and played on special teams...Saw reserve action Week 4 vs. New England 10/3 at tight end and played on special teams...Week 5 vs. Cincinnati 10/10 saw reserve action at tight end and played on special teams...Listed as inactive for the next five regular season

games Weeks 6-10...Placed on Injured Reserve Nov. 16, 1999.

**College:** Four-year letterman at Texas A&M Kingsville...Four-year starter at tight end...In 41 regular season games, recorded 33 catches for 451 yards and 3 touchdowns...*Successful Farming Magazine* All-America First-Team selection in 1998...Caught 9 passes for 186 yards and had a longest of 66 yards as a senior...Lone Star Conference All-Academic honoree four straight years...Kinesiology major.

**Personal:** Born in Pleasonton, Texas...Attended Pleasonton High School in hometown...Lettered in football as a quarterback; in track; and in basketball as a forward and center...All Southwest Texas quarterback as a senior...Also received all-district honors in track and basketball...National Honor Society recipient.

### HEIGHT

6-4

### WEIGHT

235

### COLLEGE

Texas A&M Kingsville

### BIRTH DATE

Nov. 12, 1975

### HOW ACQUIRED

Wai. (Oak.) - '99

### YEAR IN NFL

2nd



# DAVID PATTEN 82

WIDE RECEIVER



**Games Played/Started:** 1997 (16/3, 1/1); 1998 (12/0); 1999 (16/0).

**Career Totals:** 44 games, 3 starts.

**Postseason Totals:** 1 game, 1 start.

**Career Transactions:** Originally signed by the Giants as a free agent on March 24, 1997...Waived by the Giants on Aug. 24, 1997...Signed to the Giants practice squad on Aug. 25, 1997...Signed to the Giants active roster from practice squad on Aug. 27, 1997...Agreed to terms with Cleveland as an unrestricted free agent March 16, 2000.

**Career Highlights:** Scored his first NFL touchdown on a 90-yard kickoff return against the Washington Redskins on Nov. 1, 1998.

## Seasonal Reviews

**1999:** Saw action in all 16 games, returning 33 kickoffs for 673 yards (20.4 avg.)... Posted 1 reception for 14 yards and returned 1 kickoff 26 yards and had 1 special teams tackle at Dallas 1/2/00...Had first career rush for 27 yards vs. New York Jets 12/5...Caught 2 passes for 21 yards and returned 6 kickoffs for 105 yards vs. Arizona 11/28...Finished with a career single-game high tying 3 receptions for 51 yards, while also returning 2 kickoffs for 53 yards at Washington 11/21...Returned 3 kickoffs for 74 yards at New England 9/26.

**1998:** Played in 12 games as a third and fourth wide receiver as well as the primary kickoff returner with 43 returns for 928 yards, including a 90-yard return for a touchdown at Washington 11/1...Finished with 11 receptions for 119 yards, including a 39-yard touchdown pass...Missed two games with a back injury and the final two games with a knee injury...Returned 5 kicks for 131 yards, including a 46-yard return to open the second half in the season-opener vs. Washington 9/6...Awarded a special teams game ball by the coaching staff for his performance against the Redskins...For the second consecutive week, opened the second half with a 45-yard plus kickoff return with a 49-yarder at Oakland 9/13...Caught a 39-yard touchdown pass from QB Danny Kanell at the end of the first half vs. Atlanta 10/11...Had a 91-yard kickoff return for a touchdown vs. Arizona 10/18 negated by a holding call against RB Tyrone Wheatley in the second quarter...Ran a 90-yard kickoff return for a touchdown in the second quarter at Washington 11/1...Suffered a sprained medial collateral ligament in his knee during the last kickoff return vs. Denver 12/13 and was placed on Injured Reserve on Dec. 16, missing the final two games of the year.

**1997:** Played in all 16 games with three starts...Caught 13 passes for 226 yards with 2 touchdowns, including a 40-yard touchdown reception at Philadelphia 12/7...Returned 8 kickoffs for 123 yards...Saw his first regular-season action as a third wide receiver against St. Louis 12/19 after Thomas Lewis (toe) left the game in the second half...Finished with a team-high 3 receptions for 66 yards at Arizona 10/12...Posted his first NFL reception with a 9-yard touchdown pass from QB Danny Kanell...Made his first NFL start when he was inserted into the lineup in place of Kevin Alexander at Philadelphia 12/7...Finished with 3 receptions for 54 yards, including a 40-yard touchdown catch from Kanell in the second quarter...Had 5 receptions for 86 yards vs. Minnesota 12/27 in the Wild Card game.

**College:** Played with the Albany Firebirds of the Arena Football League in 1996 where he was used as a defensive back and as a wide receiver...Four-year letterman at Western Carolina...Finished collegiate career tied for ninth on school's career touchdown pass reception list with 14...As a senior in 1995 was named All-Southern Conference and ranked among the nation's top 10 receivers with 59 catches (eighth) for 881 yards (ninth)...Led the conference in receiving (5.9 per game) and receiving yards (88.7 yards per game)...Ranked sixth in the Southern Conference with 3.6 receptions per game as a junior in 1994.

**HEIGHT**  
5-10

**WEIGHT**  
193

**COLLEGE**  
Western Carolina

**BIRTH DATE**  
Aug. 19, 1974

**HOW ACQUIRED**  
UFA (N.Y.G.) – '00

**YEAR IN NFL**  
4th

# PLAYERS

## VETERANS

DAVID PATTEN *continued*

**Personal:** He and his wife, Galiena, have a son, Daquan Lamar...Born in Columbia, S.C.

### PATTEN'S SINGLE-GAME CAREER HIGHS

**RECEPTIONS:** 3 (3 times) Last: at Washington 11/21/99  
**RECEIVING YARDS:** 66 at Arizona 10/12/97  
**RECEIVING TD's:** 1 (2 times) Last: at Philadelphia 12/7/97  
**LONG RECEPTION:** 40t at Philadelphia 12/7/97  
**KICKOFF RETURNS:** 5 (2 times) Last: vs. Arizona 10/11/98  
**YARDS KICKOFF RETURNS:** 146 at Washington 11/1/98  
**LONGEST KICKOFF RETURN:** 90t at Washington 11/1/98  
**TD's KICKOFF RETURNS:** 1 at Washington 11/1/98

### PATTEN'S RECEIVING STATISTICS

Year	Rec.	Yards	Avg.	Long	TD
1997 (N.Y.G.)	13	226	17.4	40t	2
1998 (N.Y.G.)	11	119	10.8	39t	1
1999 (N.Y.G.)	9	115	12.8	19	0
<b>Career</b>	<b>33</b>	<b>460</b>	<b>13.9</b>	<b>40t</b>	<b>3</b>

**Additional Statistics:** 1999- 1 rush for 27 yards vs. New York Jets 12/5/99.

### PATTEN'S SPECIAL TEAMS STATISTICS

Year	Ret.	Yards	KICKOFF RETURNS			Special Teams
			Avg.	Long	TD	Tackles
1997 (N.Y.G.)	8	123	15.4	26	0	8
1998 (N.Y.G.)	43	928	21.6	90t	1	4
1999 (N.Y.G.)	33	673	20.4	45	0	4
<b>Career</b>	<b>84</b>	<b>1,688</b>	<b>20.1</b>	<b>90t</b>	<b>1</b>	<b>16</b>

**Additional Statistics:** 1997- 1 special teams fumble recovery (Did not return any kicks during the 1997 playoffs).



# RONNIE POWELL 80

WIDE RECEIVER



**HEIGHT**  
5-10

**WEIGHT**  
174

**COLLEGE**  
Northwestern State

**BIRTH DATE**  
Nov. 3, 1974

**HOW ACQUIRED**  
FA - '99

**YEAR IN NFL**  
2nd

**Games Played/ Started:** 1999 (14/0).

**Career Totals:** 14 games, 0 starts.

**Career Transactions:** Signed by Browns as rookie free agent on April 23, 1999...Allocated by Cleveland to Barcelona as part of NFL Europe.

**Career Highlights:** Made his NFL debut on Sept. 12, 1999 against the Pittsburgh Steelers, returning 4 kickoffs for 71 yards.

### Seasonal Reviews

**1999:** First year in the NFL earned a roster spot during training camp on special teams...Appeared in 14 games primarily as kickoff returner with 986 yards on 44 attempts (22.4 avg.), including a long of 43 yards...Added 1 reception for 45 yards at wide receiver Week 13 at Cincinnati 12/12...Game 1 vs. Pittsburgh 9/12: Made his NFL debut on the special teams unit with 4 kickoff returns for 71 yards (17.8 avg) and a long of 22 yards...Game 2 at Tennessee 9/19: Played on special teams with 5 kickoff returns for 122 yards (24.4 avg.), including a long of 34 yards...Game 3 at Baltimore 9/26: Played on special teams with 2 kickoff returns for 44 yards, including a long of 24 yards...Game 4 vs. New England 10/3: Played on special teams with 2 kickoff returns for 37 yards (18.5 avg.) and a long of 19 yards...Also made one rushing attempt for -14 yards...Game 5 vs. Cincinnati 10/10: Played on special teams with 4 kickoff returns for 104 yards (26.0 avg.), including a long of 38 yards...Also made 2 special teams tackles...Game 6 at Jacksonville 10/17: Played on special teams with 4 kickoff returns for 82 yards (20.5 avg.) and a long of 28 yards...Game 7 at St. Louis 10/24: Played on special teams with 4 kickoff returns for 120 yards (30.0 avg.), including a long of 43 yards...Recorded 1 fumble on first kickoff return which was recovered by the Rams Charlie Clemons at the Browns 29-yard line...His kickoff return of 43 yards in the second quarter was a career long...Also recorded 1 special teams tackle...Game 8 at New Orleans 10/31: Played on special teams with 2 kickoff returns for 58 yards (29.0 avg.), including a long of 33 yards...Game 9 vs. Baltimore 11/7: Played on special teams with 3 kickoff returns for 67 yards (22.3 avg.), including a long of 35 yards...Game 10 at Pittsburgh 11/14: Played on special teams with 3 kickoff returns for 46 yards (15.3 avg.), including a long of 20 yards...Game 11 vs. Carolina 11/21: Played on special teams with 3 kickoff returns for 66 yards (22.0 avg.), including a long of 26 yards...Game 12 vs. Tennessee 11/28: Played on special teams with 1 kickoff return for 19 yards...Also had 1 solo tackle on special teams...Game 13 at San Diego 12/5: Played on special teams with 4 kickoff returns for 81 yards (20.3 avg.), including a long of 23 yards...Also had 1 solo tackle on special teams...Game 14 at Cincinnati 12/12: Played wide receiver and recorded his first NFL reception with a 45 yard catch from QB Tim Couch in the first quarter to set up an 8-yard touchdown pass to RB Karim Abdul-Jabbar...Played special teams with 3 kickoff returns for 69 yards, including a long of 25 yards...Had 1 fumble on kickoff return at the Browns 40 yard line which was recovered by Bengals Michael Basnight...On the play Powell injured neck and was taken off the field on a stretcher and did not return...Also recorded 1 special teams tackle...Game 15 vs. Jacksonville 12/19: Inactive with neck sprain...Game 16 vs. Indianapolis 12/26: Inactive.

**College:** Two-year starter...Career totals included 21 games, 13 starts, 259 rushes for 1,613 yards and 14 TDs and 7 receptions for 82 yards and 1 TD receiving...Finished third in 55-meter dash (6.22) at NCAA Indoor Championships...Saw action in 10 games with seven starts as senior and posted 110-622, 6 TDs rushing and 3-35, 1 TD receiving...Saw action in 11 games with six starts as junior and was 149-991, 8 TDs rushing and 4-47 receiving...Transferred from Arkansas Tech...Majored in hotel management and tourism.

**Personal:** Born Nov. 3, 1974, in Hope, Ark....Attended Hope High School...Single...Resides in Hope, Ark...

# PLAYERS

## VETERANS

RONNIE POWELL *continued*

Enjoys working with children at local elementary schools, and has donated time assisting with the United Way's Hometown Huddle program building a playground for a local elementary school.

### POWELL'S SINGLE-GAME CAREER HIGHS

**RECEPTIONS:** 1 at Cincinnati 12/12/99  
**RECEIVING YARDS:** 45 at Cincinnati 12/12/99  
**RECEIVING TD's:** 0  
**LONG RECEPTION:** 45 at Cincinnati 12/12/99  
**KICKOFF RETURNS:** 5 at Tennessee 9/19/99  
**KICKOFF RETURN YARDS:** 122 at Tennessee 9/19/99  
**LONGEST KICKOFF RETURN:** 43 at St. Louis 10/24/99

### POWELL'S RECEIVING STATISTICS

Year	Rec.	Yards	Average	Long	TD
1999 (Cle.)	1	45	45.0	45	0
<b>Career</b>	<b>1</b>	<b>45</b>	<b>45.0</b>	<b>45</b>	<b>0</b>

### POWELL'S SPECIAL TEAMS STATISTICS

Year	PUNT RETURNS						KICKOFF RETURNS				Special Teams		
	Ret.	FC	Yards	Avg.	Long	TD	Ret.	FC	Yards	Avg.	Long	TD	Tackles
1999 (Cle.)	0	0	0	0	0	0	44	-	986	22.4	43	0	6
<b>Career</b>	<b>0</b>	<b>0</b>	<b>0</b>	<b>0</b>	<b>0</b>	<b>0</b>	<b>44</b>	<b>-</b>	<b>986</b>	<b>22.4</b>	<b>43</b>	<b>0</b>	<b>6</b>



# 71 JIM PYNE

## GUARD

#### HEIGHT

6-2

#### WEIGHT

297

#### COLLEGE

Virginia Tech

#### BIRTH DATE

Nov. 23, 1971

#### HOW ACQUIRED

ED (Det.) - '99

#### YEAR IN NFL

7th

**Games Played/Started:** 1994 (0/0); 1995 (15/13); 1996 (12/11); 1997 (15/14, 1/1); 1998 (16/16); 1999 (16/16).

**Career Totals:** 74 games, 70 starts.

**Postseason Games:** 1 game, 1 start.

**Career Transactions:** Originally selected in the seventh round, 200th overall, in the 1994 NFL Draft...Signed an offer sheet with the Denver Broncos as a restricted free agent following the 1996 campaign, but stayed in Tampa after the Bucs matched the offer sheet...Signed with Detroit as an unrestricted free agent on Feb. 21, 1998...Selected by the Cleveland Browns on Feb. 9, 1999 as the number one selection in the 1999 NFL Expansion Draft.

**Career Highlights:** The 1998 season with Detroit marked the first season in his pro football career he started in all 16 regular-season games... Starter at left guard for Buccaneers from 1995-97, before signing with Detroit in 1998 where he started at center...First player selected by the Cleveland Browns in the 1999 Expansion Draft.

#### Seasonal Reviews

**1999:** Started all 16 regular-season games at left guard for the Browns and was the only offensive lineman to



JIM PYNE *continued*

## VETERANS

play every snap of all 16 regular-season games...In Week 16 vs. Indianapolis 12/26 was key contributor to the offensive line not allowing a sack against the Colts...Voted team captain by players.

**1998:** Started 16 games at center for the Detroit Lions...Only time missed in 1998 regular season were 23 snaps (groin) vs. Tampa Bay (9/28)...Helped anchor the offensive line which paved the way for 1,955 yards rushing for the Lions, including 1,491 by Barry Sanders...In Week 2, helped the offense establish a season-high 224 yards rushing in a 34-28 OT loss vs. Cincinnati (9/13).

**1997:** Major component of Tampa Bay's resurgent running game throughout the season, as both starting running backs (rookie Warrick Dunn and second-year player Mike Alstott) were named to the Pro Bowl...Started first 13 games on the year at left guard, but left the N.Y. Giants (11/30) contest with groin pull...Injury kept him out of following game vs. Green Bay (12/7), but he returned to the lineup at N.Y. Jets (12/14)...Did not play at left guard in regular season finale vs. Chicago (12/21), but did snap on placements...Started Wild Card Playoff Game vs. Detroit (12/28) at left guard, but aggravated groin injury during the contest...Inactive for Divisional Playoff Game at Green Bay (1/4).

**1996:** Second year in starting lineup at left guard for Tampa Bay...Fought through injury-plagued season, which saw him start only 11 games and play in 12 contests...Started the first four games of the season, but missed game vs. Detroit (9/29) with neck burner...Sprained ankle suffered vs. Arizona (10/20) forced him to miss part or all of next three outings...Broke his leg at Minnesota (12/15), which placed him on Injured Reserve two days later.

**1995:** Became starting left guard for Tampa Bay in fourth game of the season vs. Washington (9/24) and earned game ball for his effort...Entrenched in lineup for the remainder of the season, starting the season's final 13 contests and becoming one of the Bucs' most consistent offensive performers...Was a factor in Ericc Rhett becoming only the second Buccaneer to rush for back-to-back 1,000-yard seasons.

**1994:** Did not see any game-action as a rookie for Tampa Bay...Was inactive for the season's first 12 games...Dressed, but did not play, in team's final four outings.

**College:** Four-year starter at center for Virginia Tech...Did not allow a sack or quarterback pressure in 2,194 collegiate plays from scrimmage...Semi-finalist for both the Lombardi Award and Outland Trophy as a senior in 1993...Also First-Team All-America and All-Big East in 1993...Led Hokies with 70 knockdown blocks as the team averaged 444.1 yards per game on offense...Started every game at center as a junior in 1992 and was named Second-Team All-Big East...Participated in 736 of a possible 770 offensive plays as a sophomore in 1991, and again started all Hokies' games at center...Earned selection to Football News' Sophomore All-America team in 1991 as well...Moved into starting center spot for second game of freshman year.

**Personal:** Is part of the only three-generation AFL/NFL family in history—father, George III, played for the AFL's Boston Patriots in 1965, while his grandfather, George II, played for the Providence Steam Rollers in 1931-32...Brothers, Dave and George, both played football collegiately and had free agent stints with the N.Y. Giants...Brother, George, is vice president for marketing and licensing for NASCAR...Attended Milford (Mass.) High School and Choate Prep School in Wallingford, Conn., lettering in football, basketball and track...Was a two-time All-State selection at Milford and also broke Howie Long's school bench press record (410 lbs.)...Central New England Player of the Year as prep senior with 147 tackles, 23 quarterback sacks and 4 interceptions while playing defensive line...Undeclared in four years of javelin throwing during high school...Born James M. Pyne in Milford, Conn...Enjoys spending his spare time visiting children and cancer patients at local hospitals, participates regularly with the Make-A-Wish Foundation and was named 1999 Make-A-Wish Celebrity Volunteer of the Year, donates time to the Campbell Chunky Soup Lineman Weigh-in and Taste of the NFL...Was nominated the 1999 recipient of the Doug Dieken Humanitarian Award and has been honored by the Cleveland Touchdown Club...Fairview Park "Pro of the Year Award" winner...Was nominated for *The Sporting News* 'Good Guy Award', NFL's 'Extra Effort' and Bart Starr awards...Currently is enrolled at Virginia Tech's MBA program and is taking correspondence courses for his MBA in marketing...Hosted a children's show on WKYC TV-3 (NBC), Browns Blitz during the 1999 regular season.

## VETERANS



# 58 WALI RAINER

## LINEBACKER

**HEIGHT**  
6-2

**WEIGHT**  
245

**COLLEGE**  
Virginia

**BIRTH DATE**  
April 19, 1977

**HOW ACQUIRED**  
D (4) - '99

**YEAR IN NFL**  
2nd

**Games Played/Started:** 1999 (16/15).

**Career Totals:** 16 games, 15 starts.

**Career Transactions:** Selected by the Cleveland Browns in the fourth round, 124th overall, in the 1999 NFL Draft.

**Career Highlights:** In his rookie season in 1999 led the Browns with 191 tackles, including 140 solo tackles...Made his NFL debut starting at middle linebacker 9/12/99 vs. Pittsburgh with 17 tackles...Established a career-high 20 tackles 10/31/99 at New Orleans.

### Seasonal Reviews

**1999:** Thrust into a starting role at middle linebacker following the retirement of linebacker Chris Spielman...Fourth-round draft choice led the team with 191 tackles, including 140 solo tackles...Posted 10 or more tackles in 12 games and led the team in tackles nine times...Played in all 16 regular-season games and started 15 contests...Missed only one starting assignment as the club opened in a UFO/Dime package...Established a career-high 20 tackles in 21:16 win at New Orleans 10/31/99...Recorded his first career sack 12/5/99 at San Diego, sacking Chargers WR Robert Reed in an attempt to pass for an 11-yard loss...Forced fumble 12/12/99 at Cincinnati...Game 1 vs. Pittsburgh 9/12: Made his NFL debut with starting a middle linebacker...Led team with 17 tackles, including 13 solos and 4 assists...Game 2 at Tennessee 9/19: Ranked second on the team with 11 tackles, including 10 solos and 1 assist...Also recorded 1 quarterback pressure and 1 pass broken up...Game 3 at Baltimore 9/26: Started at middle linebacker and was second on the team with 9 solo tackles...Game 4 vs. New England 10/3: Started at middle linebacker and made 13 tackles, including 10 solos...Led the Browns with 13 tackles and 10 solos...Also recorded 1 hit on Patriots QB Drew Bledsoe...Game 5 vs. Cincinnati 10/10: Started at middle linebacker and ranked second on the team with 11 tackles, including 6 solos...Also recorded 1 pass broken up...Game 6 at Jacksonville 10/17: Started at middle linebacker and led the team with 15 tackles, including 12 solos...Game 7 at St. Louis 10/24: Started at middle linebacker and led the team with 13 tackles, including 7 solos...Game 8 at New Orleans 10/31: Started at middle linebacker and led the team with 20 tackles, including 15 solos...His 20 tackles were a career high...Game 9 vs. Baltimore 11/7: Started at middle linebacker with 5 tackles, including 2 solos...Also had 2 passes broken up...Game 10 at Pittsburgh 11/14: Started at middle linebacker and led the team with 11 tackles, including 7 solos...Game 11 vs. Carolina 11/21: Started at middle linebacker and was second on the team with 12 tackles, including 10 solos and 1 pass broken up...Also forced a fumble by tackling RB Corey Dillon for no gain at the Browns 22-yard line and was recovered by Browns DT Mike Thompson halting a Bengals scoring drive...Game 15 vs. Jacksonville 12/19: Started at middle linebacker and ranked second on the team with 10 tackles, including 5 solos...Game 16 vs. Indianapolis 12/26: Started at middle linebacker and recorded 8 tackles, including 7 solo.

**College:** Ranks sixth on Virginia's career-record list with 347 tackles...During four-year collegiate career played in 44 games, with 31 starts, totaling 347 tackles (201 solo), 3 forced fumbles, 3 fumble recoveries, 13 passes broken up, 16 sacks for 104 yards and 4 interceptions...As a senior Football News All-American Third-Team selection...All-Atlantic Coast Conference First-Team choice (first UVA middle linebacker to earn first-team honors



WALI RAINER *continued*

## VETERANS

since Dick Ambrose in 1974)...ECAC Division 1-A All-Star...Recipient of the Joe Palumbo Award, given to the Cavalier that shows the most dedication and enthusiasm...Named ACC Defensive Lineman of the Week vs. Auburn, Wake Forest and Virginia Tech...Started every game in the middle, leading the team for the second straight year with 134 tackles (82 solos)...Only Randy Neal (139 in 1993) had more tackles in a season for the Cavaliers...Credited with 5 sacks for minus 31 yards and 11 stops for losses of 45 yards...Deflected 9 passes and intercepted 2 others...Recovered a pair of fumbles and caused another...Had a season-high 20 tackles vs. Florida State (third-best total in Virginia annals) with a 10-yard sack and a pass break-up...As a junior, All-ACC honorable mention...All-State First-Team pick by the Roanoke Times...Won the Speed Elliot Award, given to the team's most improved player...Earned ACC Defensive Lineman of the Week honors vs. Wake Forest and Clemson...Started every game in the middle as he led the team with 118 tackles (66 solos)...Also led the squad with a career-high 9 sacks (fifth-best season total in school history and tops for middle linebackers) for minus 51 yards and 15 stops for losses of 66 yards...Caused and recovered a fumble...Deflected three passes and picked off another...Registered a career-high 21 tackles (15 solos) vs. Clemson with 3 sacks for losses of 14 yards and a fumble recovery...Only Stuart Anderson (24 vs. North Carolina State in 1979) had more tackles in a game for the Cavaliers...As a sophomore played in 10 games, starting the first nine contests at middle linebacker...Posted 66 tackles (38 solos) with 2 sacks for minus 20 yards and 5 stops for losses of 25 yards...Forced a fumble and deflected a pass...As a freshman played in every game as a true freshman, recording 29 tackles (15 solos).

**Personal:** Very active in Cleveland community youth programs including visiting children at the Cleveland Clinic Foundation Children's Hospital and Rainbow Babies and Children's Hospital, building playground for youth with the United Way Hometown Huddle program, and encouraging children the benefits of physical fitness with the Giant Eagle Junior Training Table...City planning major...Brother, Jami'h, was a teammate & reserve linebacker at Virginia...Son of Doretha and James Rainer...Father played football at Winston-Salem...Born Wali Rashid Rainer on April 19, 1977 in Rockingham, N.C...Resides in Charlotte, North Carolina...Lettered for three years at middle linebacker for West Charlotte (N.C.) High...Named to *Blue Chip Illustrated's* All-Regional team...Twice named All-State and All-Mecklenburg County...Three-time All-Conference selection...Two-time team defensive MVP...Honor Roll student.

## RAINER'S SINGLE-GAME CAREER HIGHS

**TACKLES:** 20 at New Orleans 10/31/99

**SACKS:** 1 at San Diego 12/5/99

## RAINER'S DEFENSIVE STATISTICS

Year	TACKLES			Sacks	Int's	Passes	Fumbles	Special Teams
	Total	Solo	Asst.	No/Yds	No/Yds	Def.	Rec./For.	Tackles
1999 (Cle.)	191	140	51	1/11	0/0	2	0/1	0
<b>Career</b>	<b>191</b>	<b>140</b>	<b>51</b>	<b>1/11</b>	<b>0/0</b>	<b>2</b>	<b>0/1</b>	<b>0</b>

## VETERANS



# 23 ERRICT RHETT

## RUNNING BACK

**HEIGHT**  
5-11

**WEIGHT**  
211

**COLLEGE**  
Florida

**BIRTH DATE**  
Dec. 11, 1970

**HOW ACQUIRED**  
UFA (Bal.) – '00

**YEAR IN NFL**  
7th

**Games Played/Started:** 1994 (16/8); 1995 (16/16); 1996 (9/7); 1997 (11/0, 2/0); 1998 (13/2); 1999 (16/10).

**Career Totals:** 81 games, 43 starts.

**Postseason Totals:** 2 games, 0 starts.

**Career Transactions:** Originally selected in the second round of the 1994 NFL Draft by Tampa Bay (34th overall)...Traded from Tampa Bay on Feb. 17, 1998 to Baltimore for the Ravens' 1999 third round draft choice (that choice was re-obtained from Tampa on a draft-day trade last April)...Signed as a unrestricted free agent with Cleveland on Feb. 28, 2000.

**Career Highlights:** Has 11 100-yard games...Recorded consecutive 1,000-yard seasons in 1994 and 1995, tying a Tampa Bay team record...Won NFL Offensive Rookie of the Year honors in 1994 after rushing for 1,011 yards and followed that with a productive sophomore campaign in 1995, rushing for 1,207 yards.

### Seasonal Reviews

**1999:** Finished 11th in the AFC in rushing yards (852) on 236 carries and 5 TDs, plus had a career-high 24 receptions for 169 yards and 2 TDs...Had four 100-yard rushing games...Finished second on the team with 46 first downs...Did not carry the ball in opening game at St. Louis 9/12...Rushed for 101 yards on 22 carries vs. Pittsburgh 9/19 and scored on a 2-yard run...Was his first 100-yard game and first TD as a Raven...Posted his ninth career 100-yard game and 25th career rushing touchdown...Accounted for 5 rushing first downs and had a long of 35 yards...Gained 113 yards on 22 carries in 17-10 win vs. Cleveland 9/26, his second consecutive 100-yard game and 10th of his career...Marked fourth back-to-back 100-yard efforts in his career...Tied for the team lead with 3 catches for 27 yards...Rushed for 136 yards on 27 attempts in 19-13 overtime win at Atlanta 10/3...Was his third straight 100-yard game, a personal and team record, and lifted him into the AFC rushing lead at the time...Was his 11th career 100-yard game and then NFL-high third of the season...Snapped a three-game 100-yard streak with 59 yards on 21 carries at Tennessee 10/10...Gained 59 yards on 19 carries and scored on a 2-yard rush vs. Kansas City 10/21...Also caught 2 passes for 7 yards...Rushed for a game-high 73 yards on 24 carries vs. Buffalo 10/31 and caught an 8-yard pass...Was his fifth game of the season with 20+ carries...Surpassed the career 1,000 carry mark...Carried 19 times for 50 yards at Jacksonville 11/14 and added 2 receptions for 33 yards...Was 23-36 rushing in 34-31 win at Cincinnati 11/21...Scored on a 2-yard run in the third quarter to put Baltimore ahead 17-14...Also caught 3 passes for 22 yards...Caught a 20-yard TD pass to open the scoring in a 30-23 loss vs. Jacksonville 11/28...Was his first TD reception since 1996 with Tampa Bay and the second of his career...Carried the ball 13 times for 30 yards...Started in 41-14 win vs. Tennessee 12/5, but injured ribs (x-rays were negative) and did not return...Had 7 yards on 4 carries and caught an 8-yard pass before injury...Did not start at Pittsburgh 12/12 while nursing sore ribs...Rushed 1 time for 5 yards, but the play was negated due to penalty...Gained 21 tough yards on 11 carries and caught 4 passes for 22 yards in the Ravens' 31-8 win over New Orleans 12/19...Scored on a 2-yard Tony Banks pass in the first quarter of the Ravens' 22-0 shutout victory vs. Cincinnati 12/26...Also rushed 12 times for 50 yards...Rushed twice for no yards in the season finale at New England 1/2/00.

**1998:** Started first two games of the season, and carried the ball 24 times, then rushed just 20 times over the next 14 games (did not have a rush attempt in eight games)...Did not play in three games...Finished season with 180 yards rushing on 44 carries, 11 receptions for 65 yards...Led all rushers in opener vs. Pittsburgh 9/6 with 72 yards on 16 carries...Also caught 4 passes for 20 yards...Had a game-high 64 yards on 8 carries, bolstered by a career-long 46-yard gain on the third to the last play from scrimmage in 24-10 win at the New



ERRICT RHETT *continued*

## VETERANS

York Jets 9/13...Also caught 2 passes for 8 yards...Gained a tough yard on a fourth-and-one to keep a fourth-quarter drive alive in 31-24 win vs. Cincinnati 9/27...Gained 16 yards on 7 carries vs. Minnesota 12/13.

**1997:** Played in 11 games with no starts...Had back-up role to rookie RB Warrick Dunn, who earned consensus NFL Rookie of the Year honors...Totaled 91 yards on 31 carries, but scored 3 six-pointers to up his career total to 24 TDs...Rushed for 28 fourth-quarter yards on 8 carries in first action of season at Minnesota 9/14...Did not touch ball again until 11/19 at Atlanta, when he gained 30 yards on 6 carries, including a season-long gain of 21 yards...Scored first TD of the year on a 1-yard rush vs. New England 11/16...Scored a fourth-quarter 1-yard TD at the Giants 11/30, then added a 5-yard score vs. Chicago 12/21...Played on special teams in both postseason games, but did not carry the ball.

**1996:** Following his consecutive 1,000-yard seasons, Rhett started seven games and played in nine in 1996 after a 94-day contract dispute...He still managed to lead the Bucs in rushing with 539 yards despite missing seven games...Ranked third on team scoring chart with 4 TDs...Made first start of season at Chicago 11/3 and gained 67 yards on 20 carries...Rushed for 95 yards vs. Oakland 11/10 and posted the first receiving TD of his career...Also rushed for season-high 97 yards vs. Washington on 12/8.

**1995:** Followed his rookie campaign with a career-high 1,207-yard rushing season in 1995...Yardage total ranked fifth in the NFC and seventh in NFL and was impressive considering his longest rush was 21 yards...Carried the ball 332 times (fifth in NFL) for 11 TDs...TD total was second-best in Bucs' history behind James Wilder's 13 in 1984 and helped establish team-record 19 rushing TD mark...Tied a team mark (Gary Anderson and Reggie Cobb) by scoring a TD in five straight games (9/24-10/15)...Also caught 14 passes for 110 yards...Named as an alternate to the NFC Pro Bowl squad...He had four 100-yard games with a season-high 144 yards on 25 carries at Detroit 11/12...Was his second straight season with four 100-yard games.

**1994:** Won NFC Offensive Rookie of the Year honors in 1994 after gaining 1,011 yards on 284 carries, despite starting only the final eight games...He rushed for 100 yards in four of those starts and gained 707 yards in the season's final seven games.

**College:** He finished his collegiate career at Florida with 4,163 yards rushing on 873 carries and 34 touchdowns...He also caught 153 passes for 1,230 yards and two TDs...His 4,163 yards surpassed Emmitt Smith (3,928) as the school's all-time leading rusher and is third all-time in the Southeastern Conference (behind Herschel Walker's 5,259 yards and Bo Jackson's 4,303 yards)...He was the only running back in NCAA history to gain over 4,100 yards rushing and catch over 150 passes...Also lettered in track...Earned his degree in business.

**Personal:** Attended MacArthur High School in Hollywood, Fla., where he lettered in football and wrestling...Rushed for 1,300 yards and 17 TDs as a senior to earn all-state honors...Also a state wrestling champ...Full name is Errict Undra Rhett...Started the Errict Rhett Youth Foundation to help benefit troubled youth and single mothers.

**RHETT'S SINGLE-GAME CAREER HIGHS**

**RUSHING ATTEMPTS:** 40 vs. Washington (12/4/94)

**RUSHING YARDS:** 192 vs. Washington (12/4/94)

**RUSHING TD's:** 2, 4 times (Last: at Cleveland 11/7/99)

**LONG RUSH:** 52t at Cleveland (11/7/99)

**RECEPTIONS:** 5 at Atlanta (10/9/94)

**RECEIVING YARDS:** 40 at Atlanta (10/9/94)

**LONG RECEPTION:** 20t vs. Jacksonville (11/28/99)

**RECEIVING TD's:** 1, 3 times (Last: vs. Jacksonville 11/28/99)

### RHETT'S OFFENSIVE STATISTICS

Date	No.	RUSHING					RECEIVING				
		Yds	Avg.	Lg	TD	No.	Yds	Avg.	Lg	TD	
1994 (T.B.)	284	1,011	3.6	27	7	22	119	5.4	12	0	
1995 (T.B.)	332	1,207	3.6	21	11	14	110	7.9	18	0	
1996 (T.B.)	176	539	3.1	35	3	4	11	2.8	5	1	
1997 (T.B.)	31	96	3.1	21	3	0	0	0	0	0	
1998 (Bal.)	44	180	4.1	46	0	11	65	5.9	16	0	
1999 (Bal.)	236	852	3.6	52t	5	24	169	7.0	20t	2	
<b>Career</b>	<b>1,103</b>	<b>3,885</b>	<b>3.5</b>	<b>52t</b>	<b>29</b>	<b>75</b>	<b>474</b>	<b>6.3</b>	<b>20t</b>	<b>3</b>	

#### Additional Stats

**Kickoff Returns:** 1997- 1 for 16 yards

**Postseason:** 12/28/97 vs. Detroit; saw special teams' action; 1/4/98 at Green Bay; returned lateralled kick-off four yards



## 78 TYRONE ROGERS

### DEFENSIVE LINEMAN

**Games Played/Started:** 1999 (3/0).

**Career Totals:** 3 games. 0 starts.

**Career Transactions:** Signed by Browns as rookie free agent on April 23, 1999...Signed to Browns practice squad Sept. 6, 1999...Signed to Browns active roster Nov. 23, 1999.

#### Seasonal Reviews

**1999:** Signed by Cleveland as a rookie free agent and progressed throughout the season from the practice squad to the 53-man active roster...Played in three games and had 4 tackles (3 solo) on the season...Spent the first 11 weeks of the regular season on the practice squad...Signed to Browns active roster Nov. 23, 1999...Listed as inactive Weeks 12-13...Appeared in his first NFL game Week 14 at Cincinnati 12/12 at defensive end and recorded 3 tackles, including 2 solos...Also played on special teams with 1 tackle...Week 15 vs. Jacksonville 12/19 played defensive end with 1 solo tackle...Also played special teams with 1 solo tackle...Week 16 vs. Indianapolis 12/26 played defensive end and also played special teams.

#### HEIGHT

6-5

#### WEIGHT

236

#### COLLEGE

Alabama State

#### BIRTH DATE

Oct. 11, 1976

#### HOW ACQUIRED

FA - '99

#### YEAR IN NFL

1st

**College:** Four-year letterman...Career totals included 189 total tackles, 27 tackles for losses, 13 sacks, 7 passes defended, 5 recovered fumbles and 3 forced fumbles...Posted 63 tackles, 15 tackles for losses, 8 sacks, 3 passes defended, and 1 recovered fumble as senior...Totaled 78 tackles, 7 tackles for losses, 3 sacks, 1 pass defended, 1 forced fumble and 1 recovered fumble as junior...Had 36 tackles, 4 tackles for losses, 2 sacks, 2 recovered fumbles, 2 passes defended and 1 forced fumble as sophomore...Totaled 12 tackles, 1 tackle for loss, 1 recovered fumble, 1 forced fumble and 1 pass defended as freshman...Majored in physical education.

**Personal:** Born Oct. 11, 1976, in Montgomery, Ala...Attended Robert E. Lee (Ala.) High School...Married...Resides in Montgomery, Ala...Assisted in Browns community relations efforts by donating his time to the United Way's Hometown Huddle program, visiting children at Rainbow Babies and Children's Hospital, and a turkey giveaway program during the Thanksgiving holiday.



TYRONE ROGERS *continued*

VETERANS

## ROGERS' SINGLE-GAME CAREER HIGHS

TACKLES: 3 at Cincinnati 12/12/99

SACKS: 0

## ROGERS' DEFENSIVE STATISTICS

Year	TACKLES			Sacks	Int's	Passes	Fumbles	Special Teams
	Total	Solo	Asst.	No./Yds	No./Yds	Def.	Rec./For.	Tackles
1999 (Cle.)	4	3	1	0/0	0/0	0	0/0	2
<b>Career</b>	<b>4</b>	<b>3</b>	<b>1</b>	<b>0/0</b>	<b>0/0</b>	<b>0</b>	<b>0/0</b>	<b>2</b>

# ORPHEUS ROYE 99

## DEFENSIVE LINEMAN



**Games Played/Started:** 1999 (16/16); 1998 (16/9); 1997 (16/0, 2/0); 1996 (13/1, 2/0).

**Career Totals:** 61 games, 26 starts.

**Postseason Totals:** 4 games, 0 starts.

**Career Transactions:** Originally selected by Pittsburgh in the sixth round in the 1996 NFL Draft...Signed with Pittsburgh as a free agent May 1, 1999...Signed by Cleveland as an unrestricted free agent Feb. 12, 2000.

**Career Highlights:** Four-year veteran has appeared in 61 career NFL games, including 58 consecutive games...Established career highs in '99 for the Steelers with 53 tackles, including 43 solos and 4.5 sacks.

### Seasonal Reviews

**1999:** Marked the first time in his NFL career he started in all 16 regular-season games...He had 57 total tackles, including 45 solos...Also added 4.5 sacks for 42.5 yards, 1 interception, 6 passes defended, 10 quarterback hurries/pressures and 14 tackles for losses...Collected 1 interception and 1 fumble recovery...Ranked fourth on the team with 4.5 sacks...Started the first three regular-season games at right defensive end and the final 13 at left defensive end...Game 1 vs. Cleveland 9/12: Started his 11th career game at right end and registered 2 tackles...Game 2 at Baltimore 9/19: Earned his second start at right defensive end and finished with 1 tackle and 1 quarterback pressure...Game 3 vs. Seattle 9/26: Played 54 snaps and registered 1 tackle and a sack...Also was credited with 2 quarterback pressures...Game 4 vs. Jacksonville 10/3: Played in all but one snap as he registered 3 total tackles and 1 pass defended...Game 5 at Buffalo 10/10: Registered 3 solo tackles before leaving the game late in the fourth quarter with a deep thigh bruise...Also was credited with 1 tackle for a loss of 3 yards...Game 6 at Cincinnati 10/17: Had a big day for the Steelers registering 7 tackles (5 solos)...Also had a sack and 3 passes defenses...Recorded his first career interception to thwart late-game scoring threat...Game 7 vs. Atlanta 10/25: Disrupted Atlanta's running game all night...Recorded 4 total tackles, including 3 solo stops and also was credited with 1.5 sacks...Game 8 at San Francisco 11/7: Finished with 6 solo tackles and 1 quarterback hurry/pressure...Game 9 vs. Cleveland 11/14: Registered his third sack of the season along with 2 solo tackles...Also was credited with a pass defense...Recovered the fumble that set up the Steelers' third quarter TD...Game 10 at Tennessee 11/21: Played every defensive snap...Finished with 2 total tackles and had 1 quarterback pressure...Game 11 vs. Cincinnati 11/28: Led the team with 2 sacks, giving him 5 for the season...Finished with 6 solo tackles...Game 12 at Jacksonville 12/2: Finished with 4 total tackles and was credited with 2 quarterback pressures...Game 13 vs. Baltimore 12/12: Registered 3 total tackles and was credited with 1 pass defense...

### HEIGHT

6-4

### WEIGHT

288

### COLLEGE

Florida State

### BIRTH DATE

Jan. 21, 1974

### HOW ACQUIRED

UFA (Pit.) - '00

### YEAR IN NFL

5th

# PLAYERS

## VETERANS

ORPHEUS ROYE *continued*

Game 14 at Kansas City 12/18: Logged 52 defensive plays...Finished with 4 total tackles (all solo) and credited with 1 quarterback pressure...Game 15 vs. Carolina 12/26: Played 55 defensive plays and finished with 4 solo tackles...Game 16 vs. Tennessee 1/2: Recorded 4 total tackles, including 2 solos.

**1998:** Finished the season with 42 total tackles, including 32 solo stops...Also registered 3.5 sacks, which tied Nolan Harrison and Carlos Emmons for the third most on the team, and 1 pass defended...Was credited with 8 special teams tackles...Played in all 16 games and started nine contests...Platooned at defensive end in the season opener at Baltimore (9/6)...Had four snaps on the defensive line against Chicago (9/13) and also played special teams with 1 special teams solo tackle...Made his second career start at left end for the injured Nolan Harrison at Miami (9/20) and has a strong game registering 7 total tackles (6 solos)...Made his second consecutive start at left end against Seattle (9/27) and finished the game with 3 total tackles and 1 special teams assist...Started his third consecutive game at left end at Cincinnati (10/11) and played 31 of the Steelers' 56 defensive plays registering 2 total tackles and 1 sack for 2 yards...Had another solid performance vs. Baltimore (10/18), finishing with two tackles and 1 sack for 2 yards...Had a solid game vs. Tennessee (11/1) registering 7 total tackles (6 solos), including 1 tackle for minus-2 yards...Played most of the game vs. Green Bay (10/9) despite being bothered by a sore foot and finished with 2 tackles...Started his seventh consecutive game at left end at Tennessee (11/15) and had 2 tackles and was credited with 1 sack for 4 yards...Returned to a backup role against Jacksonville (11/22) because of Nolan Harrison's return to the starting lineup...Played 17 downs on defense at Detroit (11/26) but was solid again on special teams, including a forced fumble on the opening kickoff of the second half which was recovered by the Steelers...Registered 1 sack for a 10-yard loss against New England (12/6) and was also credited with 1 quarterback pressure...Was credited with 4 tackles (3 solos), 1 quarterback pressure, a tackle for a loss and 1 pass defended at Tampa Bay (12/13)...Played 60 defensive downs vs. Cincinnati (12/20), replacing the injured Nolan Harrison (hamstring), and finished the game with 2 solo tackles...Started for the injured Nolan Harrison at left defensive end at Jacksonville (12/28) and registered 6 solo tackles, and 1 sack for minus-14 yards.

**1997:** Played in all 16 regular-season games and both postseason contests...Finished the season with 4 total tackles, 3 solos...Had 1 sack for 13 yards and a forced fumble...Also had 17 special teams tackles...Had accumulated most of his significant playing time of the season against Cincinnati (11/16), registering 2 tackles, his only sack and forced the first career fumble of his career against Jeff Blake...Had 1 special teams tackle in the postseason.

**1996:** Played 13 games and emerged as team's top wedge buster...Played in Games 1 and 2...Was inactive for Games 3-5...Lined up on kickoff team for Games 6-14...Recorded his first NFL tackle vs. St. Louis Rams (11/3)...Suffered concussion at Cincinnati (11/10)...Added 1 tackle vs. San Francisco (12/1) and at Carolina (12/22)...Played postseason games vs. Indianapolis (12/29) and New England (1/5) with a season high 3 tackles, 2 solos, and 1 sack at Patriots.

**College:** Was slowed by ankle and rib injuries for most of senior season, but did come on toward end of year to finish with 45 tackles and 2 sacks...Lined up at defensive tackle...Played every game and started final six contests as junior at defensive tackle...Recorded 35 tackles...Collected season-high 9 tackles in 41-10 win over Georgia Tech...Rejoined team after originally signing with Seminoles in 1992...Attended Jones Community (Miss.) College...Named JC All-America, registering 76 tackles and 12 sacks...Also earned All-Region and All-State honors...Played eight games as a freshman and made 46 stops...Was a criminal justice major.

**Personal:** Single...Lives in Carrol City, Fla...Was an All-Conference and All-County selection for Miami Springs High...Full name: Orpheus Michael Roye.

## ROYE'S SINGLE-GAME CAREER HIGHS

**TACKLES:** 7 at Miami 9/20/98; vs. Tennessee 11/1/98

**SACKS:** 1 at Cincinnati 11/16/97; at Cincinnati 10/11/98; vs. Baltimore 10/18/98;  
at Tennessee 11/15/98

**FUMBLE RECOVERIES:** 1 vs. Cleveland 11/14/98

**FORCED FUMBLES:** 1 vs. Cincinnati 11/16/97



## ROYE'S DEFENSIVE STATISTICS

Year	TACKLES			Sacks	Int's	Passes	Fumbles	Special Teams
	Total	Solo	Asst.	No	No/Yds	Def.	Rec./For.	Tackles
1996 (Pit.)	3	1	2	0	0	0	0/0	0
1997 (Pit.)	4	3	1	1.0	0	0	0/1	17
1998 (Pit.)	42	34	8	3.5	0	0	0/0	8
1999 (Pit.)	57	45	12	4.5	1	6	1/0	0
<b>Career</b>	<b>106</b>	<b>83</b>	<b>23</b>	<b>9.0</b>	<b>1</b>	<b>6</b>	<b>1/1</b>	<b>25</b>

## CHRIS 68 RUHMAN

### OFFENSIVE TACKLE



**Games Played/Started:** 1998 (6/0); 1999 (5/2).

**Career Totals:** 11 games, 2 starts.

**Career Transactions:** Drafted by San Francisco in the third round of the 1998 NFL Draft (89th overall)...Waived by San Francisco on Sept. 5, 1999...Signed by Cleveland as a free agent on Sept. 20, 1999.

#### Seasonal Reviews

**1999:** Began the year in the San Francisco 49ers' training camp...Signed by Cleveland as a free agent on Sept. 20, 1999 and appeared in five regular season games, including two starting assignments...Was listed as inactive for eight consecutive weeks (Week 3-10)...Dressed but did not play Week 11 vs. Carolina 11/21...Played in his first game as a member of the Browns and also made his first career start at left tackle Week 12 vs. Tennessee 11/28, replacing starter Scott Rehberg (flu)...Week 13 at San Diego 12/5 played on special teams...Week 14 at Cincinnati 12/12 started at left tackle, replacing the injured Lomas Brown (knee)...Week 15 vs. Jacksonville 12/19 replaced starting right tackle Orlando Brown in the second quarter, who left the game for contact with an official...Also played special teams...Week 16 vs. Indianapolis 12/26 played on special teams.

**1998:** Saw action in six games at right and left tackle...Replaced Derrick Deese (stomach) at right tackle in second half vs. N.Y. Jets (9/6)...Subbed at right tackle vs. Washington (9/14)...Replaced Derrick Deese (elbow) at right tackle and Dave Fiore (knee) at left tackle vs. Atlanta (9/27)...Did not play at Buffalo (10/4)...Subbed at left tackle at New Orleans (10/11)...Replaced Derrick Deese (right leg bruise) vs. Indianapolis (10/18)...Played from scrimmage and on special team at St. Louis (10/25)...Inactive Weeks 9-17 and postseason.

**College:** Three-year starter at left tackle for Texas A&M...Finished career with 38 starts at tackle...Started nine games at left tackle as a senior...Had string of 31 consecutive starts snapped after injuring knee...As a junior, started all 12 games at left tackle for team that averaged more than 400 yards of total offense...Started all 12 games at left tackle as a sophomore...Helped Aggies average 376 yards total offense, including more than 200 passing...Split time at right tackle, making five starts as redshirt freshman...Redshirt in 1993 after injuring shoulder two games into season...Agricultural development major.

**Personal:** Prepped at Nimitz High in Houston, Texas...Unanimous Texas Top-100 selection...Earned Second-Team Class 5A all-state honors as a senior...Wife's name is Sondra...Born Dec. 19, 1974 in Houston, Texas...Full name is Christopher Aamon Ruhman.

#### HEIGHT

6-5

#### WEIGHT

321

#### COLLEGE

Texas A&M

#### BIRTH DATE

Dec. 19, 1974

#### HOW ACQUIRED

FA - '99

#### YEAR IN NFL

3rd

## VETERANS



# 40 TAREK SALEH

Fullback

**Games Played/Started:** 1997 (3/0); 1998 (11/1); 1999 (16/0).

**Career Totals:** 30 games, 1 start.

**Career Transactions:** Originally drafted by Carolina in the fourth round, 122nd overall, in the 1997 NFL Draft...Selected by the Cleveland Browns on Feb. 9, 1999 in the NFL Expansion Draft.

**Career Highlights:** Made his first NFL start in the 1997 season finale vs. St. Louis (12/20/97), registering his first career sack...Following selection by Cleveland in 1999 Expansion Draft, changed position from linebacker to fullback.

### Seasonal Reviews

**1999:** Played in all 16 regular-season games...Finished as team leader with 23 special teams tackles (16 solos, 7 assists)...Game 1 vs. Pittsburgh 9/12: Played on special teams...Returned 1 kickoff for 14 yards... Game 2 at Tennessee 9/19: Played on special teams...Game 3 at Baltimore 9/26: Played on special teams with 1 solo tackle...Game 4 vs. New England 10/3: Played on special teams and recorded 1 assist tackle...Game 5 vs. Cincinnati 10/10: Played on special teams and recovered a fumble by Bengals' Tremain Mack on a punt return at the Browns 48-yard line...Game 6 at Jacksonville 10/17: Played on special teams...Game 7 at St. Louis 10/24: Played on special teams...Game 8 at New Orleans 10/31: Played on special teams with 2 solo tackles...Game 9 vs. Baltimore 11/7: Played on special teams with 5 tackles, including 4 solos...Game 10 at Pittsburgh 11/14: Played on special teams with 3 tackles, including 2 solos...Game 11 vs. Carolina 11/21: Played on special teams with 2 solo tackles...Game 12 vs. Tennessee 11/28: Played on special teams with 2 solo tackles...Also returned 2 kickoffs for 24 yards (12.0 avg.), including a long of 12 yards...Game 13 at San Diego 12/5: Played on special teams with 1 tackle...Game 14 at Cincinnati 12/12: Played on special teams...Game 15 vs. Jacksonville 12/19: Played on special teams...Game 16 vs. Indianapolis 12/26: Played on special teams with 4 tackles, including 2 solos...Also returned 1 kickoff for -6 yards.

**1998:** In second season with Carolina used mainly on special teams where he posted 4 stops in addition to 11 defensive tackles, a forced fumble and a quarterback hurry...With the absence of Lamar Lathon, he also saw occasional duty at ROLB in passing situations...Produced 2 tackles on defense and played on special teams 9/6 vs. Atlanta...Saw action on defense and special teams 9/13 at New Orleans...Tied for team lead with 2 special team tackles and notched a defensive tackle 9/27 vs. Green Bay...Saw action on special teams 10/4 at Atlanta and 10/11 at Dallas...Contributed on defense and special teams 10/18 at Tampa Bay...Accounted for 3 defensive tackles and played on special teams 10/25 vs. Buffalo...Accounted for a quarterback hurry and played on special teams 11/1 vs. New Orleans...Played on defense and special teams 11/8 at San Francisco...Inactive after undergoing surgery (11/12) on injured disk in his neck Weeks 10-14...Started in his first NFL game in place of Kevin Greene and notched 5 tackles and a forced fumble in the game's closing minutes 12/20 vs. St. Louis...Notched 2 special teams tackles 12/27 at Indianapolis.

**1997:** In his rookie season with the Panthers, moved from his college position of defensive end to outside linebacker in the Panthers 3-4 defense...Saw limited time appearing in three games and contributing a sack and a tackle...Played in his first NFL game in the season opener vs. Washington (8/31)...Played at San Diego (9/14)...Recorded his first NFL sack in the season finale versus St. Louis (12/20).

**College:** A two-time All-Big Ten First-Team choice at Wisconsin his junior and senior seasons, Saleh left as the school's all-time sack leader with 33 and equalled the school mark for tackles behind the line of scrimmage with 57...Additionally, he collected 225 tackles, 3 fumble recoveries and 4 forced fumbles...The team's defen-



TAREK SALEH *continued*

## VETERANS

sive captain as a senior in 1996, Saleh led the Badgers with 14 sacks and 21 stops behind the line of scrimmage and added 74 tackles, 2 forced fumbles, 2 fumble recoveries and a blocked kick...He earned Second-Team All-America recognition from the *Football News* as a junior in 1995 after recording 12 sacks, 76 stops, a forced fumble and fumble recovery...In 1994 as a sophomore, Saleh was an All-Big Ten honorable mention and finished second on the team with 75 tackles and tallied 7 sacks...He appeared in three games as a freshman in 1993 and totalled 11 tackles.

**Personal:** Born Tarek Muhammad Saleh Nov. 7, 1974 in Fairfield, Conn....An All-America First-Team selection at Notre Dame (Conn.) High School...Named Northeast Offensive Player of the Year and was a two time all-state and all-area selection as a fullback and linebacker...Rushed for more than 3,400 yards and 52 touchdowns during his career, including 1,600 yards and 26 touchdowns in his final season...Collected 75 tackles as a senior and 50 as a junior...Also all-league in baseball...Involved in several community outreach initiatives from motivating students, assembling playgrounds for the United Way Hometown Huddle program, visiting local hospitals, serving Thanksgiving dinners and teaching healthy lifestyles to children via the Giant Eagle Training Table program.

## SALEH'S SINGLE-GAME CAREER HIGHS

**TACKLES:** 5 vs. St. Louis (12/20/98)

**SACKS:** 1 vs. St. Louis (12/20/97)

**INTERCEPTIONS:** 0

**INTERCEPTION RETURN YARDS:** 0

**PASSES BROKEN UP:** 0

## SALEH'S DEFENSIVE STATISTICS

Year	TACKLES			Sacks No/Yds	Int's No/Yds	Passes Def.	Fumbles Rec./For.	Special Teams Tackles
	Total	Solo	Asst.					
1997 (Car.)	1	1	0	1/14	0/0	0	0/0	0
1998 (Car.)	11	5	6	0/0	0/0	0	0/0	4
1999 (Cle.)	0	0	0	0/0	0/0	0	0/0	23
<b>Career</b>	<b>12</b>	<b>6</b>	<b>6</b>	<b>1/14</b>	<b>0/0</b>	<b>0</b>	<b>0/0</b>	<b>27</b>

**Additional Stats:** Kickoff returns: 2 vs. Tennessee 11/28/99 for 24 yards (12.0 avg.) and a long of 12 yards; 1 at Cincinnati 12/12/99 for 11 yards; 1 vs. Indianapolis for - 6 yards.

## VETERANS



# 21 MARQUIS SMITH

**SAFETY**

**HEIGHT**

6-2

**WEIGHT**

213

**COLLEGE**

California

**BIRTH DATE**

Jan. 13, 1975

**HOW ACQUIRED**

D (3b) - '99

**YEAR IN NFL**

2nd

**Games Played/Started:** 1999 (16/2).**Career Totals:** 16 games, 2 starts.**Postseason Totals:** NA.**Career Transactions:** Selected by the Cleveland Browns in the third round, 76th overall, in the 1999 NFL Draft.**Career Highlights:** Received his first NFL start on Dec. 5, 1999 against the San Diego Chargers.**Seasonal Reviews**

**1999:** Appeared in 16 games, including two starting assignments, at safety in his rookie season with the Browns...Had 31 total tackles, including 20 solo and also contributed on special teams with 12 tackles...Had perhaps his finest game of the season 11/14 in Browns' 16-15 win at Pittsburgh as he contributed with most significant playing time of the season at safety and responded with a career-high 6 tackles and 1 pass broken up...Made his first start 12/5 at San Diego in the UFO/Dime package and added 4 tackles...Also started at safety in regular season finale 12/26 vs. Indianapolis with 3 tackles...Game 1 vs. Pittsburgh 9/12: Played

in his first NFL game mainly on special teams, also recorded 1 defensive tackle in the fourth quarter...Game 2 at Tennessee 9/19: Saw limited action in a reserve role at safety and recorded 1 tackle...Also played on special teams...Game 3 at Baltimore 9/26: Saw limited action in a reserve role at safety and played on special teams...Recorded 4 solo special teams tackles...Game 4 vs. New England 10/3: Saw action in a reserve role at safety with 2 solo tackles...Also recorded 1 pass broken up...Also played special teams with 1 solo tackle...Game 5 vs. Cincinnati 10/10: Saw action in a reserve role at safety with 1 solo tackle...Also played special teams with 1 tackle...Game 6 at Jacksonville 10/17: Contributed in the secondary at safety with 2 solo tackles...Left the game in the third quarter with a mild concussion and did not return...Also played special teams...Game 7 at St. Louis 10/24: Saw action in a reserve role at safety with 1 solo tackle...Also played special teams with one tackle...Game 8 at New Orleans 10/31: Saw action in a reserve role at safety with 1 solo tackle...Also played special teams with 1 solo tackle...Game 9 vs. Baltimore 11/7: Saw action in a reserve role at safety with 1 solo tackle...Also played special teams...Game 10 at Pittsburgh 11/14: Had his most extensive action of the year at strong safety backing up Marquez Pope...Recorded 6 tackles, including 5 solos and 1 pass broken up...Also played special teams with 1 tackle...Game 11 vs. Carolina 11/21: Played safety in defensive packages with 2 tackles...Also played special teams with 1 solo tackle...Game 12 vs. Tennessee 11/28: Played safety with 3 tackles, including 2 solos...Also played special teams...Game 13 at San Diego 12/5: Started at free safety in UFO/Dime package and registered 4 tackles, including 3 solos...Also played special teams...Game 14 at Cincinnati 12/12: Played safety in dime package and also played special teams...Left the game in the third quarter with an injured left hand...Game 15 vs. Jacksonville 12/19: Played safety in dime package with 3 tackles, 1 solo...Game 16 vs. Indianapolis 12/26: Started at strong safety with 3 solo tackles...Also played special teams with one 1 tackle.

**College:** During four-year collegiate career played in 42 games with 38 starts, totaling 247 tackles (154 solo), with 1 fumble recovery, 2 forced fumbles, 8 passes broken up and 5 interceptions for 26 yards...His senior year named Football News All-Pac 10 Conference first-team selection...Started every game at strong safety...Finished second on the team with 68 tackles (40 solos)...Intercepted 1 pass and deflected 3 others...Recovered 1 fumble and had a stop for a 2-yard loss...His junior year named All-Pac 10 Conference honorable mention...Led the team with 72 tackles (49 solos) and had 3 stops for losses of 5 yards...Deflected a pass and intercepted another...Sophomore year moved into the starting lineup in the second game (vs. San Diego State) at free safety...Played there until shifting to strong safety in the eighth contest (vs. Arizona)...Second on the team with 89 tack-



MARQUIS SMITH *continued*

## VETERANS

les (53 solos)...Deflected 4 passes and intercepted three others...Freshman season recorded 18 tackles (12 solos) while starting vs. San Diego State, Fresno State, San Jose State and Southern California at free safety...Granted a medical redshirt in 1994.

**Personal:** Enjoys helping children through various initiatives such as visiting terminally ill children at Rainbow Babies and Children's Hospital, building a playground for youth with the United Way Hometown Huddle program, to organizing his own holiday toy drive for inner city youth...Earned first-team All-Eastern League honors after leading Patrick Henry (San Diego, Calif.) High to a 7-4 record while serving as team captain as a senior... Finished his career with 241 tackles, 9 interceptions, 19 pass deflections and 7 fumble recoveries... Also caused 13 fumbles in his career...Best game came vs. San Diego High School with 17 tackles, 1 interception, 2 pass deflections, 1 forced fumble and one fumble recovered...Fine triple jumper and long jumper on prep track team...Social welfare major at California...Son of Floyd Smith & Barbara Duckett...Born Jan. 13, 1975 in San Diego, Calif...Cousin to the Bengals' Akili Smith and a high school teammate of the Saints' Ricky Williams...Has one son, Marquis Smith Jr.

## SMITH'S SINGLE-GAME CAREER HIGHS

**TACKLES:** 6 at Pittsburgh 11/14/99

**SACKS:** 0

**INTERCEPTIONS:** 0

**INTERCEPTION RETURN YARDS:** 0

**PASSES BROKEN UP:** 1 vs. New England 10/3/99; at Pittsburgh 11/14/99

## SMITH'S DEFENSIVE STATISTICS

Year	TACKLES			Sacks No/Yds	Int's No/Yds	Passes Def.	Fumbles Rec./For.	Special Teams Tackles
	Total	Solo	Asst.					
1999 (Cle.)	31	21	10	0/0	0/0	2	0/0	12
<b>Career</b>	<b>31</b>	<b>21</b>	<b>10</b>	<b>0/0</b>	<b>0/0</b>	<b>2</b>	<b>0/0</b>	<b>12</b>

# MARCUS SPRIGGS 91

## DEFENSIVE TACKLE



**Games Played/Started:** 1999 (10/0).

**Career Totals:** 10 games, 0 starts.

**Career Transactions:** Selected by the Cleveland Browns in the sixth round, 174th overall, in the 1999 NFL Draft.

**Career Highlights:** Made his NFL debut Sept. 19, 1999 at Tennessee and recorded 2 tackles, 1 solo...Established a career-high 5 tackles Nov. 7, 1999 vs. Baltimore.

### Seasonal Reviews

**1999:** In his rookie season with the Browns witnessed his playing time increase throughout the season at defensive tackle and also played special teams...Appeared in 10 games and recorded 17 tackles including 9 solos...Made his NFL debut Sept. 19 at Tennessee and recorded 2 tackles, 1 solo...Forced a fumble Oct. 31 at New Orleans...Recorded a career high 5 tackles vs. Baltimore Nov. 7...In week 11 vs. Carolina (11/21) left the game in the third quarter with a shoulder sprain...Was placed in injured reserve Nov. 23, 1999 with the shoulder

**HEIGHT**  
6-4

**WEIGHT**  
314

**COLLEGE**  
Troy State

**BIRTH DATE**  
July 26, 1976

**HOW ACQUIRED**  
D (6a) - '99

**YEAR IN NFL**  
2nd

# PLAYERS

## VETERANS

MARCUS SPRIGGS *continued*

injury...Game 1 vs. Pittsburgh 9/12: Inactive...Game 2 at Tennessee 9/19: Played in his first NFL game and recorded 2 tackles, 1 solo and 1 assist...Game 3 at Baltimore 9/26: Saw limited action in a reserve role at left tackle and played on special teams...Game 4 vs. New England 10/3: Saw action at defensive tackle and recorded 3 tackles, including 2 solos...Also played special teams...Game 5 vs. Cincinnati 10/10: Saw reserve role at defensive tackle and recorded 2 solo tackles and 1 pass broken up...Game 6 at Jacksonville 10/17: Saw limited action at defensive tackle and played on special teams...Game 7 at St. Louis 10/24: Saw action at defensive tackle and played on special teams...Game 8 at New Orleans 10/31: Saw action at defensive tackle with 3 tackles, including 1 solo, and 1 hit on Saints QB Billy Joe Tolliver...Forced a fumble by Saints RB Ricky Williams in the fourth quarter, which was recovered by James Williams on the Browns 12-yard line...Game 9 vs. Baltimore 11/7: Replaced Darius Holland (knee) at defensive tackle in the first quarter...Recorded a career-high 5 tackles, including 2 solos...Game 10 at Pittsburgh 11/14: Played defensive tackle and had 1 hit on Steelers QB Kordell Stewart...Game 11 vs. Carolina 11/21: Played defensive tackle with 2 tackles, 1 solo...Left the game in the third quarter with a shoulder injury and did not return...Placed on Injured Reserve Nov. 23 with shoulder injury.

**College:** Began his collegiate career at Ohio State and then played two seasons (1997-98) at Troy State...In two years at Troy State started in 20 games with 135 tackles (79 solos)...His senior year in 1998 at Troy State named All-Southland Football League First-Team choice...Started 10 games at strongside defensive tackle...Served as team captain...Recorded 52 tackles (32 solos) with 6.5 sacks for minus 47 yards, 13 stops for losses of 63 yards and 19 QB pressures...His junior year at Troy State named All-Southland Football League First-Team choice...Second on the team with 83 tackles (47 solos)...Had 3 sacks and 9 stops for losses of 33 yards...Blocked 2 kicks and made 5 QB pressures...Sat out the 1996 year under NCAA transfer rules...In 1995 played sparingly at Ohio State, finishing with a pair of tackles...In 1994 redshirted as a freshman at Ohio State.

**Personal:** Participates in community programs by handing out turkeys to low-income residents in Greater Cleveland area...At Woodson (Washington, D.C.) High named USA Today and Washington Post Washington D.C. Area Defensive Player of the Year...Recorded 52 tackles with 9 sacks and also handled placekicking duties as the team won the division and city titles in his final year...Also lettered in basketball and baseball...Majored in criminal justice...Born July 26, 1976...Resides in Washington, D.C.

### SPRIGGS' SINGLE-GAME CAREER HIGHS

Year	TACKLES			Sacks No/Yds	Int's No/Yds	Passes Def.	Fumbles Rec./For.	Special Teams Tackles
	Total	Solo	Asst.					
1999 (Cle.)	17	7	10	0/0	0/0	1	0/1	0
<b>Career</b>	<b>17</b>	<b>7</b>	<b>10</b>	<b>0/0</b>	<b>0/0</b>	<b>1</b>	<b>0/1</b>	<b>0</b>



## VETERANS

# RYAN TAYLOR 51

## LINEBACKER



**Games Played/Started:** 1999 (0/0).

**Career Totals:** 0 games, 0 starts.

**Career Transactions:** Signed by Cleveland as a rookie free agent on April 23, 1999...Allocated by Cleveland to Scotland as part of NFL Europe.

### Seasonal Reviews

**1999:** Spent entire season as a member of the Browns practice squad... Participated in NFL Europe 2000 with Scotland.

**College:** Four-year letterman and two-year starter...Career totals included 44 games, 24 starts, 148 total tackles, 77 solos, 6 tackles for losses, 4 sacks (46 yards), 4 recovered fumbles and 4 forced fumbles...Saw action in 11 games with eight starts as senior and registered 50 tackles, 26 solos, 1 interception and 1 recovered fumble...Started 12 games as junior and posted 46 tackles, 21 solos, 3 sacks, 3 forced fumbles, 1 recovered fumble and 1 interception...Saw action in 11 games with three starts as sophomore and had 39 tackles, 22 solos, 2 recovered fumbles, 1 forced fumble, 1 interception and 1 sack...Saw action in 10 games with one start as freshman and recorded 13 tackles, 8 solos...Majored in liberal arts.

**Personal:** Born Dec. 11, 1976, in Dublin, Ga....Attended Dublin (Ga.) High School...Single...Resides in Dublin, Ga...Participated in the United Way Hometown Huddle program.

**HEIGHT**  
6-2

**WEIGHT**  
230

**COLLEGE**  
Auburn

**BIRTH DATE**  
Dec. 11, 1976

**HOW ACQUIRED**  
FA - '99

**YEAR IN NFL**  
1st

# MIKE THOMPSON 65

## DEFENSIVE TACKLE



**Games Played/Started:** 1995 (2/0); 1996 (0/0); 1997 (0/0); 1998 (10/0); 1999 (10/0).

**Career Totals:** 22 games, 0 starts.

**Career Transactions:** Originally drafted by Jacksonville as a fourth round choice, 123rd overall, in 1995 NFL Draft...Signed by Green Bay Jan. 2, 1996 as a free agent...Waived by Green Bay Aug. 25, 1996...Signed by Kansas City as a free agent Aug. 22, 1997...Waived by Kansas City Aug. 29, 1997...Signed by Cincinnati as a free agent on Dec. 15, 1997...Selected by the Cleveland Browns Feb. 9, 1999 in the 1999 NFL Expansion Draft.

**Career Highlights:** Appeared in his first NFL game with Jacksonville vs. Indianapolis on Dec. 10, 1995...Played in 10 games with Cincinnati in 1998.

### Seasonal Reviews

**1999:** Appeared in 10 regular season games and finished the season with 27 tackles (15 solo)...Game 1 vs. Pittsburgh 9/12: Played left tackle on defensive line rotation and recorded 4 tackles, 2 solo and 2 assist, 1 quarterback pressure and 1 quarterback hit...Game 2 at Tennessee 9/19: Inactive...Game 3 at Baltimore 9/26:

**HEIGHT**  
6-4

**WEIGHT**  
295

**COLLEGE**  
Wisconsin

**BIRTH DATE**  
Dec. 22, 1971

**HOW ACQUIRED**  
ED (Cin.) - '99

**YEAR IN NFL**  
4th

# PLAYERS

## VETERANS

MIKE THOMPSON *continued*

Saw limited action in a reserve role at defensive tackle and recorded 1 solo tackle...Also played on special teams...Game 4 vs. New England 10/3: Saw reserve role at defensive tackle and also played special teams...Game 5 vs. Cincinnati 10/10: Saw action at defensive tackle and played on special teams...Game 6 at Jacksonville 10/17: Inactive...Game 7 at St. Louis 10/24: Inactive...Game 8 at New Orleans 10/31: Inactive...Game 9 vs. Baltimore 11/7: Inactive...Game 10 at Pittsburgh 11/14: Played defensive tackle with 3 tackles, including 1 solo...Game 11 vs. Carolina 11/21: Inactive...Game 12 vs. Tennessee 11/28: Played defensive tackle with 3 solo tackles...Also recovered a fumble by Titans RB Eddie George in the fourth quarter at the Browns 44-yard line...Game 13 at San Diego 12/5: Played defensive tackle with 4 tackles, including 2 solos...Established a career-high with 4 tackles...Game 14 at Cincinnati 12/12: Played defensive tackle with 3 tackles, including 2 solos...Recovered a fumble by Bengals RB Corey Dillon at the Browns 22-yard line forced by LB Wali Rainer...Game 15 vs. Jacksonville 12/19: Played defensive tackle with 4 tackles, including 1 solo, and 1 hit on Jaguars QB Mark Brunell...Game 16 vs. Indianapolis 12/26: Played defensive tackle and established a career-high 5 tackles, including 3 solo.

**1998:** In first full season with Cincinnati, appeared in 10 games and earned the No. 2 nose tackle position before having season cut short by back soreness...Recorded 7 tackles, 3 solo and 0.5 sacks...Had 2 assisted tackles 9/20 vs. Green Bay, and teamed with Tom Tumulty for 12-yard sack on Brett Favre in fourth quarter...Sack on Favre pushed Packers back from a second-and-goal at the Bengals' 5-yard line, leading Green Bay to settle for field goal...Had 1 solo tackle 9/27 at Baltimore...Inactive due to back soreness Nov. 1 vs. Denver...Played in next three games, including 2 tackle (1 solo) production 11/29 vs. Jacksonville, but was inactive for the season's final five games due to back soreness.

**1997:** Signed Jan. 2 with Green Bay as a free agent...Did not play in 1996 postseason for Packers...Played in three preseason games in 1997 and was waived Aug. 18...Signed Aug. 21 by Kansas City, and waived by Chiefs on Aug. 28...Signed by Bengals on Dec. 15, and on weekly inactive list for season's final game.

**1996:** Opened training camp with Jacksonville and was waived on Aug. 25.

**1995:** Drafted by Jacksonville and played in two games his rookie season...Appeared in first NFL game (12/10) vs. Indianapolis and recorded one tackle...Also appeared (12/24) vs. Cleveland and had 1 tackle...On weekly inactive list for the other 14 games.

**College:** Started all 46 games during his Badgers career...Had 6 sacks and 14 tackles for loss as a senior, when he made All-Big Ten First Team and played in Hula Bowl as well as East-West Shrine Game...Redshirted as a true freshman in 1990, and made All-Big Ten honorable mention list in 1991-93.

**Personal:** Hometown is Portage, Wis., where he was a two-time All-South Central Conference selection as a linebacker and tight end at Portage High School...Also lettered in high school in track and wrestling...Married, wife Josette, and have two children, Colin, 6, and Alexis, 3...Hobbies include hunting, fishing and golf...Rural sociology major at Wisconsin...Full name is Michael John Thompson.

### THOMPSON'S SINGLE-GAME CAREER HIGHS

**TACKLES:** 5 vs. Indianapolis (12/26/99)

**SACKS:** 0.5 vs. Green Bay (9/20/98)

**INTERCEPTIONS:** 0

**INTERCEPTION RETURN YARDS:** 0

**PASSES BROKEN UP:** 0

### THOMPSON'S DEFENSIVE STATISTICS

Year	TACKLES			Sacks No/Yds	Int's No/Yds	Passes Def.	Fumbles Rec./For.	Special Teams Tackles
	Total	Solo	Asst.					
1995 (Jac.)	2	0	2	0/0	0/0	0	0/0	0
1996					Did Not Play			
1997 (Cin.)	0	0	0	0/0	0/0	0	0/0	0
1998 (Cin.)	7	3	4	0.5/6	0/0	0	0/0	0
1999 (Cle.)	27	15	12	0/0	0/0	0	2/0	0
<b>Career</b>	<b>36</b>	<b>18</b>	<b>18</b>	<b>0.5/6</b>	<b>0/0</b>	<b>0</b>	<b>2/0</b>	<b>0</b>



# DAVE WOHLBAUGH

# 64

## CENTER



**Games Played/Started:** 1995 (11/11); 1996 (16/16; 3/3); 1997 (14/14; 2/2); 1998 (16/16; 1/1); 1999 (15/15).

**Career Totals:** 72 games, 72 starts.

**Postseason Totals:** 6 games, 6 starts.

**Career Transactions:** Dave Wohlbaugh was selected by the New England Patriots in the fourth round (112th overall) of the 1995 NFL Draft with a selection acquired from Kansas City (through Philadelphia) in exchange for the Patriots' 1996 third round draft choice (69th overall – John Browning, DE)...Signed with the Patriots June 26, 1995...Signed with Cleveland as an unrestricted free agent on Feb. 16, 1999.

**Career Highlights:** Wohlbaugh started every game (57 starts) he played in with the Patriots...He started 11 games for the Patriots as a rookie and earned All-Rookie Team honors from three national publications; *Pro Football Weekly*, *Football News* and *College and Pro Football Newsweekly*...Started the first 15 games at center for the Browns in 1999 before a knee injury sidelined him for season finale.

### Seasonal Reviews

**1999:** Started 15 regular season games for the Browns at center...Week 15 vs. Jacksonville 12/19 sprained his right knee on the final play of the first quarter and did not return...With the injury his 44-game consecutive starting streak dating back to 1997 with the Patriots came to an end...Was listed as inactive Week 16 vs. Indianapolis with the knee injury.

**1998:** Started all 16 regular-season games at center for Patriots...Broke his hand vs. Kansas City (10/11) in Week 5 of the regular season, yet continued to start every game the rest of the season at center...Was one of three offensive linemen to start all 16 games for New England...Key reason for the Patriots ranking second in AFC in passing offense with 3,660 yards in 1998 and average of 228.8 passing yards per game...Started in 1998 postseason appearance 1/3/99 at Jacksonville in a 25-10 loss to the Jaguars.

**1997:** Started 14 games for the Patriots at center, plus both playoff games...Centered an offensive line which allowed 30 sacks all season and provided for another 1,000-yard rushing effort by Curtis Martin...Allowed the fewest sacks among the starting offensive linemen...Injured his left ankle in the first half of the season opener vs. San Diego (8/31) and did not return...Missed the next two games due to injury...Reported among the team's inactives at Indianapolis (9/7) and dressed by did not play the following week vs. the Jets (9/14)...Returned to the starting lineup vs. Chicago (9/21) and faced multiple blitzes throughout the game...Named offensive team captain vs. Green Bay (10/27)...Recorded his only tackle of the season and forced a fumble after a Patriots turnover at Tampa Bay (11/16)...Recorded a tackle in the playoff loss at Pittsburgh (1/3/98).

**1996:** Started every game for the Patriots at center...Led the team with 5 tackles after turnovers and recovered 2 Patriots fumbles...He was the centerpiece of an offensive line which allowed Curtis Martin to become the first rusher in Patriots history to record back-to-back 1,000-yard seasons...The offensive line paved the way for 1,468 rushing yards in 1996 and allowed just 30 quarterback sacks...Wohlbaugh was credited with less than 2 sacks allowed all season (1.75), second among the Patriots' starters...Martin rushed for over 140 yards in three games, including a season-high 166 yards in the divisional playoff game vs. Pittsburgh (1/5/97).

**1995:** Started 11 games for the Patriots as a rookie and earned All-Rookie Team honors from three national publications: *Pro Football Weekly*, *Football News* and *College and Pro Football Newsweekly*...Made his NFL debut in a starting role when he replaced Jeff Dellenbach, who was listed among the Patriots' inactives due to a back

**HEIGHT**  
6-3

**WEIGHT**  
292

**COLLEGE**  
Syracuse

**BIRTH DATE**  
April 13, 1972

**HOW ACQUIRED**  
UFA (N.E.) – '99

**YEAR IN NFL**  
6th

## VETERANS

DAVE WOHLABAUGH *continued*

injury prior to the game at Kansas City (10/15)...Started each of the remaining 11 regular season games and allowed just 2 sacks during that time...He was part of an offensive line adjustment which coincided with the emergence of Curtis Martin, who developed into one of the premier rushers of the 1995 season...Martin set franchise rushing records with 1,487 yards and 14 touchdowns as a rookie...Prior to Wohlabaugh's insertion into the starting lineup, Martin was averaging just 51.4 yards per game...In his final 11 games, Martin averaged 111.8 yards per game and scored 12 of his 14 rushing touchdowns.

**College:** Wohlabaugh was a two-year starter at Syracuse and played right guard (1993) and center (1994) for the Orangemen...Earned Second-Team All-Big East honors after starting every game as a senior...Anchored an offensive line responsible for the team's 200.9-yard rushing average per game...Started every game at right guard as a junior...Helped the offense roll up 4,318 yards for the year...Shared game ball honors with the rest of the offensive linemen for performance vs. East Carolina (9/9) as the offense totaled 514 net yards...Named Co-Offensive Player of the Game in a 24-21 victory over Cincinnati (9/25)...Played in 10 games, but did not start as a sophomore (1992)...Utilized mostly on kickoff return unit...Redshirted as a true freshman and did not receive any playing time during his redshirt-freshman season.

**Personal:** David Vincent Wohlabaugh was born the son of Larry and Debbie Wohlabaugh on April 13, 1972 in Hamburg, N.Y. ...He earned all-state, All-Western New York and All-Northeastern honors as a two-way tackle at Frontier (Hamburg, N.Y.) High...Served as team captain in his junior and senior years...Recorded 101 tackles with 14 sacks and 4 fumble recoveries as a senior...Majored in political science at Syracuse...He has two brothers...Dave and his wife, Virginia, have two sons, Evan and Jack...Active in several charitable organizations including Taste of the NFL, Center for Families and Children, Adopt-A-Family and Muscular Dystrophy Association.



## 75 STEVE ZAHURSKY

### OFFENSIVE GUARD/TACKLE

**Games Played/Started:** 1999 (9/7).

**Career Totals:** 9 games, 7 starts.

**Career Transactions:** Signed by Jacksonville as a free agent April 23, 1998...Waived by Jacksonville Aug. 30, 1998...Signed by Philadelphia to practice squad on Dec. 7, 1998...Placed on reserve/future signing list by Cleveland on Feb. 11, 1999.

**Career Highlights:** Made his first NFL debut Sept. 19, 1999 at Tennessee, starting at right guard...First year in the NFL appeared in nine games, including seven starts on the offensive line for Cleveland.

#### Seasonal Reviews

**1999:** First-year pro earned a spot during training camp on the Browns offensive line and ended up with nine appearances, including seven starts...Versatility along the offensive line provided the opportunity to start five games at right guard and two games at left guard...Made his NFL debut Week 2 at Tennessee 9/19 by starting at right guard, replacing Scott Rehberg...Injured knee during practice prior to

Week 3 and was listed as inactive for the next five regular season games...Returned to action and appeared on special teams Week 8 at New Orleans 10/31 and Week 9 vs. Baltimore 11/7...Listed as inactive Week 10 at Pittsburgh 11/14...Started at right guard Week 11 vs. Carolina 11/21 as starter Scott Rehberg moved to left tackle replacing the injured Lomas Brown (knee)...Started his second consecutive game at right guard Week 12 vs. Tennessee 11/28 as starter Scott Rehberg (flu) moved to left tackle and was replaced by Chris Ruhman...Started at guard Week 13 at San Diego 12/5 and Week 14 at Cincinnati 12/12...Moved to the left guard spot and started for the final two games of the regular season Game 15 vs. Jacksonville 12/19 and



STEVE ZAHURSKY *continued*

## VETERANS

Game 16 vs. Indianapolis 12/26, replacing the injured Lomas Brown (knee)...Final game of the season helped offensive line allow no sacks against Indianapolis.

**1998:** Signed by Jacksonville as a free agent April 23, 1998...Waived by Jacksonville Aug. 30, 1998...Signed by Philadelphia to practice squad on Dec. 7, 1998...Spent the final three weeks of the season on Philadelphia practice squad.

**College:** Four-year starter at Kent State...Saw action at both left tackle and right tackle during career and started every game over last three seasons...Was team co-captain and earned First-Team All-Mid-American Conference honors as senior...Started every game at right tackle as junior...Started first four games at left tackle and final eight games at right tackle as sophomore...Saw action in every game and started final nine games as freshman...Majored in criminal justice.

**Personal:** Born Sept. 2, 1976, in Euclid, Ohio...Attended Euclid (Ohio) High School...Single...Resides in Middleburg Heights, Ohio...Active in various charitable organizations including Cleveland Clinic Foundation Children's Hospital and Shoes and Clothes For Kids.



## 2000 DRAFT PICKS



# 92 COURTNEY BROWN

## DEFENSIVE END

**HEIGHT**  
6-4

**WEIGHT**  
266

**COLLEGE**  
Penn State

**BIRTH DATE**  
Feb. 14, 1978

**HOW ACQUIRED**  
D (1) - '00

**YEAR IN NFL**  
R

**Career Transactions:** Selected by the Cleveland Browns as the first overall pick in the 2000 NFL Draft.

**College Highlights:** Holds the Penn State career records with 33 quarterback sacks and 70 tackles behind the line of scrimmage, topping the previous marks of 30 sacks and 45 stops for losses by Larry Kubin (1977-80)...Only Jeff Zgonina of Purdue (72, 1989-92) and Jared DeVries of Iowa (78, 1995-98) had more tackles behind the line of scrimmage in Big Ten Conference annals.

**1999:** Unanimous All-America First-Team selection...All-Big Ten Conference First-Team choice, adding Defensive Player of the Year and Lineman of the Year honors...Finalist for the Lombardi Award, Chuck Bednarik Award and the Bronko Nagurski Trophy...Started every game at left defensive end...Recorded 55 tackles (33 solos) with 13.5 sacks for minus 107 yards and a school season-record 29 stops for losses of 150 yards...His 13.5 sacks rank behind Larry Kubin's 1979 school record of 15 and his 29 stops for losses broke Kubin's previous mark of 23, set in 1979...Caused 3 fumbles and deflected a pass. *Ohio State*...Caused a fumble which was recovered by PSU linebacker Brandon Short at the OSU 19-yard line, had 1.5 sacks for minus 18 yards and 3 tackles. *Purdue*...Sacked QB Drew Brees

for a 13-yard loss and picked off 1 of the Boilermaker's passes, returning the ball 25 yards for a touchdown. *Illinois*...Registered 8 tackles with 3 sacks and 4 stops for losses of 25 yards...Also forced a fumble and deflected a pass, earning Big Ten Player of the Week honors. *Arizona and Akron*...Collected 4 tackles with a pair of sacks and 3 stops behind the line of scrimmage in both games. *Pittsburgh*...Made 2 sacks for minus 14 yards and 4 tackles to become the school's all-time leader in stops for losses. *Minnesota*...Posted 7 tackles (4 solos) with a sack and 3 stops for minus 11 yards. *Indiana*...Made 5 tackles, including 3 stops behind the line of scrimmage. *Texas A&M (Alamo Bowl)*...Closed out his career with 4 tackles and 3 stops for minus 11 yards.

**1998:** All-Big Ten Conference First-Team selection...Started all year at left defensive end...Recorded 47 tackles (37 solos) as he led the team with 11.5 sacks for minus 86 yards and 23 stops for losses of 113 yards...Deflected 4 passes and recovered a fumble. *Southern Mississippi*...Opened the season with an 8-yard sack. *Pittsburgh*...Posted 5 hits with a pair of sacks and 3 stops for losses of 14 yards. *Minnesota*...Added 5 tackles with a sack and recovered a fumble to set up a field goal. *Purdue*...Had 7 tackles (6 solos), sacked QB Drew Brees 3 times and made 4 stops for minus 29 yards, earning Big Ten Player of the Week honors. *Northwestern*...Followed with 7 solo hits with a career-high 6 stops behind the line of scrimmage for losses of 24 yards, including a pair of sacks. *Michigan*...Made 6 solo tackles. *Michigan State*...Delivered 5 tackles (4 solos) with 2 sacks and 5 stops for losses of 24 yards, picking up Big Ten Player of the Week accolades...Also blocked a field goal. *Kentucky (Outback Bowl)*...Credited with 7 tackles, a pair of sacks for minus 16 yards and 4 stops for losses of 26 yards.

**1997:** Second-Team All-Big Ten Conference choice...Lined up at left defensive end...Made 33 tackles (25 solos) with 6 sacks for minus 42 yards and 15 stops for losses of 60 yards...Also deflected 3 passes and blocked a kick...Played in his final nine games wearing a cast to protect a dislocated left thumb. *Ohio State*...Had 4 tackles and 2 stops for losses. *Minnesota*...Blocked a field goal, delivered 5 tackles and made a sack on the Gophers' final possession to preserve a 16-15 win. *Wisconsin*...Made 10 tackles (9 solos) with 3 sacks for minus 20 yards and 6 stops for losses of 26 yards, earning Big Ten Player of the Week honors. *Florida (Citrus Bowl)*...Added 4 tackles.

**1996:** Played behind Chris Snyder at left end, finishing with 17 tackles (6 solos), a forced fumble, a pass deflection and 3 stops for losses of 19 yards. *Southern California*...Had 3 tackles and an 8-yard sack in his col-



COURTNEY BROWN *continued*

2000 DRAFT PICKS

legiate debut. *Temple*...Added 3 hits, including 1 for a loss. *Louisville, Michigan State, Ohio State and Iowa*...Collected a pair of tackles in each game. *Texas (Fiesta Bowl)*...Played, but did not make any tackles.

**Personal:** All-State and *USA Today* All-America selection at Macedonia (Alvin, S.C.) High...Rated the nation's top linebacker by *Super Prep*...As a senior, he recorded 132 tackles, 18 tackles for loss, 3 interceptions and recovered 4 fumbles...Gatorade South Carolina Player-of-the-Year...Also made 38 catches for 770 yards...Played in the Shrine Bowl and the South Carolina-North Carolina All-Star game...Also played in the 1996 North-South All-Star basketball game...Received All-State recognition in basketball and weightlifting... Outstanding student, earning a 4.0 grade-point average...Earned a degree in integrative arts, earning GTE/ CoSIDA and Big Ten Conference academic honors in 1997...Cousin, former Georgia Tech quarterback Joe Hamilton, was a teammate at Macedonia High...Born Courtney Lanair Brown on Feb. 14, 1978 in Charleston, S.C...Resides in Alvin, S.C.

## BROWN'S DEFENSIVE STATISTICS

Year	TACKLES			Sacks	Int's	Passes	Fumbles	Blocked
	Total	Solo	Asst.	No./ Yds.	No/Yds	Def.	Rec./For.	Kicks
1996	17	6	11	2/ 13	0/0	1	0/1	0
1997	33	25	8	6/42	0/0	3	0/0	1
1998	47	37	10	11.5/86	0/0	4	1/0	1
1999	55	33	22	13.5/107	1/25	1	0/3	0
<b>Career</b>	<b>152</b>	<b>101</b>	<b>51</b>	<b>33.0/248</b>	<b>1/25</b>	<b>9</b>	<b>1/4</b>	<b>2</b>

# DENNIS NORTHCUTT 86

WIDE RECEIVER



**Career Transactions:** Selected by the Cleveland Browns in the second round, 32nd overall, in the 2000 NFL Draft.

**College Highlights:** Holds 12 school records and ranks second on the Pac-10 Conference career-record lists with 223 receptions for 3,252 yards...His 5,392 all-purpose yards set a school all-time record...His string of 43 straight games with at least one catch broke the Pac-10 record of 37 by John Jackson of Southern California (1986-89)...Began his Wildcat career as a cornerback.

**1999:** All-America First-Team selection as an all-purpose back by Sports Page.com, the Associated Press and Football Writers Association, earning First-Team honors as a receiver from the American Football Coaches Association and Second-Team accolades from The Sporting News...All-Pac-10 Conference First-Team pick...Finalist for the Mosi Tatupu Award, given to the top special teams player in the nation...Led the team as he set school season-records with 88 receptions for 1,422 yards (16.8 avg.) and 8 touchdowns, shattering the previous marks of 76 catches by Jim Greth (1966) and 1,134 yards by Keith Hartwig (1954)...Second on the team with 14 carries for 200 yards (14.3 avg) and a score...Led the conference and ranked second in the nation with 23 punt returns for 436 yards (19.0 avg) and a pair of touchdowns...Added 191 yards on 9 kickoff returns (21.2 avg.)...Averaged 187.4 all-purpose yards per game. *Penn State*...Opened the season with 86 yards on 8 catches and 31 yards on 2 punt returns. *Texas Christian*... Followed with 10 receptions for 257 yards and 3 touchdowns, including a 59-yarder, adding 13 yards on a reverse, 39 yards on 2 kickoff returns and 5 yards on 2 punt returns for 314 all-purpose yards...Only Derek Hill (343 vs. Stanford in 1987) and Art Luppino (359 vs. New Mexico State in 1954) gained more all-purpose yards

**HEIGHT**  
5-11

**WEIGHT**  
175

**COLLEGE**  
Arizona

**BIRTH DATE**  
Dec. 22, 1977

**HOW ACQUIRED**  
D (2a) - '00

**YEAR IN NFL**  
R

## 2000 DRAFT PICKS

DENNIS NORTHCUTT *continued*

in a game for the Wildcats...Only Jeremy McDaniel (283 vs. California in 1996) had more yards receiving in a game in Arizona annals...His 10 catches rank sixth on the school's game-record chart. *Middle Tennessee*...Returned a punt 80 yards for a touchdown. *Stanford*...Snatched 8 passes for 139 yards with touchdowns of 7 and 15 yards, rushed 1 time for 13 yards, returned 3 kickoffs for 81 yards, had a 9-yard punt return and made a solo tackle while amassing 242 all-purpose yards. *Washington State*...Rushed 1 time for 15 yards, caught 5 passes for 107 yards and returned 3 punts for 86 yards, including a 68-yarder that set up a score. *Southern California*...Gained 121 yards on 8 grabs, including a 30-yard score. *Texas-El Paso*...Ran 23 times for 68 yards, snared 4 passes for 76 yards and returned 3 punts for 49 yards...Also recorded a solo tackle. *Oregon*...Scored on an 80-yard reverse, adding 9 grabs for 140 yards with a 32-yard touchdown. *UCLA*...Hauled in 7 passes for 121 yards and returned 4 punts for 40 yards. *Washington*...Followed with 8 receptions for 112 yards and 3 punt returns for 35 yards. *Oregon State*...Caught 8 passes for 96 yards and returned 4 kickoffs for 71 yards. *Arizona State*...Closed out his career with 8 receptions for 127 yards, including an 80-yard touchdown, rushed 2 times for 12 yards and returned a punt 81 yards for a touchdown.

**1998:** All-Pac-10 Conference First-Team selection by The Sports Network...Led the team with 63 receptions for 916 yards (15.8 avg.) and 9 touchdowns...Carried 9 times for 69 yards (7.7 avg.)...Returned 38 punts for 437 yards (11.5 avg.)...Added 219 yards on 11 kickoff returns (19.9 avg.)...Averaged 137.3 all-purpose yards per game. *Hawaii*...Snatched 8 passes for 91 yards and a 7-yard score. *Stanford*...Hauled in 5 passes for 160 yards and a 33-yard touchdown. *Iowa*...Followed with 157 yards and a 44-yard touchdown on 5 catches. *San Diego State*...Set up a score with a 51-yard punt return and gained 50 yards on 5 catches. *Washington*...Caught 8 passes for 92 yards, including a 25-yard touchdown. *UCLA*...Had 8 receptions for 103 yards. *Northeast Louisiana*...Grabbed 5 passes for 71 yards with scores of 24 and 5 yards. *Oregon*...Had a 53-yard punt return and 4 catches for 50 yards. *Arizona State*...Gained 71 yards on 4 catches. *Nebraska (Holiday Bowl)*...Caught 4 passes for 47 yards, returned 3 punts for 24 yards and had a pair of kickoff returns for 37 yards.

**1997:** All-Pac-10 Conference Second-Team pick...Started every game, leading the team with 58 receptions for 767 yards (13.2 avg.) and 9 touchdowns...Rushed 6 times for 105 yards (17.5 avg.) and a score...Returned 10 kickoffs for 230 yards (23.0 avg.)...Averaged 100.2 all-purpose yards per game...Also recorded a pair of solo tackles. *Oregon*...Gained 74 yards on 8 catches. *San Diego State*...Had 6 catches for 121 yards with 7 and 56-yard scores. *Stanford*...Followed with a pair of 18-yard touchdown grabs. *Washington*...Snatched 10 passes for 135 yards. *Washington State*...Made 6 grabs for 84 yards and a 37-yard score. *Oregon State*...Added 87 yards on 4 catches with a 47-yard touchdown. *California*...Ran for a 62-yard score and caught 8 passes for 69 yards, including touchdowns of 5 and 28 yards. *Arizona State*...Had a 40-yard scoring catch. *New Mexico (Insight.com Bowl)*...Returned 2 kickoffs for 50 yards, 2 punts for 6 yards, had 2 catches for 19 yards and ran 2 times for 25 yards.

**1996:** Reserve receiver and cornerback, playing in 11 games...Caught 8 passes for 75 yards (9.4 avg.) and a touchdown...Carried 5 times for 8 yards (1.6 avg.)...Recovered 2 fumbles, deflected 2 passes, made 1 solo tackle and had a pair of interceptions for 63 yards in returns...Lined up at cornerback for the first three games before moving to offense. *Illinois*...Scored his first career touchdown on a 63-yard interception return, finishing the day with a pair of pass thefts. *California*...Became the first Wildcat since 1975 to score on both offense and defense in the same season as he had a 46-yard touchdown reception.

**1995:** Redshirted as a freshman.

**Personal:** All-City and All-Conference selection at Dorsey (Los Angeles, Calif.) High...Lettered twice in both football and track...City Offensive Player of the Year, running for 900 yards on 74 carries, averaging 34.2 yards per kickoff return and setting a school record with 23 touchdowns as a senior...Honor Roll student, graduating with a 3.3 grade point average...Majored in communications...Cousin, Greg Gales, played football at Nevada-Las Vegas...Son of Bonita Huskey...Born Dec. 22, 1977...Resides in Los Angeles, Calif.



DENNIS NORTHCUTT *continued*

2000 DRAFT PICKS

## NORTHCUTT'S OFFENSIVE STATISTICS

Date	RUSHING					RECEIVING				
	No.	Yds	Avg.	Lg	TD	No.	Yds	Avg.	Lg	TD
1996	5	8	1.6	4	0	8	75	9.4	1	46
1997	8	130	16.3	62	1	60	786	13.1	9	56
1998	10	54	5.4	28	0	67	969	14.5	6	56
1999	14	200	14.3	80	1	88	1,422	16.2	8	80
<b>Career</b>	<b>37</b>	<b>392</b>	<b>10.6</b>	<b>80</b>	<b>2</b>	<b>223</b>	<b>3,252</b>	<b>14.6</b>	<b>24</b>	<b>80</b>

## NORTHCUTT'S DEFENSIVE STATISTICS

Year	TACKLES			Sacks		Int's	Passes	Fumbles		TDs
	Total	Solo	Asst.	No./ Yds.	No./Yds	Def.	Def.	Rec./For.		
1996	1	1	0	0/0	2/63	2	2	2/0	1	
1997	2	2	0	0/0	0/0	0	0	0/0	0	
1998	-	-	-	-	-	-	-	-	-	
1999	2	2	0	0/0	0/0	0	0	0/0	0	
<b>Career</b>	<b>5</b>	<b>5</b>	<b>0</b>	<b>0/0</b>	<b>2/63</b>	<b>2</b>	<b>2</b>	<b>2/0</b>	<b>1</b>	

## NORTHCUTT'S SPECIAL TEAMS STATISTICS

Year	PUNT RETURNS					KICKOFF RETURNS				
	Ret.	Yards	Avg.	Long	TD	Ret.	Yards	Avg.	Long	TD
1996	4	32	8.0	20	0	1	23	23.0	23	0
1997	3	6	2.0	9	0	12	280	23.3	45	0
1998	41	461	11.2	53	0	13	256	19.7	24	0
1999	23	935	19.0	81	2	9	191	21.2	32	0
<b>Career</b>	<b>71</b>	<b>935</b>	<b>13.2</b>	<b>81</b>	<b>2</b>	<b>35</b>	<b>750</b>	<b>21.4</b>	<b>45</b>	<b>0</b>

# TRAVIS PRENTICE 41

## RUNNING BACK



**Career Transactions:** Selected by the Cleveland Browns in the third round, 63rd overall, in the 2000 NFL Draft.

**College Highlights:** Shattered Miami's career-record for touchdowns rushing after only his eleventh game as a starter...Holds the NCAA's all-time records for points scored (468), touchdowns rushing (73) and total touchdowns (78)...Also established NCAA records for most games scoring a touchdown (35), most games with more than one score (25), most 1,500-yard rushing seasons (3) and consecutive carries without a fumble (862)...Holds 35 school game, season and career records...Holds the Mid-American Conference career-records for most yards rushing (5,596), points scored, touchdowns and all-purpose yardage (6,118)...Became only the second player in conference annals to lead the MAC in rushing three consecutive years...Ran for over 100 yards in 28 contests...His 5,596 yards rushing ranks fourth on the NCAA Division I-A career-record chart.

**1999:** All-America Dream Team selection by SportsPage.com, adding Second-Team national honors from The Sporting News and Third-Team accolades from the

**HEIGHT**  
5-11

**WEIGHT**  
221

**COLLEGE**  
Miami (Ohio)

**BIRTH DATE**  
Dec. 8, 1976

**HOW ACQUIRED**  
D (3a) - '00

**YEAR IN NFL**  
R

# PLAYERS

## 2000 DRAFT PICKS

TRAVIS PRENTICE *continued*

Associated Press...Consensus All-MAC First-Team choice...Shared team Most Valuable Player honors with line-backer Dustin Cohen...Semi-finalist for the Doak Walker Award, given to the nation's top running back...Earned MAC Player of the Week honors vs. West Virginia and Akron...Continued to live up to his nickname, "Touchdown Travis" as he carried 354 times for 1,659 yards (4.7 avg.) and 17 touchdowns...Caught 19 passes for 270 yards (14.2 avg.) and 4 scores...Scored 126 points (second in the nation with an average of 11.5 points per game) and registered a solo tackle...Averaged 175.4 all-purpose yards per game, the fifth-best total in the nation. *Northwestern*...Opened the season with 33 attempts for 151 yards with 9 and 23-yard scores, adding a 12-yard catch. *West Virginia*...Followed with 165 yards on 29 tries, including a 3-yard touchdown and snatched 2 passes for 87 yards and an 81-yard score...His 81-yarder was the seventh-longest reception in school history and the longest by a RedHawk since Gordon Benning's 88-yard catch vs. Bowling Green in 1993. *Eastern Michigan*...Followed with 38 runs for 116 yards, including 15, 3 and 4-yard touchdowns and also snatched 4 passes for 56 yards and a 58-yard score. *Central Michigan*...Added touchdown runs of 1 and 2 yards. *Marshall*...Carried 27 times for 131 yards and had a 12-yard scoring grab. *Bowling Green*...Amassed 209 yards with 4 and 53-yard touchdowns on 34 tries and hauled in 4 passes for 54 yards, including a 29-yard score. *Kent*...Rushed 43 times for 149 yards and a 1-yard touchdown...His 43 carries rank fifth on the school's game-record list. *Cincinnati*...Scored on a 1-yard run and made a solo tackle. *Akron*...Earned ESPN and CNN.SI National Player of the Week honors as he gained a school game-record 411 all-purpose yards...Carried 41 times for 376 yards (sixth-best game in NCAA annals) with 3 touchdowns, including a 72-yarder that broke the NCAA touchdown and scoring records held by Ricky Williams of Texas (452 points, 75 scores, 1995-98), had a 35-yard catch and also attempted a pass. *Ohio University*...Ran 25 times for 69 yards and a 1-yard score. *Buffalo*...Closed out his career with 29 carries for 163 yards and a touchdown.

**1998:** All-America First-Team selection by The Sports Network, adding Third-Team honors from Football News...All-MAC First-Team choice and recipient of the Vern Smith Award, given to the conference's Player of the Year...Earned MAC Offensive Player of the Year honors from *Football News*...Semi-finalist for the Doak Walker Award...Team MVP...Gained over 100 yards rushing 10 times...Set school season-records with 365 carries for 1,787 yards (4.9 avg.), breaking the previous marks of 326 attempts by Bob Hitchens in 1972 and 1,627 yards by Deland McCullough in 1995...Ran for 19 touchdowns, the second-best season total in RedHawk annals behind his 1997 total of 25 scores...Caught 11 passes for 107 yards (9.7 avg) and a score...Led the team in scoring with 120 points...Averaged 172.2 all-purpose yards per game. *North Carolina*...Facing one of the nation's premier defenses, he led the team to a 13-10 decision as he scored on a 2-yard run late in the fourth quarter, finishing the day with 162 yards on 37 chances and 8 yards on a reception. *Army*...Rushed 37 times for 164 yards, including a game-winning 45-yard touchdown with 3:11 remaining in a 14-13 victory. *Toledo*...Amassed 227 yards with 2, 1 and 9-yard touchdowns on 37 runs. *Bowling Green*...Helped the team to a 24-12 triumph on both sides of the ball, gaining 135 yards on 32 attempts with 1 and 5-yard touchdowns while adding 8 yards on 3 catches...He also made the play of the game as he made a touchdown-saving tackle on Bowling Green's Karl Rose's interception return. *Ball State*...Followed with 34 tries for 148 yards. *Cincinnati*...Picked up 127 yards on 29 runs with touchdowns of 1 and 55 yards. *Ohio University*...Exploded for a season-high 237 yards on 44 carries with 6, 18, 1 and 5-yard scores and had 2 receptions for 3 yards, finishing with 240 all-purpose yards. *Northern Illinois*...Rushed 36 times for 179 yards, including 1 and 11-yard touchdowns. *Kent*...Piled up a season-high 262 all-purpose yards as he ran 25 times for 197 yards with touchdowns of 10, 29, 1 and 45 yards, adding a 65-yard scoring grab...His five total touchdowns tied the school's oldest game-record first set by Wilbur Cartwright vs. Ashland in 1930. *Akron*...Despite leaving in the third quarter with a rib contusion, he closed out the season with 22 carries for 127 yards.

**1997:** Third-Team All-America choice by The Poor Man's Guide to the NFL Draft, adding honorable mention from Football News All-MAC First-Team pick...Named MAC Player of the Week four times...One of eight semi-finalists for the Doak Walker Award, given to the nation's premier running back...Established school and conference season-records with 25 touchdowns on the ground, 25 scores overall and 150 points scored (tied for eighth-best in NCAA Division I-A annals)...His 150 points shattered the previous Miami record of 96 by George Swann in 1985...Carried 296 times for 1,549 yards (5.2 avg.), the second-best season total in school history, topped only by Deland McCullough's 1,627 in 1995...His 1,687 all-purpose yards rank behind McCullough (1,724 in 1995) and Swann (1,952 in 1985) on Miami's annual record chart...Caught 23 passes for 138 yards (6.0 avg.)...Rushed for over 100 yards in eight games, two shy of the school season-record of 10 by McCullough in 1995. *Ball State*...Named



TRAVIS PRENTICE *continued*

## 2000 DRAFT PICKS

MAC Offensive Player of the Week as he ran 26 times for 123 yards and 2 scores in a 27-10 defeat. *Bowling Green*...Followed with 103 yards and 3 touchdowns on 29 tries. *Akron*...Rushed 30 times for 157 yards and 2 scores. *Army*...Scored on runs of 1 and 3 yards in a 38-14 triumph. *Virginia Tech*...Picked up 82 yards on 21 attempts with a pair of touchdowns, including a game-winning 8-yarder in a 24-17 decision. *Kent*...Powered his way for 146 yards and 3 touchdowns on 27 tries. *Marshall*...Gained 203 yards on 30 carries with 4 scores and caught 4 passes for 16 yards in a 45-21 victory, earning MAC Offensive Player of the Week honors...His four touchdowns tied a school game-record. *Cincinnati*...Ran 26 times for 85 yards, including a score and gained 26 yards on 4 receptions. *Toledo*...Added 156 yards on 31 attempts and 24 yards on a pair of catches. *Ohio University*...Named MAC Offensive Player of the Week as he carried 41 times for 227 yards (sixth-highest game total in school annals) and 2 scores in a 45-21 win. *Northern Illinois*...Closed out the season with 22 carries for 239 yards and 4 touchdowns in a 42-0 shutout, earning MAC Offensive Player of the Week honors for the second-straight game...His 239 yards were the most by a Miami runner in a game since Tony Carter picked up 250 yards vs. Ohio University in 1990...The game also marked the first time in RedHawk history that a player scored 4 touchdowns in a contest twice in the same season (also in a career).

**1996:** Despite serving as a reserve to Ty King, he still managed to finish second on the team with 601 yards on 123 carries (4.9 avg.)...His 12 touchdowns rushing was the sixth-highest season total in school history. *Kent*...Began his collegiate career in explosive fashion as he rushed 18 times for 102 yards with 2 and 11-yard touchdowns in a 64-6 romp. *Central Michigan*...Carried 16 times for 125 yards and 3 scores in a 46-14 win. *Eastern Michigan*...Followed with 19 rushes for 85 yards with 3, 1 and 2-yard touchdowns in a 35-25 decision...It marked the first time a freshman rushed for 3 scores in consecutive games in school history. *Toledo*...Gained 66 yards on 15 tries with a 17-yard score in a 27-7 triumph. *Ohio University*...Added 16 rushes for 80 yards, including 1 and 3-yard touchdowns in a 24-8 victory.

**1995:** Redshirted as a freshman.

**Personal:** All-District First-Team and All-State Second-Team selection as a senior at Manual (Louisville, Ky.) High...Rushed for 1,510 yards with 17 touchdowns during his final season...Had three 200-yard efforts that year, including 230 vs. Valley High...Also set a school game-record with 6 touchdowns...All-District honorable mention as a junior...All-District First-Team and All-State honorable mention in his sophomore campaign...Majored in Elementary Education at Miami...One of three children (brother, Brian, sister, Tasha) of Marilyn and Jerry Prentice...Born Travis Jason Prentice on Dec. 8, 1976...Resides in Louisville, Ky.

## PRENTICE'S OFFENSIVE STATISTICS

Date	RUSHING					RECEIVING				
	No.	Yds	Avg.	Lg	TD	No.	Yds	Avg.	Lg	TD
1996	123	601	4.9	35	12	1	7	7.0	7	0
1997	296	1,549	5.2	25	25	23	138	6.0	16	0
1998	365	1,787	4.9	55	19	11	107	9.7	65	1
1999	354	1,659	4.7	75	17	19	270	14.2	81	4
<b>Career</b>	<b>1,138</b>	<b>5,596</b>	<b>4.9</b>	<b>75</b>	<b>73</b>	<b>54</b>	<b>522</b>	<b>9.7</b>	<b>81</b>	<b>5</b>

## 2000 DRAFT PICKS



# 88 JAJUAN DAWSON

WIDE RECEIVER

**HEIGHT**  
6-1

**WEIGHT**  
197

**COLLEGE**  
Tulane

**BIRTH DATE**  
Nov. 5, 1977

**HOW ACQUIRED**  
D (3b) - '00

**YEAR IN NFL**  
R

**Career Transactions:** Selected by the Cleveland Browns in the third round, 79th overall, in the 2000 NFL Draft.

**College Highlights:** Ranks second in school annals with 234 receptions for 3,048 yards, topped only by Marc Zeno (236 for 3,725 yards, 1984-87)...His 31 touchdown catches broke the old Green Wave career-record of 25 by Zeno.

**1999:** All-America Second-Team, All-Conference USA First-Team and Conference USA Offensive Player of the Year by SportsPage.com...Shattered the school season-record with 96 receptions, despite missing the Houston game...That total topped the previous mark of 77 by Marc Zeno in 1987...Gained 1,051 yards (10.9 avg.) with 6 touchdowns...Gained over 100 yards receiving six times...Had at least 10 receptions in five straight contests...Added 328 yards on 14 kickoff returns (23.4 avg.). *Southern Mississippi*...Had 9 receptions for 71 yards and a score. *Southern Methodist*...Hauled in 16 passes for 218 yards...Only Zeno (238 vs. Southwestern Louisiana in 1987) and Jerome McIntosh (271 vs. Vanderbilt in 1989) had more yards receiving in a game for the Green Wave...His 16 catches broke the old school game-record of 15 by Wil Ursin vs. East Carolina in 1991. *Army*...Added 10 catches for 125 yards with a 39-yard touchdown. *Syracuse*... Picked up 125 yards on 10

grabs and 32 yards on a kickoff return. *Mississippi*...Snared 15 passes for 125 yards, including a 24-yard touchdown and returned 4 kickoffs for 91 yards. *Southwestern Louisiana*...Hauled in 11 passes for 138 yards with scores of 7 and 25 yards, adding 66 yards on a pair of kickoff returns. *East Carolina*...Caught 7 passes for 62 yards with a touchdown and returned 6 kickoffs for 116 yards. *Alabama-Birmingham*...Closed out his career with 8 receptions for 112 yards and 2 touchdowns, including a 61-yarder.

**1998:** Second-Team All-Conference USA selection...Started every game, catching 68 passes for 947 yards (both sixth-best on the school's season-record list) for a 13.9-yard average and 12 touchdowns...Only Marc Zeno (13 in 1987) had more touchdown grabs in a season for Tulane... Had at least 100 yards receiving in five contests. *Houston*...Despite spending two days in the hospital the week of the game due to a staph infection of the elbow, he caught touchdown passes of 4 and 15 yards. *Southern Methodist*...Snatched 6 passes for 178 yards and a 94-yard score (longest reception in school history). *Louisville*...Gained 141 yards on 9 catches with a 29-yard touchdown. *Southwestern Louisiana*...Hauled in 6 passes for 115 yards, including a 15-yard score. *Memphis*...Grabbed 10 passes for 127 yards and a pair of touchdowns. *Army*...Followed with 122 yards on 8 catches with 43 and 12-yard touchdowns. *Brigham Young (Liberty Bowl)*...Caught 6 passes for 83 yards.

**1997:** First-Team All-Conference USA selection, despite having his huge season cut short by broken ankle in first quarter vs. Southwestern Louisiana (eighth game)...In only 29 quarters of action, he snatched 52 passes for 839 yards (16.1 avg) and 10 touchdowns. *Cincinnati*...Began the season with 3 touchdowns among his 7 catches, good for a total of 79 yards. *Rice*...Amassed 142 yards on 9 catches, including a 78-yard touchdown. *Syracuse*...Followed with 7 receptions for 204 yards. *Army*...Caught 4 passes for 130 yards and 3 touchdowns. *Louisville*...Hauled in 10 passes for 92 yards and a score. *East Carolina*...Snared 6 passes for 123 yards and a pair of touchdowns.

**1996:** Reserve receiver, playing in every game...Fourth on the team with 18 catches for 211 yards (11.7 avg.) and a touchdown. *Cincinnati*...Had 3 catches for 32 yards in his first game for the Green Wave. *Memphis*...Gained 51 yards on 4 receptions. *Army*...Scored his first career touchdown on a 17-yard catch. *Louisiana State*...Finished the season with a pair of grabs for 31 yards.

**1995:** Redshirted as a freshman.



JAJUAN DAWSON *continued*

2000 DRAFT PICKS

**Personal:** Two-time All-District and All-Region selection as a defensive back at H.L. Bourgeois (Gibson, La.) High...Rushed for 700 yards and 8 touchdowns during career...Passed for 1,453 yards and 7 scores...Had 46 tackles and 2 interceptions...Member of National Honor Society and *Who's Who Among American High School Students*...Outstanding basketball player, earning All-District honors and finishing as school's eighth all-time leading scorer with 1,023 points...Team captain in both football and basketball...Also a member of relay units in track...Named to academic all-state team...Business major...Son of Frederick and Susan Dawson... Born JaJuan LaTroy Dawson on Nov. 5, 1977 in Houston, Texas...Resides in Gibson, La.

## DAWSON'S OFFENSIVE STATISTICS

Date	RUSHING					RECEIVING				
	No.	Yds	Avg.	Lg	TD	No.	Yds	Avg.	Lg	TD
1996	0	0	0	0	0	18	211	11.7	25	1
1997	0	0	0	0	0	52	839	16.1	79	10
1998	0	0	0	0	0	68	947	13.9	94	12
1999	1	3	3.0	3	0	96	1,051	10.9	61	8
<b>Career</b>	<b>1</b>	<b>3</b>	<b>3.0</b>	<b>3</b>	<b>0</b>	<b>234</b>	<b>3,048</b>	<b>13.0</b>	<b>94</b>	<b>31</b>

# LEWIS SANDERS 25

DEFENSIVE BACK



**Career Transactions:** Selected by the Cleveland Browns in the fourth round, 95th overall, in the 2000 NFL Draft.

**College Highlights:** Only the fourth player in Maryland history to return two kickoffs for touchdowns in a career...Ranks sixth on the Terps' career-record list with 956 yards on kickoff returns and seventh with 10 interceptions.

**1999:** All-America Third-Team choice by SportsPage.com and *The Sporting News*...All-Atlantic Coast Conference First-Team selection...Semi-finalist for the Jim Thorpe Award, given to the nation's top defensive back...Returned to the football field after missing the 1998 season, starting all year at strongside cornerback...Led the ACC in interceptions and ranked third in kickoff returns...Recorded 56 tackles (43 solos) with 14 pass deflections...Recovered 3 fumbles and caused another...Had 6 interceptions for 37 yards in returns...Added 482 yards and a touchdown on 18 kickoff returns (26.8 avg.). *Temple*...In his first game since 1997, he intercepted a pass, deflected another, recovered a fumble, returned a kickoff 26 yards and made 4 hits. *Western Carolina*...Had 4 tackles and returned 2 kickoffs for 120 yards, including a 98-yard touchdown. *West Virginia*...Returned an interception 28 yards, advanced a fumble recovery 28 yards for a touchdown, deflected 2 passes, returned a kickoff 32 yards and was in on 5 tackles (4 solos). *Georgia Tech*...Added 4 solo tackles, caused a fumble which he recovered, gained 39 yards on a pair of kickoff returns and added 14 yards on an interception return. *Wake Forest*...Posted 8 tackles (5 solos) with a 50-yard kickoff return and an interception. *North Carolina*...Picked off a pass and delivered 4 hits. *Duke*...Made 8 tackles (7 solos) with a pair of pass deflections and 2 kickoff returns for 35 yards. *North Carolina State*...Followed with 4 kickoff returns for 82 yards, a deflected pass and 6 tackles (4 solos). *Virginia*...Closed out his career with 7 solo tackles and 2 pass break-ups.

**1998:** Sat out the season while recuperating from surgery to repair nerve damage in his shoulder suffered in the final game (vs. Georgia Tech) of the 1997 season.

**HEIGHT**  
6-0

**WEIGHT**  
200

**COLLEGE**  
Maryland

**BIRTH DATE**  
June 22, 1978

**HOW ACQUIRED**  
D (4a) - '00

**YEAR IN NFL**  
R

# PLAYERS

## 2000 DRAFT PICKS

LEWIS SANDERS *continued*

**1997:** Started 10 games at free safety...Ranked third in the conference with 4 interceptions for 99 yards in returns...Gained 460 yards on 19 kickoff returns (24.2 avg) and a touchdown...Recorded 74 tackles (54 solos) with a 12-yard sack and 4 stops for losses of 19 yards...Recovered 2 fumbles and caused another...Deflected a pass. *Ohio University*...Had 9 tackles (8 solos) and 3 kickoff returns for 57 yards. *Florida State*...Caused and recovered a fumble. *North Carolina*...Made 7 tackles and returned a kickoff 90 yards for a touchdown. *Temple*...Intercepted 3 passes for 99 yards in returns, delivered 9 tackles (7 solos), including one for a loss and gained 64 yards on 3 kickoff returns. *West Virginia*...Registered 10 tackles (6 solos). *Clemson*...Deflected a pass and collected a season-high 12 hits (10 solos). *Virginia*...Recovered a fumble, had a 12-yard sack and made 5 tackles. *North Carolina State*...Followed with 10 tackles (9 solos) and an interception. *Georgia Tech*...Was in on 5 tackles and gained 62 yards on 3 kickoff returns before suffering nerve damage in his shoulder.

**1996:** Played in 11 games as a true freshman, seeing action in the defensive secondary and on special teams...Totaled 6 tackles (4 solos) with a 4-yard sack, a pass deflection and a fumble recovery. *Florida State*...Registered a 4-yard sack and made 3 tackles. *Alabama-Birmingham*...Returned 2 kickoffs for 14 yards and recovered a fumble.

**Personal:** Blue Chip Illustrated All-America choice, adding Prep Football Report All-East honors at St. Peter's (Staten Island, N.Y.) High...All-Star selection by the New York Daily News and Long Island Newsday...All-League pick as a junior and senior...Rushed for 800 yards and scored 10 touchdowns as a senior...Criminology major and criminal justice minor...Son of Vanessa and Lewis Sanders...Born Lewis Lindell Sanders on June 22, 1978...Resides in Staten Island, N.Y.

### SANDERS' DEFENSIVE STATISTICS

Year	Total	TACKLES		Sacks No/Yds	Int's No/Yds	Passes Def.	Fumbles Rec./For.
		Solo	Asst.				
1996	6	4	2	0/0	0/0	1	1/0
1997	74	54	20	1/12	4/99	1	2/1
1998				Did not Play			
1999	56	43	13	0/0	6/37	14	3/1
<b>Career</b>	<b>136</b>	<b>101</b>	<b>35</b>	<b>1/12</b>	<b>10/136</b>	<b>16</b>	<b>6/2</b>

### SANDERS' SPECIAL TEAMS STATISTICS

Year	Ret.	KICKOFF RETURNS			Long	TD
		Yards	Avg.			
1996	2	14	7.0	14	0	
1997	19	460	24.2	90	1	
1998			Did not Play			
1999	18	482	26.8	98	1	
<b>Career</b>	<b>39</b>	<b>956</b>	<b>24.5</b>	<b>98</b>	<b>2</b>	



# AARON SHEA

# 35

## TIGHT END



**Career Transactions:** Selected by the Cleveland Browns in the fourth round, 110th overall, in the 2000 NFL Draft.

**College Highlights:** Career totals include 27 rushes for 104 yards and 68 catches for 574 yards and 5 touchdowns.

**1999:** Super Sleeper Team and All-Big Ten Conference Second-Team selection by Sports Page.com...Lined up at fullback, gaining 31 yards on 11 carries (2.8 avg.)...Third on the team with 38 receptions for 289 yards (7.6 avg.) and 3 touchdowns...Credited with 40 knockdown blocks. *Syracuse*...Snatched 3 passes for 22 yards with a 22-yard score and made an assisted tackle. *Wisconsin*... Followed with an 8-yard touchdown reception and leveled linebacker Donnell Thompson on a 45-yard scoring scamper on a reverse by receiver David Terrell. *Purdue*...Caught 4 passes for 52 yards. *Michigan State*...Hauled in 7 passes for 75 yards, including an 8-yard score and posted a solo tackle. *Indiana*...Both of his receptions (total of 10 yards) resulted in first downs while also making a key block that opened a hole used by tailback Anthony Thomas for a 23-yard touchdown run. *Penn State*...Cut blocked linebacker Brandon Short to clear a path for QB Tom Brady's 5-yard scoring run. *Alabama (Orange Bowl)*...Closed out his career with 50 yards on 7 catches.

**1998:** All-Big Ten Conference honorable mention...Appeared in 11 games, starting vs. Notre Dame, Iowa, Indiana, Wisconsin and Hawaii at fullback...Carried 16 times for 73 yards (4.6 avg.)...Fourth on the team with 16 receptions for 154 yards (9.6 avg.) and a touchdown...Recorded 4 tackles (3 solos). *Syracuse* and *Eastern Michigan*...Did not play (leg). *Michigan State*...Ran 3 times for 14 yards, grabbed 2 passes for 18 yards and leveled linebacker Julius Peterson on a 1-yard scoring plunge by QB Tom Brady. *Iowa*...Gained a season-high 37 yards on 6 attempts. *Penn State*...Hauled in 3 passes for 58 yards, including a 26-yard touchdown and also brought down defensive end Brad Scioli on a 1-yard scoring run by RB Anthony Thomas. *Wisconsin*...Gained 39 yards on a pair of catches. *Ohio State*...Had 3 receptions for 23 yards, 3 carries for 8 yards and dropped defensive end James Cotton on a 3-yard scoring toss from Brady to WR Tai Streets. *Arkansas (Citrus Bowl)*...Made 2 catches for 10 yards.

**1997:** Appeared in every game, starting vs. Michigan State at tight end...Finished with 9 receptions for 85 yards (9.4 avg.)...Recorded 5 solo tackles. *Ohio State*...Had a pair of tackles and a 9-yard catch. *Minnesota*...Gained a season-high 51 yards on 3 catches. *Michigan State*...Posted a solo tackle and set up a score with an 11-yard grab. *Notre Dame*...Added 10 yards on 2 receptions and took down defensive end Lamont Bryant on a 4-yard touchdown run by Clarence Williams. *Washington State (Rose Bowl)*...Delivered a solo tackle.

**1996:** Played in every game, earning a starting assignment at tight end vs. Penn State...Caught 5 passes for 46 yards (9.2 avg) and a touchdown. *Minnesota*...Snared 2 passes for 13 yards. *Penn State*...Scored his first career touchdown on a 25-yard reception. *Alabama (Outback Bowl)*...Added a 6-yard catch.

**1995:** Redshirted as a freshman...Performed on the scout team as a fullback...Moved to tight end in spring drills after the season.

**Personal:** All-America selection by Super Prep (rated the top tight end prospect in the country by that publication) and Blue Chip Illustrated (rated second in the nation) at Ottawa (Ill.) High...Rated the sixth-best defensive end prospect in the country by the National Recruiting Advisor...Added All-State honors...Lettered three times as a fullback, tailback, quarterback, linebacker, tight end and split end...Carried 123 times for 574 yards (4.7 avg.) with 10 touchdowns, caught 24 passes for 292 yards (12.1 avg.), including five scores, recorded 115 solo

**HEIGHT**  
6-3

**WEIGHT**  
244

**COLLEGE**  
Michigan

**BIRTH DATE**  
Dec. 5, 1976

**HOW ACQUIRED**  
D (4b) - '00

**YEAR IN NFL**  
R

## 2000 DRAFT PICKS

AARON SHEA *continued*

tackles, had nine sacks and three interceptions as a senior...Majored sports management and communications major, enrolled in the College of Kinesiology...Born Dec. 9, 1976...Resides in Ottawa, Ill.

### SHEA'S OFFENSIVE STATISTICS

Date	No.	RUSHING				RECEIVING				
		Yds	Avg.	Lg	TD	No.	Yds	Avg.	Lg	TD
1996	0	0	0	0	0	5	46	9.2	25	1
1997	0	0	0	0	0	9	85	9.4	23	0
1998	16	73	4.6	13	0	16	154	9.6	30	1
1999	11	104	3.9	13	0	38	289	7.6	36	3
<b>Career</b>	<b>27</b>	<b>104</b>	<b>3.9</b>	<b>13</b>	<b>0</b>	<b>68</b>	<b>574</b>	<b>8.4</b>	<b>36</b>	<b>5</b>



## 26 ANTHONY MALBROUGH

### DEFENSIVE BACK

**HEIGHT**  
5-10

**WEIGHT**  
185

**COLLEGE**  
Texas Tech

**BIRTH DATE**  
Dec. 9, 1976

**HOW ACQUIRED**  
D (5a) - '00

**YEAR IN NFL**  
R

**Career Transactions:** Selected by the Cleveland Browns in the fifth round, 130th overall, in the 2000 NFL Draft.

**College Highlights:** Career totals include 65 tackles (50 solos) and 2 interceptions...Began his collegiate career as a running back.

**1999:** Started all year at left cornerback, finishing with a team-high 11 pass deflections, an interception, a quarterback pressure and 42 tackles (31 solos). *Arizona State*...Opened the season with a pair of pass break-ups. *Louisiana-Lafayette*... Followed with a 4-tackle effort. *Oklahoma State*...Registered a season-high 8 tackles (6 solos). *Colorado*...Deflected 2 passes and made 7 hits (4 solos). *Baylor*... Came up with 3 pass deflections and a 3-yard interception return. *Iowa State and Texas*...Posted 5 tackles with a pass break-up in both games. *Oklahoma*...Closed out his career with 4 tackles (3 solos) and a pressure.

**1998:** Recipient of the J.T. King award, given to the team's Most Improved Player...Saw action in every game as a reserve cornerback...Recorded 23 tackles (19 solos) with 6 pass deflections and an interception. *Colorado*... Collected a season-high 6 solo tackles. *Iowa State*...Had a pair of hits and batted away 4 passes.

*Texas-El Paso*...Intercepted a pass to set up a score.

**1997:** Reserve tailback, seeing action in four games...Carried 8 times for 37 yards (3.4 avg) and had a 9-yard reception. *Southwestern Louisiana*...Gained a season-high 36 yards on 3 attempts. *Kansas State*...Returned a pair of kickoffs for 31 yards. *Tennessee*...Had a 9-yard catch.

**1996:** Redshirted.

**1995:** Attended Texas Tech as a regular student and worked on academics and strength and conditioning.

**Personal:** Houston Post Texas Top 100 choice as a senior at West Brook (Texas) High...Rushed for 1,347 yards and 17 touchdowns (8.7 avg.) and averaged 27.4 yards on kickoff returns as a senior, earning All-District 22-5A and All-Super Gold honors from the Beaumont Enterprise...Started at cornerback as a junior...Helped the team to 11-2 record and the Class 5A Division I state quarterfinals that year...Also lettered in track, running the third leg on the state champion 1600-meter relay team as a sophomore...Leading scorer on basketball team...Communications major...Son of Patsy Malbrough and the late Joseph Leroy Malbrough...Half-brother,



ANTHONY MALBROUGH *continued*

## 2000 DRAFT PICKS

Jerry Ball, has played 13 seasons in the NFL (Detroit Lions, Cleveland Browns, Oakland Raiders and Minnesota Vikings)...Born Dec. 9, 1976 in Beaumont, Texas.

## MALBROUGH'S DEFENSIVE STATISTICS

Year	TACKLES			Sacks No./Yds	Int's No./Yds.	Passes Def.	Fumbles Rec./For.
	Total	Solo	Asst.				
1998	23	19	4	0/0	1/0	6	0/0
1999	42	31	11	0/0	1/3	11	0/0
<b>Career</b>	<b>65</b>	<b>50</b>	<b>15</b>	<b>0/0</b>	<b>2/3</b>	<b>17</b>	<b>0/0</b>

## MALBROUGH'S OFFENSIVE STATISTICS


Date	RUSHING					RECEIVING				
	No.	Yds	Avg.	Lg	TD	No.	Yds	Avg.	Lg	TD
1997	8	37	3.4	17	0	1	9	9.0	9	0
<b>Career</b>	<b>8</b>	<b>37</b>	<b>3.4</b>	<b>17</b>	<b>0</b>	<b>1</b>	<b>9</b>	<b>9.0</b>	<b>9</b>	<b>0</b>

## MALBROUGH'S SPECIAL TEAMS STATISTICS

Year	Ret.	KICKOFF RETURNS				Long	TD
		Yards	Avg.	Yds	TD		
1997	2	31	15.5	16	0		
<b>Career</b>	<b>2</b>	<b>31</b>	<b>15.5</b>	<b>16</b>	<b>0</b>		

# LAMAR CHAPMAN 27

## DEFENSIVE BACK



**Career Transactions:** Selected by the Cleveland Browns in the fifth round, 146th overall, in the 2000 NFL Draft.

**Career Highlights:** Career totals include 228 tackles (168 solos) and 7 interceptions.

**1999:** All-Big Twelve Conference First-Team selection by Sports Page.com...Served as defensive co-captain...Manned the free safety position, finishing third on the team with 68 tackles (54 solos)...Had an assisted sack for a 7-yard loss and 2 stops for minus 11 yards...Recovered 2 fumbles and caused another...Deflected 11 passes and led the team with 5 interceptions for 117 yards in returns and a touchdown...Added 61 yards on 10 punt returns (6.1 avg.). *Texas-El Paso*...Earned Player of the Game honors as he posted 5 tackles and returned an interception 69 yards for a touchdown. *Iowa State*...Followed with 9 solo stops. *Texas*...Returned an interception 24 yards and delivered 4 solo hits. *Kansas*...Came up with 9 tackles (6 solos), a 20-yard kickoff return and a pass deflection. *Utah State*...Added 6 tackles (5 solos), 2 pass break-ups, a 2-yard interception return and 2 punt returns for 27 yards. *Oklahoma State*...Collected 10 tackles (8 solos), recovered a fumble, deflected 2 passes and gained 17 yards on 3 punt returns. *Colorado*...Caused a fumble and returned an interception 22 yards. *Nebraska*...Delivered a season-high 12 tackles (8 solos) with a fumble recovery and a 25-yard kickoff return. *Missouri*...Had an assisted sack for a 7-yard loss.

**HEIGHT**  
6-0

**WEIGHT**  
186

**COLLEGE**  
Kansas State

**BIRTH DATE**  
Nov. 6, 1976

**HOW ACQUIRED**  
D (5b) - '00

**YEAR IN NFL**  
R

# PLAYERS

## 2000 DRAFT PICKS

LAMAR CHAPMAN *continued*

**1998:** First-Team All-Big Twelve Conference pick by the league's coaches, adding Second-Team honors from the Associated Press...Started all year at free safety, ranking fourth on the team with 67 tackles (43 solos)...Had a pair of stops for losses of 5 yards and 3 pass deflections...Caused and recovered a fumble...Returned an interception 17 yards, 5 punts for 78 yards (15.6 avg.) and had a 27-yard kickoff return. *Indiana State*...Opened the season with a stop behind the line of scrimmage, 4 hits and 2 punt returns for 31 yards. *Texas*...Recovered a fumble and made 5 tackles. *Colorado*...Posted 9 tackles (7 solos) and recovered a fumble. *Oklahoma State*...Followed with 8 hits, including one for a 4-yard loss. *Iowa State*...Caused a fumble, returned an interception 17 yards and was in on 7 tackles (5 solos). *Baylor*...Did not play (elbow). *Nebraska*...Came back to post 11 tackles (6 solos) and deflect a pass. *Missouri*...Made 9 stops (8 solos). *Texas A&M (Big Twelve Championship)*...Credited with 7 tackles (4 solos). *Purdue (Alamo Bowl)*...Had 5 solo tackles, a 6-yard interception return, an 8-yard punt return and 2 deflected passes.

**1997:** All-Big Twelve Conference Second-Team choice...Started at free safety, recording 54 tackles (47 solos) with 3 fumble recoveries and a forced fumble in 10 games...Deflected a pass and returned 10 punts for 138 yards (13.8 avg.), including a touchdown. *Ohio University*...Registered a career-high 17 tackles (15 solos), recovered a fumble which he caused and returned 5 punts for 104 yards, including a school record 94-yard touchdown...His 94-yarder broke the old KSU record of 93 yards, first set by Veryl Switzer vs. Drake in 1953 and matched by Joel Searles vs. Kentucky in 1961. *Bowling Green*...Caused a fumble and returned 3 punts for 31 yards. *Nebraska*...Made 3 tackles before suffering an elbow sprain that forced him to miss the final three quarters and the entire Missouri clash. *Texas Tech*...Delivered 8 tackles (7 solos) and recovered a fumble. *Colorado*...Credited with 11 solo hits and advanced a fumble recovery 10 yards. *Syracuse (Fiesta Bowl)*...Had 7 tackles with a stop behind the line of scrimmage.

**1996:** Appeared in nine games as a reserve cornerback and free safety...Finished with 39 tackles (24 solos), 7 pass deflections and a 30-yard interception return. *Texas Tech*...Made 5 tackles (4 solos) in his first game for the Wildcats. *Indiana State and Cincinnati*...Followed with 6 hits in both games. *Rice*...Registered a season-high 8 solo tackles. *Missouri*...Posted 6 tackles (3 solos) and returned an interception 30 yards, but suffered a hamstring sprain on the runback that forced him to miss the Texas A&M and Oklahoma games. *Brigham Young (Cotton Bowl)*...Played, but did not make any tackles.

**1995:** Redshirted as a freshman.

**Personal:** *Blue Chip Illustrated* All-America selection, adding All-State and All-Area honors at Liberal (Kan.) High...Competed as a defensive back, quarterback and running back...Rushed for 1,160 yards with 25 touchdowns and threw 7 TD passes as a senior...Lettered three times in football and track...Added four letters in basketball...Majored in social science...Son of Saddle and Alvin Madden...Born Nov. 6, 1976 in Liberal, Kan.

### CHAPMAN'S DEFENSIVE STATISTICS

Year	TACKLES			Sacks No./Yds	Int's No./Yds.	Passes Def.	Fumbles Rec./For.
	Total	Solo	Asst.				
1996	39	24	15	0/0	1/30	7	0/0
1997	54	47	7	0/0	0/0	1	0/1
1998	67	43	24	0/0	1/17	3	1/1
1999	68	54	14	0.5/7	5/117	11	2/1
<b>Career</b>	<b>228</b>	<b>168</b>	<b>60</b>	<b>0.5/7</b>	<b>7/164</b>	<b>22</b>	<b>3/3</b>

### CHAPMAN'S SPECIAL TEAMS STATISTICS

Year	PUNT RETURNS					KICKOFF RETURNS				
	Ret.	Yards	Avg.	Long	TD	Ret.	Yards	Avg.	Long	TD
1997	10	138	13.8	94	1	0	0	0	0	0
1998	5	78	15.6	26	0	1	27	27.0	27	0
1999	10	61	6.1	27	0	3	52	17.3	25	0
<b>Career</b>	<b>25</b>	<b>277</b>	<b>11.1</b>	<b>94</b>	<b>1</b>	<b>4</b>	<b>79</b>	<b>19.8</b>	<b>27</b>	<b>0</b>



# SPERGON WYNN 13

## QUARTERBACK



**Career Transactions:** Selected by the Cleveland Browns in the sixth round, 183rd overall, in the 2000 NFL Draft.

**Career Highlights:** Despite playing only two seasons for the Bobcats, he ranks sixth on the school's career-record list with 3,497 yards passing.

**1999:** All-Southland Football League Second-Team choice...Offensive team captain...Hit on 161-of-323 passes (49.8%) for 1,646 yards and 14 touchdowns...Scored 3 times on 94 carries...Averaged 145.2 yards per game in total offense. *Midwestern State (Tex.)*...Opened the season with 21-of-32 tosses for 294 yards and 4 touchdowns, including a 31-yarder to D'Angelo Torres. *Stephen F. Austin*...Ran for a pair of scores and completed 17-of-36 passes for 168 yards. *Troy State*...Gained 226 yards on 24 of 39 tosses with touchdowns of 11 yards to Eric Diogu and 18 yards to Torres. *McNeese State*...Had a 13-yard touchdown run and 17-of-29 passes for 154 yards. *Southern Utah*...Connected on 14-of-25 passes for 203 yards and a pair of touchdowns, including a 58-yarder to Steve Davis. *Nicholls State*...Amassed 179 yards on 16-of-22 throws with 2 touchdowns.

**1998:** Started every game, completing 173 of 284 passes (60.9%) for 1,851 yards and 10 touchdowns...Only David Williams (2,389 in 1995) threw for more yards in a season for the Bobcats...Scored twice on 127 carries...Averaged 150.5 yards per game in total offense. *Delta State*...In his first game for SWT, he hit on 13 of 27 passes for 163 yards and a game-winning 51-yard touchdown to D'Angelo Torres in a 17-10 decision. *Hofstra*...Gained 195 yards on 20 of 32 tosses. *Southern Illinois*...His 16-yard scoring strike to Torres gave the Bobcats a 30-25 win, finishing with 19 of 24 passes for 213 yards. *Troy State*...Followed with 22 of 33 attempts for 238 yards and a 33-yard score to James Stewart, adding another touchdown on a 17-yard run. *Stephen F. Austin*...Completed 14 of 21 throws for 143 yards with a score while also running for a game-winning 12-yard touchdown with 1:46 remaining in a 14-7 triumph. *Jacksonville State*...Threw for a career-high 310 yards on 26 of 39 tries with 3 scores, including 44-yard tosses to Torres and Tyson Olivo...His 310 yards rank seventh on the school's game-record list. *Nicholls State*...Closed out the season by completing 21 of 36 passes for 242 yards with touchdowns of 18, 38 and 29 yards to Torres.

**1995-97:** Attended the University of Minnesota...Lettered once with the football team, but saw minimal action.

**Personal:** Earned three letters at Episcopal (Bellaire, Texas) High...Threw for 917 yards and rushed for 300 yards with 8 touchdowns as a senior, earning All-District honors...Passed for 1,401 yards and rushed for 200 yards and 10 scores as a junior...Added three letters in basketball...Majored in economics...Born Aug. 10, 1978 in Houston, Texas...Resides in Bellaire, Texas.

**HEIGHT**  
6-3

**WEIGHT**  
226

**COLLEGE**  
Southwest Texas State

**BIRTH DATE**  
Aug. 10, 1978

**HOW ACQUIRED**  
D (6a) - '00

**YEAR IN NFL**  
R

### WYNN'S CAREER PASSING STATISTICS

Year	Att.	Comp.	Pct.	Yards	TD	Int.	Long
1998	284	173	60.9	1,851	10	6	51
1999	323	161	49.8	1,646	14	13	58
<b>Career</b>	<b>607</b>	<b>334</b>	<b>55.0</b>	<b>3,497</b>	<b>24</b>	<b>19</b>	<b>58</b>

# PLAYERS

## 2000 DRAFT PICKS



# 63 BRAD BEVELL

## OFFENSIVE LINEMAN

### HEIGHT

6-4

### WEIGHT

299

### COLLEGE

Colorado

### BIRTH DATE

Feb. 12, 1977

### HOW ACQUIRED

D (6b) - '00

### YEAR IN NFL

R

**Career Transactions:** Selected by the Cleveland Browns in the sixth round, 206th overall, in the 2000 NFL Draft.

**College Highlights:** Started in 22 games in his final two seasons at Colorado.

**1999:** Football Writers Association and SportsPage.com All-America First-Team selection, earning Second-Team honors from the Associated Press and Third-Team accolades from Football News...Consensus All-Big Twelve Conference First-Team pick...Started every game at strongside guard, participating in 770 plays...Graded 89.2% for blocking consistency...Led the team with 84 knockdowns and tied for the lead with 24 touchdown-resulting blocks as the offense generated 4,674 yards. *San Jose State*...Opened a hole for a 12-yard touchdown run by QB Mike Moschetti as the Buffs exploded for 767 yards. *Kansas*...Upended nose guard John Williams on a 16-yard scoring strike from Moschetti to Marcus Stiggers as the offense amassed 442 yards. *Missouri*...His cut block on sack artist Justin Smith leveled the defensive end, giving Moschetti time to connect with Stiggers on a game-winning 24-yard touchdown pass in a 46-39 overtime victory as Colorado gained 407 yards. *Iowa State*...Earned Player of the Game honors as he made 11 knockdowns, cut blocking rush end Robert Brannon on a 4-yard scoring run by Cortlen Johnson

and later shoved linebacker Ab Turner out of the way to give freshman QB Zac Colvin the protection he needed until finding tight end Daniel Graham with a game-winning 6-yard touchdown toss with 0:11 remaining in a 16-12 decision. *Baylor*...Executed a roll block to take down defensive tackle Dwight Johnson on a 4-yard touchdown run by Johnson as the team piled up 504 yards. *Boston College* (Insight.com Bowl)...Manhandled All-America defensive tackle Chris Hovan all day, posting 13 knockdowns, including one that cleared a path for Johnson's 2-yard scoring run and another on Moschetti's 2-yard touchdown jaunt as the Buffs accounted for 365 yards on the ground in a 62-28 triumph.

**1998:** Co-winner of the Derek Singleton Award, presented by the coaches for spirit, dedication and enthusiasm...All-Big Twelve Conference Third-Team pick...Started 10 regular-season games and the Aloha Bowl at left guard...Graded 88.4% for blocking consistency and participated in 691 plays...Led the team with 78 knockdown blocks, and was third in touchdown blocks (9) and downfield blocks (7)...Helped the Buffs average 202.4 yards per game passing. *Colorado State*...Despite not starting, he began the season by earning Player of the Game honors, collecting 10 knockdowns, including one that dropped defensive end Joey Porter on a 53-yard scoring bomb from Mike Moschetti to Marcus Stiggers as the team picked up 404 yards. *Utah State*...Executed a cut block on linebacker Tony D'Amato that gave Moschetti time to connect with Darrin Chiaverini on a 7-yard touchdown pass as the team amassed 232 aerial yards. *Baylor*...Dropped safety Nikia Codie upfield to clear away the final obstacle on a 28-yard scoring run by Moschetti. *Oklahoma*...Had 7 knockdowns, taking down defensive end Cornelius Burton on Moschetti's 19-yard touchdown pass to Darren Chiaverini. *Oregon* (Aloha Bowl)...Upended linebacker Peter Sirmon on a 58-yard touchdown strike from Moschetti to Stiggers as Colorado gained 397 yards.

**1997:** Saw action in two games (Michigan and Wyoming, starting the latter), but a nerve irritation in his neck kept him out of the lineup the rest of the season...Granted a medical hard-ship due to the injury...Participated in 123 plays, settling down after being thrown to the wolves at Michigan in his first major college game (replacing an injured Aaron Wade midway through the first half)...Had 1 pancake block and allowed 4 pressures and 2 sacks in the two games... Original plans called for him to redshirt after he moved from tackle to guard the final week of August drills, but those changed with the injury situation at the position...Was the first junior college transfer at Colorado since the 1992 recruiting class, and reported to CU in May to start his summer workouts.



BRAD BEDELL *continued*

## 2000 DRAFT PICKS

**Junior College:** SuperPrep ranked him as the fourth-best junior college recruit in the nation for 1996 (and the best offensive lineman), while PrepStar listed him among its top JUCO linemen (23 in all) at Mt. San Antonio (Calif.) College.

**Personal:** As a senior at Arcadia (Calif.) High, he earned Blue Chip honorable mention All-America honors, in addition to Super Prep and Prep Football Report All-Region accolades... Second-Team All-State selection and a First-Team All-CIF pick as a senior...Earned First-Team All-Pacific League and All-San Gabriel Valley (Los Angeles Times, Pasadena Star-News) honors as both a junior and senior...Did not allow a quarterback sack as a junior or senior, earning the Pacific League's Lineman of the Year award both years...Also played defensive tackle, making 85 tackles and registering 6 quarterback sacks with 2 blocked field goals as a senior...Had 70 tackles and 5 sacks as a junior...Majored in sociology, with a minor in Criminal Justice...Born Feb. 12, 1977 in Arcadia, Calif.

## MANUIA SAVEA 67 OFFENSIVE LINEMAN



**Career Transactions:** Selected by the Cleveland Browns in the seventh round, 207th overall, in the 2000 NFL Draft.

**College Highlights:** All Pac-10 First-Team choice in 1998 and '99.

**1999:** All-America Third-Team selection by SportsPage.com...All-Pac 10 Conference First-Team choice...Anchored the right tackle position, playing a major part as the Wildcats ranked third in the nation with a school-season record average of 471.9 yards per game in total offense... Graded 85.6% for blocking consistency while registering 88 knockdowns. *Washington State*...Cut blocked defensive end Rob Meier on a 42-yard scoring strike from QB Keith Smith to Bobby Wade and opened a hole for a 1-yard touchdown run by tailback Trung Canidate as the team generated 500 yards. *Texas-El Paso*...Posted 9 knockdowns, leveling defensive end Brian Young on a 3-yard scoring lob from QB Ortege Jenkins to Eli Wnek as the Wildcats gained 553 yards. *Oregon*...Cut blocked linebacker Peter Sirmon on a 65-yard touchdown jaunt by Jenkins as the team amassed 552 yards. *UCLA*...Cleared a path used by Canidate for a 3-yard touchdown run. *Oregon State*...Credited with a touchdown-resulting block upfield that cleared away the final obstacle on Canidate's 50-yard scamper as the offense picked up 257 yards on the ground. *Arizona State*...Shoved defensive end Erik Flowers to the ground to give Keith Smith time to unleash an 80-yard touchdown bomb to Dennis Northcutt as the team closed out the season with 468 yards.

**1998:** All-Pac-10 Conference First-Team selection...Late addition to the roster, joining the team midway through fall drills...Still managed to earn a starting job, lining up for every game at right tackle...Second on the team with 100 knockdowns, grading 84.4% for blocking consistency as the offense generated 5,339 yards. *San Diego State*...Collected 8 knockdowns while registering key blocks on a pair of 30-yard touchdown runs by QB Keith Smith as the Wildcats amassed 354 yards. *Washington*...Cut blocked defensive tackle Mac Tuiaea on Smith's 25-yard touchdown toss to Dennis Northcutt and shoved linebacker Jay Pharms out of the way on Trung Canidate's 37-yard scoring scamper, finishing with 9 knockdowns as the team picked up 389 yards. *Oregon State*...Posted 11 knockdowns, taking down linebacker Brian Rogers to spring Kelvin Eafon for a 4-yard touchdown run as Arizona accounted for 376 yards. *Arizona State*...Helped Canidate rush for a school game-record 288 yards as he registered 16 knockdowns. *Stanford*...Added 11 knockdowns, dropping linebacker Donnie Spragan on Smith's 33-yard touchdown strike to Northcutt as the offense exploded for 511 yards. *Nebraska (Holiday Bowl)*...His cut block on linebacker Jay Foreman allowed Smith to find Brad Brennan with a 15-yard scoring pass.

**HEIGHT**  
6-2

**WEIGHT**  
306

**COLLEGE**  
Arizona

**BIRTH DATE**  
Feb. 22, 1975

**HOW ACQUIRED**  
D (7a) - '00

**YEAR IN NFL**  
R

## 2000 DRAFT PICKS

MANUIA SAVEA *continued*

**Junior College:** Standout offensive tackle, earning J.C. Gridwire All-America honors in 1997 at San Francisco (Calif.) Community College.

**Personal:** Lettered three times in volleyball and basketball, adding one letter in football at Fagaitua (American Samoa) High...All-League gridiron pick...MVP in basketball and volleyball...Majored in sociology...Married, wife's name is Tasi...Couple has a son (Manuia Jr.) and two daughters (Moana and Limalelei)...Raised by his maternal grandmother, Siniva Moefono...Born Manuia J. Savea to Mila and Leusu Feauai on Feb. 22, 1975 in Auto, American Samoa.



# 79 ERIC CHANDLER

## DEFENSIVE END

**Career Transactions:** Selected by the Cleveland Browns in the seventh round, 209th overall, in the 2000 NFL Draft.

**College Highlights:** Finished his career at Jackson State with 105 tackles, including 25 for 140 yards in losses, 18 quarterback sacks, 1 pass interception, 5 pass break-ups, 2 fumble recoveries and 1 blocked kick.

**1999:** Chandler made 42 tackles, including 14 for 75 yards in losses, 11 quarterback sacks, 1 pass interception, 3 pass break-ups and 1 blocked kick. His best games were 3 quarterback sacks against Howard, 6 tackles and a sack against Southern, 5 tackles and 2 sacks against Mississippi Valley and 4 tackles and 2 sacks against Texas Southern.

**1998:** He played in nine games and tied for the team lead in tackles for losses with seven and he tied for the team lead in quarterback sacks with 4. His 37 tackles were the most among the defensive lineman.

**1997:** He made 26 tackles, including 7 behind the line of scrimmage. He was credited with 3 quarterback sacks, 1 pass break-up and 2 fumble recoveries. His best games on the season were 7 tackles against Prairie View and 5 tackles and

**HEIGHT**  
6-5

**WEIGHT**  
301

**COLLEGE**  
Jackson State

**BIRTH DATE**  
June 6, 1977

**HOW ACQUIRED**  
D (7b) - '00

**YEAR IN NFL**  
R

a sack against Howard University.

**Personal:** Chandler was an all-state defensive end at Starkville High and played in the high school all-star game...Parents, George and Katie Chandler, never missed a game throughout his college and high school career...Has four siblings, three brothers and one sister...Born June 6, 1977 in Starkville, Miss., and resides there in the offseason.

### CHANDLER'S DEFENSIVE STATISTICS

Year	TACKLES			Sacks	Int's	Passes	Fumbles
	Total	Solo	Asst.	No./ Yds.	No./Yds	Def.	Rec./For.
1997	26	13	13	3/37	0	3	0/0
1998	37	18	19	4/43	0	1	0/0
1999	42	17	25	11/56	1	1	0/2
<b>Career</b>	<b>105</b>	<b>48</b>	<b>57</b>	<b>18/136</b>	<b>1</b>	<b>5</b>	<b>0/2</b>



# RASHIDI BARNES 28

## DEFENSIVE BACK



**Career Transactions:** Selected by the Cleveland Browns in the seventh round, 225th overall, in the 2000 NFL Draft.

**College Highlights:** Career totals include 193 tackles (122 solos) and 3 interceptions.

**1999:** All-Big Twelve Conference Third-Team pick by the league's coaches... Recipient of the Regiment Award, given to the Buffalo player who provided the greatest contribution with the least recognition...Started all year at free safety, finishing second on the team with a career-high 108 tackles (74 solos) with 3 sacks for minus 34 yards and 4 stops for losses of 15 yards...Had 5 third-down hits and a pair of quarterback pressures...Caused and recovered 3 fumbles...Deflected five passes and intercepted another. *Colorado State*...Opened the season with 7 tackles (4 solos). *San Jose State* and *Texas Tech*...Posted 8 hits (6 solos) in both games. *Kansas*...Had a 10-tackle performance. *Washington*...Registered 14 tackles (11 solos) and sacked QB Marques Tuiasosopo for a 16-yard loss. *Missouri*...Followed with a career-high 18 tackles (11 solos) and a pass break-up. *Iowa State*...Deflected a pair of passes and made 7 hits (6 solos). *Oklahoma*... Added 11 tackles (8 solos) with a pass deflection, an interception and a 15-yard sack of QB Josh Hupel. *Kansas State*...Had a 3-yard sack and 9 tackles (6 solos). *Nebraska*...Delivered 15 tackles (10 solos) and batted down a pass. *Boston College* (Insight.com Bowl)...Collected 8 tackles and returned an interception 21 yards for a touchdown in a 62-28 triumph.

**1998:** Appeared in six games, starting the first four contests at free safety...Recorded 45 tackles (22 solos) with a pair of third-down stops...Recovered a fumble and deflected 3 passes...Also had an interception. *Colorado State*...Posted 13 tackles (8 solos) and deflected a pass. *Utah State*...Made a key third-down stop, deflected a pass and delivered 14 tackles. *Baylor*...Registered 7 tackles before missing the second half with a concussion. *Oklahoma*, *Kansas State*, *Texas Tech*, *Kansas* and *Missouri*...Did not play...Suffered a torn posterior cruciate ligament in his knee during practice prior to the Oklahoma clash. *Iowa State*...Returned to action, coming off the bench to make 4 tackles (3 solos) and return an interception 3 yards. *Oregon* (Aloha Bowl)...Delivered 4 tackles.

**1997:** Reserve free safety, earning his only start at strongside outside linebacker vs. *Iowa State*...Recorded 12 tackles on special teams and delivered 28 tackles (17 solos) with a pair of sacks for minus 15 yards on defense...Had 5 third-down stops and 2 quarterback pressures...Caused and recovered a fumble...Deflected 2 passes and intercepted another. *Colorado State*...Opened the season with 5 tackles and a 26-yard interception return for a touchdown, earning Big Twelve Player of the Week honors. *Texas A&M*...Sacked QB Randy McCown for an 8-yard loss, causing a fumble which he recovered. *Kansas*...Deflected a pass and made 5 hits, including a pair of third-down tackles. *Texas*...Credited with a season-high 7 tackles (6 solos).

**1996:** Reserve free safety, appearing in nine games...Recorded 13 tackles on special teams and posted 12 tackles (9 solos) with an assisted sack, 3 third-down stops and 3 quarterback pressures...Also recovered a fumble. *Texas A&M*...Recovered a fumble, assisted on a 1-yard sack and posted 4 tackles.

**Personal:** Blue Chip Illustrated All-America selection, earning First-Team All-Bay Valley Athletic League, All-Centennial, All-Contra Costa, All-Alameda County and honorable mention All-CIF accolades at Berkeley (Calif.) High...Blue Chip ranked him the No. 12 defensive back in the West region, while SuperPrep tabbed him the No. 39 player overall in the Far West (the No. 6 receiver)...One of 16 defensive backs to earn mention on the *Tacoma News-Tribune's* "Western 100"...Played mostly free safety and some outside linebacker on the area's stingiest defense, as he was in on 103 tackles, with 4 interceptions, 15 pass deflections, 7 quarterback sacks,

**HEIGHT**  
5-11

**WEIGHT**  
205

**COLLEGE**  
Colorado

**BIRTH DATE**  
June 26, 1978

**HOW ACQUIRED**  
D (7c) - '00

**YEAR IN NFL**  
R

# PLAYERS

## 2000 DRAFT PICKS

RASHIDI BARNES *continued*

3 fumble recoveries and 2 blocked kicks...Had 24 receptions for 534 yards and 4 touchdowns on offense, and averaged over 8 yards per punt return...Top game came in a 56-31 state semifinal loss to mythical national champion De LaSalle, as he has 12 tackles, 4 receptions for 52 yards, 2 punt returns for 25 yards and a 2-point conversion...As a junior, he played outside linebacker in registering 75 tackles, with 9 quarterback sacks, 3 interceptions and 2 blocked kicks...Also lettered four times in basketball (guard; averaging 12 points and 7 assists per game as a senior on a league championship team), and lettered once in track (400-meter run, with a 49.3 personal best, and relays)...Graduated with a 3.0 grade point average...Majored in environmental studies/conservation...Hopes to become a marine biologist once he finishes playing football...Received two community service recognition awards from the city of Berkeley for his work with kids...Cousin, Lucious Davis, played basketball at UC-Santa Barbara and as a pro in Greece...Cousin, Ralph Banks, played free safety at California...Born Rashidi (pronounced rah-she-dee) Barnes on June 26, 1978 in Berkeley, Calif.

### BARNES' DEFENSIVE STATISTICS

Year	Total	TACKLES		Sacks No/Yds	Int's No/Yds	Passes Def.	Fumbles Rec./For.
		Solo	Asst.				
1996	12	9	9	0.5/1	0/0	3	1/0
1997	28	17	11	2/15	1/26	2	1/1
1998	45	22	23	0/0	1/3	3	1/0
1999	108	74	34	3/34	1/0	5	3/3
<b>Career</b>	<b>193</b>	<b>122</b>	<b>71</b>	<b>5.5/50</b>	<b>3/29</b>	<b>13</b>	<b>6/4</b>





## ROOKIE FREE AGENTS

# KYLE ALLAMON 49

## TIGHT END



**HEIGHT**  
6-2

**WEIGHT**  
247

**COLLEGE**  
Texas Tech

**BIRTH DATE**  
Dec. 22, 1976

**HOW ACQUIRED**  
FA - '00

**YEAR IN NFL**  
R

**Career Transactions:** Signed by Cleveland as a free agent April 17, 2000.

**College Highlights:** In 1999, appeared in the first five games, starting three contests...Finished with six receptions for 133 yards (22.2 avg.) and a touchdown...In 1998, All-Big Twelve Conference Third-Team pick by the league's coaches...Started ten games, catching 14 passes for 276 yards (19.7 avg.) and a pair of touchdowns...In 1997, missed the season to concentrate on academics...Was able to practice with the team throughout the fall...In 1996, played in every game, starting five contests when tight end Brad Spinks was injured...Finished with 4 catches for 77 yards (19.3 avg.) and a touchdown...In 1995, redshirted as a freshman.

# JEFF DYRA 70

## DEFENSIVE TACKLE



**HEIGHT**  
6-4

**WEIGHT**  
292

**COLLEGE**  
Northwestern

**BIRTH DATE**  
July 17, 1977

**HOW ACQUIRED**  
FA - '00

**YEAR IN NFL**  
R

**Career Transactions:** Signed by Cleveland as a free agent April 17, 2000.

**College Highlights:** Voted team captain his senior year and responded with 33 tackles, 21 solo, 4 tackles for a loss, 2 sacks for 7 yards, 5 QB hurries, 1 pass broken up and 1 fumble recovery...Played in only six games after stress fracture in left foot vs. Indiana...During four-year college career played in 31 games with 80 tackles...In 1998, named honorable mention All-Big Ten by the coaches despite missing the final four games with a sprained knee...Started the first eight games at defensive tackle...Recorded 28 tackles, 7 tackles for loss, 4 sacks and 1 recovered fumble...His sophomore season, played in all 12 games, starting the first two, and collected 15 tackles and recovered 1 fumble...During the 1996 season, played in five games, recording 4 solo tackles, including 2 for losses and 1 quarterback sack...Did not see any game action in 1995...Majored in communications.

## ROOKIE FREE AGENTS



# 70 STEVE ESTES

## OFFENSIVE LINEMAN

**Career Transactions:** Signed by Cleveland as a free agent April 17, 2000.

**College Highlights:** Three-year letterman...A first team All-Patriot League player for the Red Raiders...Led Colgate to three straight NCAA Division I-AA playoff appearances and two Patriot League championships...In 1999, was instrumental in Colgate finishing ninth in the nation in rushing (227.5 yards per game) and seventh in scoring average (37.9 points per game)...During his career, cleared the way for three 1,000-yard rushers while Colgate was a top 10 finisher in rushing and scoring the last three seasons...Started 27 regular-season games and three playoff games for the Red Raiders.

**HEIGHT**

6-5

**WEIGHT**

305

**COLLEGE**

Colgate

**BIRTH DATE**

May 6, 1978

**HOW ACQUIRED**

FA - '00

**YEAR IN NFL**

R



# 79 MIKE GUILLIAMS

## OFFENSIVE LINEMAN

**Career Transactions:** Signed as a free agent with Cleveland on May 3, 2000.

**College Highlights:** Team captain in 1999...Was named First-Team all-MAC by the league's coaches his junior season...Was in the starting lineup for every game during the '98 and '97 seasons...Played as a reserve in 1996...Redshirted his freshman year of '95.

**HEIGHT**

6-5

**WEIGHT**

298

**COLLEGE**

Marshall

**BIRTH DATE**

March 3, 1977

**HOW ACQUIRED**

FA - '00

**YEAR IN NFL**

R



# DWAUNE JONES 15

WIDE RECEIVER



**Career Transactions:** Signed by Cleveland as a free agent April 17, 2000.

**College Highlights:** In 1999, All-Atlantic 10 Conference First-Team pick... Started every game, leading the team with 55 receptions for 755 yards (13.7 avg.) and 9 touchdowns...His 55 catches rank fifth on the school's season-record list, while his 755 yards rank eighth and his 9 scores rank third...Added 54 yards on three kick-off returns (18.0 avg.) and 4 yards on two carries (2.0 avg.)...In 1998, started every game, finishing second on the team with 36 receptions for 438 yards (12.2 avg.) and 4 touchdowns...Also recorded 1 solo tackle...In 1997, moved into the starting lineup, leading the team with 50 receptions for 717 yards (14.3 avg.) and 2 touchdowns...In 1996, played in seven games, finishing with 5 catches for 84 yards (16.8 avg.)...In 1995, redshirted as a freshman.

**HEIGHT**  
6-0

**WEIGHT**  
191

**COLLEGE**  
Richmond

**BIRTH DATE**  
July 11, 1977

**HOW ACQUIRED**  
FA - '00

**YEAR IN NFL**  
R

# JEFF KERR 54

LINEBACKER



**Career Transactions:** Signed by Cleveland as a free agent April 17, 2000.

**College Highlights:** Three-year letterman...Named a First-Team All-Conference USA selection in 1997 and '98 after Second-Team recognition in 1997...Was also tabbed a preseason First-Team selection for 1999 All-Conference USA honors by league coaches...Finished career with 372 total tackles, including 208 solo hits, 15 sacks and 11 tackles for loss...Started all 11 games for the Pirates at inside linebacker in 1999 and was successful in new system implemented by first-year ECU defensive coordinator Tim Rose...Ranked second on team in tackles with 90, including 58 unassisted stops...Led team in sacks with 8 (55 yards) and also recorded 4 tackles for loss...Registered 2 fumble recoveries and also caused 2 fumbles...Saw action in 11 games, starting eight, his junior year and lead the team in tackles for the second straight year with 115 despite missing three games...Started all 11 games at inside linebacker...Registered a team-high 167 tackles, more than double the total of second-highest (80) figure among the team...Awarded Pirates' "Outstanding Newcomer Award"...Suffered a season-ending knee injury in the opening game in 1996 while playing on the kickoff team...Redshirted his freshman year.

**HEIGHT**  
6-3

**WEIGHT**  
238

**COLLEGE**  
East Carolina

**BIRTH DATE**  
Oct. 18, 1976

**HOW ACQUIRED**  
FA - '00

**YEAR IN NFL**  
R

## ROOKIE FREE AGENTS



# 19 JEFF KLOPF

## WIDE RECEIVER

**HEIGHT**  
5-10

**WEIGHT**  
177

**COLLEGE**  
Saginaw Valley

**BIRTH DATE**  
Oct. 27, 1975

**HOW ACQUIRED**  
FA - '00

**YEAR IN NFL**  
R

**Career Transactions:** Signed as a free agent with Cleveland on May 3, 2000.

**College Highlights:** As a senior, he shared the Saginaw Valley State "Most Valuable Offensive Player" award, breaking the MIFC standard for career rushing yards by a quarterback (2,400) and setting Cardinal marks for longest rush (91) and pass (88) in a game...Helped SVSU set 91 school and conference records in 1998, including the most points (467), rushing yards (4,240) and total yards (4,795) in a season...Set 11 school and conference records in 1997 as the school's Harlon Hill Trophy candidate...SVSU's "Most Valuable Offensive Player" as a junior and was conference "Co-Offensive Back of the Year"...Led the conference in rushing in 1997...He teamed with Tim Neelands in 1997 to become just the 14th tandem in NCAA II history to reach 1,000 yards in the same season...Directed the Cardinal offense that became third team to win back-to-back NCAA II rushing titles...Rushed for 268 yards and 4 touchdowns against Michigan Tech to earn national player of the week honors...Holds Cardinal career record for rushing yards by a QB...Averaged 110.2 yards rushing in six games as a sophomore, missing five games with a shoulder separation suffered against Northwood...Lettered as a red-shirted freshman flanker, but had several snaps under center...Finished second on the team with 13 catches for 262 yards and one TD.



# 78 NOEL LAMONTAGNE

## OFFENSIVE LINEMAN

**HEIGHT**  
6-4

**WEIGHT**  
301

**COLLEGE**  
Virginia

**BIRTH DATE**  
March 9, 1977

**HOW ACQUIRED**  
FA - '00

**YEAR IN NFL**  
R

**Career Transactions:** Signed by Cleveland as a free agent April 17, 2000.

**College Highlights:** In 1999, All-America First-Team selection by The Sporting News...All-Atlantic Coast Conference First-Team choice...Recipient of the Jim Tatum Award, given to the ACC's top senior student-athlete...Team tri-captain...Started the first eight games at left guard before shifting to left tackle...Graded 85.9% for blocking consistency and registered 91 knockdowns as the offense averaged 402.5 yards per game...In 1998, received the Virginia Student Aid Foundation's T. David Fitzgibbon Football Scholarship...First-Team All-Atlantic Coast Conference choice...First-Team All-State selection by the Virginia Sports Information Directors Association... Second-Team All-State pick by the Roanoke Times...All-ACC Academic Football Team member...Started the first six games at left guard before getting injured (ankle sprain) late in the Georgia Tech contest, missing the next three games...Graded 84.4% for blocking consistency as he registered 42 knockdowns...In 1997, started all year at left guard...Helped anchor young offensive line that had to replace four starters, including the tight end, from 1996...Graded 83% and delivered 60 knockdowns as the team averaged 232.1 yards per game passing...In 1996, appeared in nine games as a reserve offensive guard...In 1995, redshirted as a freshman.



# TRAMONT LAWLESS 63

LINEBACKER



**Career Transactions:** Signed by Cleveland as a free agent April 17, 2000.

**College Highlights:** Four-year letterman...Started at defensive end in all 11 games of the 1999 season...Was named First-Team All-Conference-USA as a defensive lineman ...Registered a team leading 9 quarterback sacks in 1999 and finished his career with a Memphis record 21 sacks...Was credited with 35 tackles in '99...Had 10 tackles for lost yardage (-53 yards) and 9 sacks (-35 yards)...Had 14 quarterback knockdowns...Led the squad in blocked kicks with 2...Received the Defensive MVP Award at the 1999 Football Banquet...Was also presented the TOP C.A.T.T. Award for 1999...In 1998, started eight of the 11 games at defensive end...Finished the year with 30 tackles (18 solo)...Was credited with 3 tackles for loss, 4 quarterback sacks, 4 quarterback hurries, 1 fumble recovery and 2 pass breakups...Played in all 11 games as a sophomore at defensive end...Ended the season as the team's 11th leading tackler with 35 (28 solo)...Credited with 10 tackles for loss and 9 quarterback sacks...Participated in all 11 games for the Tigers in 1996 working as a backup...Had 13 tackles (8 solo) and 1 tackle for loss...Redshirted in 1995.

**HEIGHT**  
6-3

**WEIGHT**  
231

**COLLEGE**  
Memphis

**BIRTH DATE**  
Oct. 9, 1976

**HOW ACQUIRED**  
FA - '00

**YEAR IN NFL**  
R

# TREVON MATTHEWS 48

TIGHT END



**Career Transactions:** Signed by Cleveland as a free agent April 17, 2000.

**College Highlights:** In 1999, had 2 catches for 20 yards...Finished his career with 9 receptions for 93 yards (10.3 avg.), while scoring 4 touchdowns...Saw action in 11 games as a junior with two starts...Of his 3 receptions, 2 went for touchdowns...Appeared in all 11 games in 1997, including seven starts at tight end...Finished the season with 3 catches for 53 yards and 1 score...Saw spot duty at tight end in '96 having 1 reception for a 2-yard TD against nationally-ranked Tennessee...Was redshirted as a freshman in 1995...Majored in sociology.

**HEIGHT**  
6-2

**WEIGHT**  
245

**COLLEGE**  
South Carolina

**BIRTH DATE**  
Oct. 8, 1976

**HOW ACQUIRED**  
FA - '00

**YEAR IN NFL**  
R

# PLAYERS

## ROOKIE FREE AGENTS



# 60 SHAUN O'HARA

## OFFENSIVE LINEMAN

**Career Transactions:** Signed by Cleveland as a free agent April 17, 2000.

**College Highlights:** Was selected to the All-Big East First-Team for the second consecutive season...In 1998, earned Second-Team All-Big East accolades...Was an explosive and versatile performer who consistently graded out as the top offensive lineman for the season...An extremely durable performer who also served as the Scarlet Knights' long snapper on all field goal, PAT and punt attempts...Originally earned a spot on the Scarlet Knights' roster as a walk-on in the 1995 season and built himself into an outstanding offensive lineman through hard work and effort, starting the last 31 games of his career.

**HEIGHT**  
6-3

**WEIGHT**  
287

**COLLEGE**  
Rutgers

**BIRTH DATE**  
June 23, 1977

**HOW ACQUIRED**  
FA - '00

**YEAR IN NFL**  
R



# 36 GREG ROBINETTE

## FULLBACK

**Career Transactions:** Signed by Cleveland as a free agent April 17, 2000.

**College Highlights:** Two-year letterman...Finished his collegiate career by playing in 30 games with 11 starts and 78 tackles, 45 solo, 4 sacks and 3 tackles for loss... In 1999 started in nine of 11 games with 46 tackles, 31 solo, 2 sacks and 2 tackles for loss...Received the Ira Rodgers Award from WVU coaches for all-around excellence...His junior season, filled in along the defensive line, made first start at Navy...In his sophomore campaign, playing time was limited due to a pre-season dislocated kneecap and subsequent arthroscopy, but was a contributor on special teams...Did not see varsity action in 1995.

**HEIGHT**  
6-2

**WEIGHT**  
274

**COLLEGE**  
West Virginia

**BIRTH DATE**  
Feb. 4, 1977

**HOW ACQUIRED**  
FA - '00

**YEAR IN NFL**  
R



# KOFI SHUCK 16

WIDE RECEIVER



**Career Transactions:** Signed by Cleveland as a free agent April 17, 2000.

**College Highlights:** As a senior, Super Sleeper Team pick by SportsPage.com... Lined up at the "Z" receiver slot, finishing second on the team with 39 receptions for 621 yards (15.9 avg) and 5 touchdowns...Carried 28 times for 204 yards (7.3 avg) and a score...Averaged 75.0 all-purpose yards per game...As a junior, started all year at the "Z" receiver position...Second on the team with 35 catches for 559 yards (16.0 avg) and 3 touchdowns...As a sophomore, appeared in every game, starting the final four contests at split end...Caught 19 passes for 256 yards (13.5 avg)...As a freshman, appeared in 12 games as a reserve...Finished with 4 receptions for 75 yards (18.8 avg.)...Redshirted in 1995.

**HEIGHT**

6-1

**WEIGHT**

174

**COLLEGE**

Wyoming

**BIRTH DATE**

May 11, 1977

**HOW ACQUIRED**


FA - '00

**YEAR IN NFL**

R

# TETO SIMPSON 74

DEFENSIVE END



**Career Transactions:** Signed by Cleveland as a free agent April 17, 2000.

**College Highlights:** Played in 8 games in 1999...Finished the season with 17 tackles (8 solo) and 1 sack for 7 yards...Ended his career with the Tarheels with 31 tackles (12 solo) and 3 sacks for 22 yards...His junior season, played in the final 10 regular-season games and the Las Vegas Bowl...Made 12 tackles (6 solo), 3 tackles for losses and a quarterback sack...Redshirted in 1997...Averaged 22.5 plays per game his sophomore year in the 10 regular-season games in which he saw action...Made 19 tackles and had 10 quarterback pressures, 4 tackles for losses and 2 sacks for 15 yards...In 1995, one of five true freshman to play...Played in all 11 regular-season games and the Carquest Bowl...Majored in African-American studies.

**HEIGHT**

6-4

**WEIGHT**

271

**COLLEGE**

North Carolina

**BIRTH DATE**

July 19, 1976

**HOW ACQUIRED**

FA - '00

**YEAR IN NFL**

R

# PLAYERS

## ROOKIE FREE AGENTS



# 47 RAHSHON SPIKES

## RUNNING BACK

**Career Transactions:** Signed by Cleveland as a free agent April 17, 2000.

**College Highlights:** As a senior, played in ten games, leading the team with 140 carries for 636 yards (4.5 avg) and 4 touchdowns...Caught 7 passes for 117 yards (16.7 avg) and a pair of scores...Returned 5 kickoffs for 100 yards (20.0 avg)...Averaged 85.3 all-purpose yards per game...As a junior, appeared in seven games, carrying 99 times for 381 yards (3.8 avg) and a touchdown...Caught 7 passes for 111 yards (15.9 avg)...Returned 2 kickoffs for 47 yards (23.5 avg)...Averaged 77.0 all-purpose yards per game...As a sophomore, valuable reserve who saw action in every game, earning the team's "12th Man" Award...Third on the team with 67 carries for 297 yards (4.4 avg) and 6 touchdowns...Caught 4 passes for 42 yards (10.5 avg)...Returned 17 kickoffs for 366 yards (21.5 avg)...As a freshman, played in every game as a reserve tailback, carrying 45 times for 132 yards (2.9 avg)...Snatched 3 passes for 25 yards (8.3 avg) and returned 12 kickoffs for 318 yards (26.5 avg).

**HEIGHT**  
5-10


**WEIGHT**  
206

**COLLEGE**  
North Carolina State

**BIRTH DATE**  
Oct. 16, 1977

**HOW ACQUIRED**  
FA - '00

**YEAR IN NFL**  
R



# 30 NICK SUDANO

## FULLBACK

**Career Transactions:** Signed as a free agent with Cleveland on May 3, 2000.

**College Highlights:** Ended his collegiate career with 40 carries for 146 yards and 1 catch for 6 yards...Saw action in 10 games his senior year in '99...Rushed 13 times for 61 yards...Had 1 reception for 6 yards...Played in all 12 games as a junior...Finished the '98 season with 15 carries for 44 yards and 1 touchdown...His sophomore year, missed the first four games after breaking his foot in the preseason...Played in the remaining nine games, rushing for 29 yards on 7 attempts...Saw limited action as the team's third fullback his freshman year, playing in eight games with 5 carries totaling 12 yards.

**HEIGHT**  
6-1

**WEIGHT**  
244

**COLLEGE**  
Syracuse

**BIRTH DATE**  
March 19, 1977

**HOW ACQUIRED**  
FA - '00

**YEAR IN NFL**  
R



# NATE TERRY 29

## DEFENSIVE BACK



**Career Transactions:** Signed by Cleveland as a free agent April 17, 2000.

**College Highlights:** Two-year letterman...Two-year starter at cornerback who took a medical redshirt in 1998...Impact player on special teams...WVU career leader in kickoff return yardage (1,377)...10th in career punt return yardage (454)...Ranked 19th in NCAA in kickoff returns for the season...Returned a kickoff 81 yards for touchdown vs. Temple...Also had 2 kickoff returns in 1997 (100 yards vs. East Carolina and 100 yards vs. Temple)...Finished career with 78 tackles, 48 solos, 2 sacks, 5 interceptions, 16 passes defended and 1 fumble recovery...Also had 56 career kickoff returns for 1,377 yards (24.6 avg.) and 3 TDs...Had 42 career punt returns for 454 yards (10.8 avg.)...In 1997, set Mountaineer Field record 100-yard kickoff return for a touchdown in the third quarter against East Carolina...Punt return performance against Rutgers was the finest in school history and Mountaineer Field record; 6 punt returns for 168 yards...Another 100-yard kickoff return for a TD on the opening play against Temple, making him the first player in school history ever to return 2 kickoffs for touchdowns in a season...Big East player of the week: East Carolina, Rutgers, Temple.

**HEIGHT**  
6-3

**WEIGHT**  
184

**COLLEGE**  
West Virginia

**BIRTH DATE**  
Oct. 5, 1976

**HOW ACQUIRED**  
FA - '00

**YEAR IN NFL**  
R

# KEVIN THOMPSON 10

## QUARTERBACK



**Career Transactions:** Signed by Cleveland as a free agent April 17, 2000.

**College Highlights:** His 131.8 pass efficiency rating as a senior was fifth in the Big Ten and 30th in the nation...Co-captain...First QB in school history with three 70-yard pass plays in a career, all of which occurred in 1999...His senior season, was 133-of-242 (55.0) for 1,916 yards, with 13 TDs, 9 interceptions and had 32 carries for 7 yards...Was 5-of-8 for 135 yards, with TD passes of 37 and 60 yards, and 1 interception vs. Arizona...Was 5-of-8 for 188 yards, and 2 touchdowns vs. Akron...Completed touchdown passes of 65 and 71 yards, first time PSU had 2 TD passes of 60 yards in same game since Army, 1971...Was 17-of-29 for 232 yards, with 2 interceptions vs. Pittsburgh...Was 9-of-15 for 147 yards with a 79-yard TD in win over Miami...Connected with Chafie Fields for game-winning score with 1:41 to play, PSU's longest pass play in five years...Was 7-of-12 for 86 yards vs. Indiana...Was 11-of-19 for 106 yards at Iowa...Completed 6-of-10 passes for 67 yards, including a 6-yard TD toss to Mike Cerimele vs. Ohio State...Completed 9-of-15 passes for 173 and 2 TD at Purdue...Completed 16-of-27 passes for 176 yards including a 13-yard TD strike to Chafie Fields in win at Illinois...Completed 19-of-37 passes for 263 yards, including a 38-yard TD strike to Eddie Drummond vs. Michigan...Completed 17-of-35 passes for 185 yards and 2 touchdowns vs. Michigan State...Did not play in Alamo Bowl due to shoulder injury.

**HEIGHT**  
6-5

**WEIGHT**  
236

**COLLEGE**  
Penn State

**BIRTH DATE**  
July 27, 1977

**HOW ACQUIRED**  
FA - '00

**YEAR IN NFL**  
R

## ALPHABETICAL ROSTER AS OF JUNE 16, 2000 (ROSTER SIZE: 86)

No.	Name	Pos.	Ht.	Wt.	Birthdate	Exp.	College	Hometown	How Acq.
53	Abdullah, Rahim	LB	6-5	233	3/22/76	2	Clemson	Jacksonville, Fla.	D2b - '99
94	Alexander, Derrick	DE	6-4	286	11/13/73	6	Florida State	Jacksonville, Fla.	UFA (Min.) - '99
49W	Allamon, Kyle	TE	6-2	247	12/22/76	R	Texas Tech	Lubbock, Texas	FA - '00
28	Barnes, Rashidi	DB	5-11	205	6/26/78	R	Colorado	Berkeley, Calif.	D7c - '00
63W	Bedell, Brad	OL	6-4	299	2/12/77	R	Colorado	Arcadia, Calif.	D6b - '00
70B	Bell, Geno	DL	6-3	290	6/3/75	1	Arkansas	Columbia, S.C.	FA - '99
92	Brown, Courtney	DE	6-4	266	2/14/78	R	Penn State	Alvin, S.C.	D1 - '00
77	Brown, Orlando	OT	6-7	350	12/12/70	8	South Carolina State	Washington, D.C.	UFA (Bal.) - '99
65	Bundren, Jim	C	6-3	303	10/6/74	2	Clemson	Wilmington, Del.	ED (N.Y.J.) - '99
83	Campbell, Mark	TE	6-6	253	12/6/75	2	Michigan	Clawson, Mich.	FA - '99
79B	Chandler, Eric	DE	6-5	301	6/6/77	R	Jackson State	Starkville, Miss.	D7b - '00
69	Chanoine, Roger	OT	6-4	295	8/11/76	1	Temple	Newark, N.J.	FA - '99
27	Chapman, Lamar	DB	6-0	186	11/6/76	R	Kansas State	Liberal, Kan.	D5b - '00
84	Chiaverini, Darrin	WR	6-2	210	10/12/77	2	Colorado	Orange County, Calif.	D5 - '99
93	Colinet, Stalin	DE	6-6	288	7/17/74	4	Boston College	New York, N.Y.	Tr. (Min.) - '99
2	Couch, Tim	QB	6-4	227	7/31/77	2	Kentucky	Hyden, Ky.	D1 - '99
87	Davis, Zola	WR	6-0	185	1/16/75	2	South Carolina	Charleston, S.C.	FA - '99
88	Dawson, JaJuan	WR	6-1	197	11/5/77	R	Tulane	Houston, Texas	D3b - '00
4	Dawson, Phil	K	5-11	190	1/23/75	2	Texas	Dallas, Texas	FA - '99
11	Detmer, Ty	QB	6-0	194	10/30/67	9	Brigham Young	San Antonio, Texas	Tr. (S.F.) - '99
62	Duff, Bill	DL	6-3	285	2/24/74	2	Tennessee	Delran, N.J.	FA - '99
81	Dunn, Damon	WR	5-9	182	3/15/76	1	Stanford	Arlington, Texas	FA - '99
70B	Dyra, Jeff	DT	6-4	292	7/17/77	R	Northwestern	Chicago, Ill.	FA - '00
44	Edwards, Marc	FB	6-0	240	11/17/74	4	Notre Dame	Norwood, Ohio	Tr. (S.F.) - '99
43	Ellsworth, Percy	DB	6-2	225	10/19/74	5	Virginia	Drewryville, Va.	UFA (N.Y.G.) - '00
70W	Estes, Steve	OL	6-5	305	5/6/78	R	Colgate	Olean, N.Y.	FA - '00
24	Fuller, Corey	DB	5-10	205	5/1/71	6	Florida State	Tallahassee, Fla.	UFA (Min.) - '99
17	Gardocki, Chris	P	6-1	200	2/7/70	10	Clemson	Stone Mountain, Ga.	UFA (Ind.) - '99
79W	Guilliams, Mike	OL	6-5	298	3/28/77	R	Marshall	Beckley, W.Va.	FA - '00
34	Hill, Madre	RB	5-11	199	1/2/76	1	Arkansas	Malvern, Ark.	D7 - '99
73	Holland, Darius	DT	6-5	330	11/10/73	6	Colorado	Las Cruces, N.M.	UFA (Det.) - '99
31	Jackson, Raymond	DB	5-10	189	2/17/73	5	Colorado State	Denver, Colo.	ED (Buf.) - '99
85	Johnson, Kevin	WR	5-11	195	7/15/76	2	Syracuse	Hamilton Township, N.J.	D2a - '99
15	Jones, Dwaune	WR	6-0	191	7/11/77	R	Richmond	Washington, D.C.	FA - '00
56	Jones, Lenoy	LB	6-1	235	9/25/74	5	Texas Christian	Marlin, Texas	ED (Ten.) - '99
54	Kerr, Jeff	LB	6-3	238	10/18/76	R	East Carolina	Salisbury, N.C.	FA - '00
42	Kirby, Terry	RB	6-1	213	1/20/70	8	Virginia	Yorktown, Va.	UFA (S.F.) - '99
18	Klopf, Jeff	WR	5-10	177	10/27/75	R	Saginaw Valley	Flint, Mich.	FA - '00
97	Kuehl, Ryan	DT	6-5	290	1/18/72	4	Virginia	Bethesda, Md.	FA - '99
57	Kyle, Jason	LB	6-3	242	5/12/75	6	Arizona State	Tempe, Ariz.	ED (Sea.) - '99
78W	LaMontagne, Noel	OL	6-4	301	3/9/77	R	Virginia	Coopersburg, Pa.	FA - '00
63B	Lawless, Tramont	LB	6-3	231	10/9/76	R	Memphis	Nashville, Tenn.	FA - '00
61	Lindsay, Everett	OL	6-4	302	9/18/70	7	Mississippi	Burlington, Iowa	UFA (Bal.) - '00



## ALPHABETICAL ROSTER

No.	Name	Pos.	Ht.	Wt.	Birthdate	Exp.	College	Hometown	How Acq.
20	Little, Earl	DB	6-0	198	3/10/73	3	Miami	Miami, Fla.	W (N.O.) - '99
26	Malbrough, Anthony	DB	5-10	185	12/9/76	R	Texas Tech	Beaumont, Texas	D5a - '00
48	Matthews, Trevon	TE	6-2	245	10/8/76	R	South Carolina	Summerville, S.C.	FA - '00
50	McCombs, Tony	LB	6-2	256	8/24/74	3	Eastern Kentucky	Hopkinsville, Ky.	FA - '00
33	McCutcheon, Daylon	CB	5-10	180	12/9/76	2	Southern California	La Puente, Calif.	D3a - '99
90	McKenzie, Keith	DL	6-3	273	10/17/73	5	Ball State	Detroit, Mich.	UFA (G.B.) - '00
66	McKinney, Jeremy	OT	6-6	301	1/6/76	1	Iowa	Huntington Park, Colo.	FA - '99
22	McIyer, Tim	DB	5-11	191	12/14/75	4	Brigham Young	Los Angeles, Calif.	ED (Phi.) - '99
98	Miller, Arnold	DE	6-3	239	1/3/75	2	Louisiana State	New Orleans, La.	FA - '99
95	Miller, Jamir	LB	6-5	266	11/19/73	7	UCLA	Oakland, Calif.	UFA (Ari.) - '99
55	Moore, Marty	LB	6-1	245	3/19/71	7	Kentucky	Phoenix, Ariz.	UFA (N.E.) - '00
86	Northcutt, Dennis	WR	5-11	175	12/22/77	R	Arizona	Los Angeles, Calif.	D2 - '00
72	Oben, Roman	OT	6-4	305	10/9/72	5	Louisville	Washington, D.C.	UFA (N.Y.G.) - '00
59	Ogle, Kendall	LB	6-0	231	11/25/75	2	Maryland	Hillside, N.J.	D6b - '99
60W	O'Hara, Shaun	C	6-3	287	6/23/77	R	Rutgers	Hillsborough, N.J.	FA - '00
89	Palmer, Randy	TE	6-4	235	11/12/75	2	Texas A&M Kingsville	Pleasanton, Texas	W (Oak.) - '99
82	Patten, David	WR	5-10	193	8/19/74	4	Western Carolina	Hopkins, S.C.	UFA (N.Y.G.) - '00
80	Powell, Ronnie	WR	5-10	174	11/3/74	2	Northwestern State	Hope, Ark.	FA - '99
41	Prentice, Travis	RB	5-11	221	12/8/76	R	Miami (Ohio)	Louisville, Ky.	D3a - '00
71	Pyne, Jim	G	6-2	297	11/23/71	7	Virginia Tech	Wallingford, Conn.	ED (Det.) - '99
58	Rainer, Wali	LB	6-2	245	4/19/77	2	Virginia	Charlotte, N.C.	D4 - '99
23	Rhett, Errict	RB	5-11	211	12/11/70	7	Florida	West Hollywood, Fla.	UFA (Bal.) - '00
36	Robinette, Greg	FB	6-2	274	2/4/77	R	West Virginia	Hampden, W.Va.	FA - '00
78B	Rogers, Tyrone	DL	6-5	236	10/11/76	1	Alabama State	Montgomery, Ala.	FA - '99
99	Roye, Orpheus	DL	6-4	288	1/21/74	5	Florida State	Miami, Fla.	UFA (Pit.) - '00
68	Ruhman, Chris	OT	6-5	321	12/19/74	3	Texas A&M	Houston, Texas	FA - '99
40	Saleh, Tarek	FB	6-0	240	11/7/74	4	Wisconsin	Fairfield, Conn.	ED (Car.) - '99
25	Sanders, Lewis	DB	6-0	200	6/22/78	R	Maryland	Staten Island, N.Y.	D4a - '00
67W	Savea, Manuia	OL	6-2	306	2/22/75	R	Arizona	Auto, American Samoa	D7a - '00
35	Shea, Aaron	TE	6-3	244	12/5/76	R	Michigan	Ottawa, Ill.	D4b - '00
16	Shuck, Kofi	WR	6-1	174	5/11/77	R	Wyoming	Park Forest, Ill.	FA - '00
74	Simpson, Teto	DE	6-4	271	7/19/76	R	North Carolina	Greenville, N.C.	FA - '00
21	Smith, Marquis	DB	6-2	213	1/13/75	2	California	San Diego, Calif.	D3b - '99
47	Spikes, Rahshon	RB	5-10	206	10/16/77	R	North Carolina State	Meriden, N.C.	FA - '00
91	Spriggs, Marcus	DT	6-4	314	7/26/76	2	Troy State	Washington, D.C.	D6a - '99
30	Sudano, Nick	FB	6-1	244	3/19/77	R	Syracuse	Brook Park, Ohio	FA - '00
51	Taylor, Ryan	LB	6-2	230	12/11/76	1	Auburn	Dublin, Ga.	FA - '99
29	Terry, Nate	DB	6-3	184	10/5/76	R	West Virginia	Homestead, Fla.	FA - '00
10	Thompson, Kevin	QB	6-5	236	7/27/77	R	Penn State	Damascus, Md.	FA - '00
96	Thompson, Mike	DT	6-4	296	12/22/71	4	Wisconsin	Portage, Wis.	ED (Cin.) - '99
64	Wohlabaugh, Dave	C	6-3	292	4/13/72	6	Syracuse	Hamburg, N.Y.	UFA (N.E.) - '99
13	Wynn, Sperguson	QB	6-3	226	8/10/78	R	Southwest Texas State	Houston, Texas	D6a - '00
75	Zahursky, Steve	G	6-6	305	9/2/76	2	Kent State	Euclid, Ohio	FA - '99

## NUMERICAL ROSTER AS OF JUNE 16, 2000 (ROSTER SIZE: 86)

No.	Name	Pos.	Ht.	Wt.	Age	Exp.	College	Hometown	How Acq.
2	Tim Couch	QB	6-4	227	22	2	Kentucky	Hyden, Ky.	D1 - '99
4	Phil Dawson	K	5-11	190	25	2	Texas	Dallas, Texas	FA - '99
10	Kevin Thompson	QB	6-5	236	22	R	Penn State	Damascus, Md.	FA - '00
11	Ty Detmer	QB	6-0	194	32	9	Brigham Young	San Antonio, Texas	Tr. (S.F.) - '99
13	Spergon Wynn	QB	6-3	226	21	R	Southwest Texas State	Houston, Texas	D6a - '00
15	Dwaune Jones	WR	6-0	191	22	R	Richmond	Washington, D.C.	FA - '00
16	Kofi Shuck	WR	6-1	174	22	R	Wyoming	Park Forest, Ill.	FA - '00
17	Chris Gardocki	P	6-1	200	30	10	Clemson	Stone Mountain, Ga.	UFA (Ind.) - '99
18	Jeff Klopf	WR	5-10	177	24	R	Saginaw Valley	Flint, Mich.	FA - '00
20	Earl Little	DB	6-0	198	27	3	Miami	Miami, Fla.	W (N.O.) - '99
21	Marquis Smith	DB	6-2	213	25	2	California	San Diego, Calif.	D3b - '99
22	Tim McTyer	DB	5-11	191	25	4	Brigham Young	Los Angeles, Calif.	ED (Phi.) - '99
23	Errict Rhett	RB	5-11	211	29	7	Florida	West Hollywood, Fla.	UFA (Bal.) - '00
24	Corey Fuller	DB	5-10	205	28	6	Florida State	Tallahassee, Fla.	UFA (Min.) - '99
25	Lewis Sanders	DB	6-0	202	21	R	Maryland	Staten Island, N.Y.	D4a - '00
26	Anthony Malbrough	DB	5-10	185	23	R	Texas Tech	Beaumont, Texas	D5a - '00
27	Lamar Chapman	DB	6-0	186	23	R	Kansas State	Liberal, Kan.	D5b - '00
28	Rashidi Barnes	DB	5-11	205	21	R	Colorado	Berkeley, Calif.	D7c - '00
29	Nate Terry	DB	6-3	184	23	R	West Virginia	Homestead, Fla.	FA - '00
30	Nick Sudano	FB	6-1	244	23	R	Syracuse	Brook Park, Ohio	FA - '00
31	Raymond Jackson	DB	5-10	189	27	5	Colorado State	Denver, Colo.	ED (Buf.) - '99
33	Daylon McCutcheon	CB	5-10	180	23	2	Southern California	La Puente, Calif.	D3a - '99
34	Madre Hill	RB	5-11	199	24	1	Arkansas	Malvern, Ark.	D7 - '99
35	Aaron Shea	TE	6-3	244	23	R	Michigan	Ottawa, Ill.	D4b - '00
36	Greg Robinette	FB	6-2	274	23	R	West Virginia	Hampden, W.Va.	FA - '00
40	Tarek Saleh	FB	6-0	240	25	4	Wisconsin	Fairfield, Conn.	ED (Car.) - '99
41	Travis Prentice	RB	5-11	221	23	R	Miami (Ohio)	Louisville, Ky.	D3a - '00
42	Terry Kirby	RB	6-1	213	30	8	Virginia	Yorktown, Va.	UFA (S.F.) - '99
43	Percy Ellsworth	DB	6-2	225	25	5	Virginia	Drewryville, Va.	UFA (N.Y.G.) - '00
44	Marc Edwards	FB	6-0	240	25	4	Notre Dame	Norwood, Ohio	Tr. (S.F.) - '99
47	Rahshon Spikes	RB	5-10	206	22	R	North Carolina State	Meriden, N.C.	FA - '00
48	Trevon Matthews	TE	6-2	245	23	R	South Carolina	Summerville, S.C.	FA - '00
49W	Kyle Allamon	TE	6-2	247	23	R	Texas Tech	Lubbock, Texas	FA - '00
50	Tony McCombs	LB	6-2	256	25	3	Eastern Kentucky	Hopkinsville, Ky.	FA - '00
51	Ryan Taylor	LB	6-2	230	23	1	Auburn	Dublin, Ga.	FA - '99
53	Rahim Abdullah	LB	6-5	233	24	2	Clemson	Jacksonville, Fla.	D2b - '99
54	Jeff Kerr	LB	6-3	238	23	R	East Carolina	Salisbury, N.C.	FA - '00
55	Marty Moore	LB	6-1	245	29	7	Kentucky	Phoenix, Ariz.	UFA (N.E.) - '00
56	Lenoy Jones	LB	6-1	235	25	5	Texas Christian	Marlin, Texas	ED (Ten.) - '99
57	Jason Kyle	LB	6-3	242	24	6	Arizona State	Tempe, Ariz.	ED (Sea.) - '99
58	Wali Rainer	LB	6-2	245	22	2	Virginia	Charlotte, N.C.	D4 - '99
59	Kendall Ogle	LB	6-0	231	24	2	Maryland	Hillside, N.J.	D6b - '99
60W	Shaun O'Hara	C	6-3	287	22	R	Rutgers	Hillsborough, N.J.	FA - '00



No.	Name	Pos.	Ht.	Wt.	Age	Exp.	College	Hometown	How Acq.
61	Everett Lindsay	OL	6-4	302	29	7	Mississippi	Burlington, Iowa	UFA (Bal.) - '00
62	Bill Duff	DL	6-3	285	26	2	Tennessee	Delran, N.J.	FA - '99
63W	Brad Bedell	OL	6-4	299	23	R	Colorado	Arcadia, Calif.	D6b - '00
63B	Tramont Lawless	LB	6-3	231	23	R	Memphis	Nashville, Tenn.	FA - '00
64	Dave Wohlabaugh	C	6-3	292	28	6	Syracuse	Hamburg, N.Y.	UFA (N.E.) - '99
65	Jim Bundren	C	6-3	303	25	2	Clemson	Wilmington, Del.	ED (N.Y.J.) - '99
66	Jeremy McKinney	OT	6-6	301	24	1	Iowa	Huntington Park, Colo.	FA - '99
67W	Manuia Savea	OL	6-2	306	25	R	Arizona	Auto, American Samoa	D7a - '00
68	Chris Ruhman	OT	6-5	321	25	3	Texas A&M	Houston, Texas	FA - '99
69	Roger Chanoine	OT	6-4	295	23	1	Temple	Newark, N.J.	FA - '99
70B	Geno Bell	DL	6-3	290	25	1	Arkansas	Columbia, S.C.	FA - '99
70B	Jeff Dyra	DT	6-5	292	22	R	Northwestern	Chicago, Ill.	FA - '00
70B	Steve Estes	OL	6-6	305	21	R	Colgate	Olean, N.Y.	FA - '00
71	Jim Pyne	G	6-2	297	28	7	Virginia Tech	Wallingford, Conn.	ED (Det.) - '99
72	Roman Oben	OT	6-4	305	27	5	Louisville	Washington, D.C.	UFA (N.Y.G.) - '00
73	Darius Holland	DT	6-5	330	26	6	Colorado	Las Cruces, N.M.	UFA (Det.) - '99
74	Teto Simpson	DE	6-4	271	23	R	North Carolina	Greenville, N.C.	FA - '00
75	Steve Zahursky	G	6-6	305	23	2	Kent State	Euclid, Ohio	FA - '99
77	Orlando Brown	OT	6-7	350	29	8	South Carolina State	Washington, D.C.	UFA (Bal.) - '99
78W	Noel LaMontagne	OL	6-4	301	23	R	Virginia	Coopersburg, Pa.	FA - '00
78B	Tyrone Rogers	DL	6-5	236	23	1	Alabama State	Montgomery, Ala.	FA - '99
79B	Eric Chandler	DE	6-5	301	22	R	Jackson State	Starkville, Miss.	D7b - '00
79W	Mike Williams	OL	6-5	298	23	R	Marshall	Beckley, W.Va.	FA - '00
80	Ronnie Powell	WR	5-10	174	25	2	Northwestern State	Hope, Ark.	FA - '99
81	Damon Dunn	WR	5-9	182	24	1	Stanford	Arlington, Texas	FA - '99
82	David Patten	WR	5-10	193	25	4	Western Carolina	Hopkins, S.C.	UFA (N.Y.G.) - '00
83	Mark Campbell	TE	6-6	253	24	2	Michigan	Clawson, Mich.	FA - '99
84	Darrin Chiaverini	WR	6-2	210	22	2	Colorado	Orange County, Calif.	D5 - '99
85	Kevin Johnson	WR	5-11	195	23	2	Syracuse	Hamilton Township, N.J.	D2a - '99
86	Dennis Northcutt	WR	5-11	175	22	R	Arizona	Los Angeles, Calif.	D2 - '00
87	Zola Davis	WR	6-0	185	25	2	South Carolina	Charleston, S.C.	FA - '99
88	Jajuan Dawson	WR	6-1	197	22	R	Tulane	Houston, Texas	D3b - '00
89	Randy Palmer	TE	6-4	235	24	2	Texas A&M Kingsville	Pleasanton, Texas	W (Oak.) - '99
90	Keith McKenzie	DL	6-3	273	26	5	Ball State	Detroit, Mich.	UFA (G.B.) - '00
91	Marcus Spriggs	DT	6-4	314	23	2	Troy State	Washington, D.C.	D6a - '99
92	Courtney Brown	DE	6-4	266	22	R	Penn State	Alvin, S.C.	D1 - '00
93	Stalin Colinet	DE	6-6	288	25	4	Boston College	New York, N.Y.	Tr. (Min.) - '99
94	Derrick Alexander	DE	6-4	286	26	6	Florida State	Jacksonville, Fla.	UFA (Min.) - '99
95	Jamir Miller	LB	6-5	266	26	7	UCLA	Oakland, Calif.	UFA (Ari.) - '99
96	Mike Thompson	DT	6-4	295	28	4	Wisconsin	Portage, Wis.	ED (Cin.) - '99
97	Ryan Kuehl	DT	6-5	290	28	4	Virginia	Bethesda, Md.	FA - '99
98	Arnold Miller	DE	6-3	239	25	2	Louisiana State	New Orleans, La.	FA - '99
99	Orpheus Roye	DL	6-4	288	26	5	Florida State	Miami, Fla.	UFA (Pit.) - '00

# PLAYERS

## TRANSACTIONS

- Jan. 10, 2000**      **LB-Tony McCombs** signed as free agent.
- Jan. 21, 2000**      **Dick Portee** (Running Backs) named Running Backs Coach for North Carolina State University.
- Jan. 23, 2000**      **Romeo Crennel** named Defensive Coordinator.
- Jan. 24, 2000**      **Clarence Brooks** (Defensive Line) named Defensive Line Coach for the Miami Dolphins.
- Jan. 26, 2000**      **Tony Sparano** named Offensive Line Coach.  
**Ken Whisenhunt** (Special Teams) named Tight Ends Coach for the New York Jets.
- Feb. 3, 2000**      Cleveland Browns announce the installation of two escalators at Cleveland Browns Stadium to assist fans in accessing the upper bowl of the facility.
- Feb. 8, 2000**      **TE-James Dearth** signed as an exclusive rights free agent.  
**Pete Carmichael** named Offensive Coordinator.  
**Pete Carmichael, Jr.** named Offensive Quality Control Coach.  
**Joe Kim** named Assistant Strength Coach.
- Feb. 9, 2000**      **OT-Lomas Brown** contract terminated.  
**DB-Antonio Langham** contract terminated.  
**LB-Chris Spielman** placed on reserve/ retired.  
**WR-Leslie Shepherd** relinquished right of first refusal.
- Feb. 10, 2000**      **OT-Jeremy McKinney** signed as an exclusive rights free agent.  
**Bob Slowik** (Defensive Coordinator) named Defensive Backs Coach for the Green Bay Packers.
- Feb. 11, 2000**      Cleveland Browns announced the following players will participate in the NFL Europe League: **DL-Geno Bell**, **TE-James Dearth**, **DL-Bill Duff**, **WR-Damon Dunn**, **LB-Kendall Ogle**, **WR-Ronnie Powell**, **LB-Ryan Taylor**, **DB-Marcus Washington**.
- Feb. 12, 2000**      **LB-Ryan Taylor** signed as an exclusive rights free agent.  
**S-Marcus Washington** signed as an exclusive rights free agent.
- Feb. 13, 2000**      **DE-Orpheus Roye** signed as UFA (Pittsburgh).



- Feb. 15, 2000** WR-**Damon Dunn** signed as an exclusive rights free agent.  
DT-**Darius Holland** signed as UFA (Detroit).
- Feb. 16, 2000** DT-**Geno Bell** signed as an exclusive rights free agent.  
DL-**Bill Duff** signed as an exclusive rights free agent.  
OG-**Everett Lindsay** signed as UFA (Baltimore).  
**Billy Davis** (Defensive Quality Control) named Defensive Quality Control Coach for the Green Bay Packers.
- Feb. 18, 2000** DB-**Percy Ellsworth** signed as UFA (New York Giants).  
**Bob Palcic** (Offensive Line) named Tight Ends Coach for the New Orleans Saints.
- Feb. 22, 2000** TE-**Mark Campbell** signed as an exclusive rights free agent.  
**Mark Michaels** named Special Teams Coach.  
**Ray Perkins** named Running Backs Coach.
- Feb. 24, 2000** DE-**Keith McKenzie** signed as UFA (Green Bay).
- Feb. 28, 2000** RB-**Errict Rhett** signed as UFA (Baltimore).  
DB-**Ray Jackson** signed as UFA (Buffalo).
- Feb. 29, 2000** OT-**Orlando Brown** indefinite suspension terminated by the NFL effective March 1, 2000.
- Mar. 2, 2000** LB-**Marty Moore** signed as UFA (New England).  
**Jon Fabris** named Special Teams/ Defensive Assistant.
- Mar. 6, 2000** LB-**Lenoy Jones** signed as an exclusive rights free agent.
- Mar. 8, 2000** OT-**Roman Oben** signed as UFA (New York Giants).  
DT-**John Jurkovic** contract terminated (failed physical).
- Mar. 14, 2000** DL-**Tyrone Rogers** signed as an exclusive rights player.
- Mar. 20, 2000** WR-**David Patten** signed as UFA (New York Giants).

# PLAYERS

## TRANSACTIONS

- Mar. 23, 2000** OL-**Roger Chanoine** signed as an exclusive rights free agent.  
Mike Pitts named Defensive Assistant Coach.
- Apr. 12, 2000** RB-**Tarek Saleh** signed as restricted free agent.
- Apr. 14, 2000** DL-**Mike Thompson** signed as restricted free agent.
- Apr. 15, 2000** Cleveland Browns select the following players in the 2000 NFL Draft: DE-**Courtney Brown** (Penn State 1/1); WR-**Dennis Northcutt** (Arizona 2/32); RB-**Travis Prentice** (Miami (Ohio) 3/63); WR-**JaJuan Dawson** (Tulane 3/79).
- Apr. 16, 2000** Cleveland Browns select the following players in the 2000 NFL Draft: DB-**Lewis Sanders** (Maryland 4/95); TE-**Aaron Shea** (Michigan 4/111); DB-**Anthony Malbrough** (Texas Tech 5/130); DB-**Lamar Chapman** (Kansas State 5/146); QB-**Spergon Wynn** (Southwest Texas State 6/183); OL-**Brad Bedell** (Colorado 6/206); OL-**Manuia Savea** (Arizona 7/207); DE-**Eric Chandler** (Jackson State 7/209); DB-**Rashidi Barnes** (Colorado 7/225).
- Apr. 17, 2000** Cleveland Browns agree to terms with the following undrafted rookies: TE-**Kyle Allamon**; DT-**Jeff Dyra**; OT-**Steve Estes**; K-**Travis Forney**; DE-**Mike Gantous**; LB-**Marcus Gunn**; OT-**Todd Hollowell**; WR-**Dwaune Jones**; FB-**Mike Jones**; LB-**Jeff Kerr**; OL-**Noel LaMontagne**; LB-**Tramont Lawless**; WR-**Jeff Lowe**; TE-**Trevon Matthews**; C-**Shaun O'Hara**; DT-**Greg Robinette**; WR-**Kofi Shuck**; DE-**Teto Simpson**; RB-**Rahshon Spikes**; DB-**Nate Terry**; QB-**Kevin Thompson**; LB-**Lamont Turner**.
- Apr. 18, 2000** DL-**Stalin Colinet** signed as restricted free agent (Minnesota).  
TE-**James Dearth** waived.
- Apr. 27, 2000** DB-**Tim McTyer** signed as restricted free agent (Philadelphia).
- May 2, 2000** K-**Travis Forney** waived.  
OL-**Todd Hollowell** waived.
- May 3, 2000** FB-**Nick Sudano** signed as free agent.
- May 8, 2000** WR-**Zola Davis** signed as exclusive rights free agent.  
WR-**Jeff Klopff** signed as free agent.  
DL-**Ryan Kuehl** signed as exclusive rights free agent.



- May 9, 2000** LB-**Caspor Stiles** signed as free agent.
- May 10, 2000** DE-**Courtney Brown** signed (Draft 1, 1st overall).  
OL-**Mike Guilliams** signed as free agent.
- May 12, 2000** OL-**Chris Ruhman** signed as exclusive rights free agent.  
DB-**Marcus Washington** waived.
- May 31, 2000** DB-**Earl Little** signed as exclusive rights free agent.
- June 3, 2000** WR-**JaJuan Dawson** agreed to terms (Draft 3, 79th overall)  
DB-**Lewis Sanders** agreed to terms (Draft 4, 95th overall)
- June 9, 2000** DE-**Mike Gantous** waived  
LB-**Marcus Gunn** waived  
FB-**Mike Jones** waived  
LB-**Caspor Stiles** waived  
LB-**Lamont Turner** waived

CLEVELAND  
**BROWNS**  
■.COM



Your First Hit for  
Cleveland Browns Football





# 1999 REVIEW

## FINAL NFL STANDINGS

### American Football Conference

AFC East	W	L	T	PCT	PF	PA	Home	Road	AFC	NFC	DIV
Indianapolis	13	3	0	.813	423	333	7-1	6-2	9-3	4-0	5-3
Buffalo *	11	5	0	.688	320	229	6-2	5-3	8-4	3-1	6-2
Miami *	9	7	0	.563	326	336	5-3	4-4	7-5	2-2	3-5
N.Y. Jets	8	8	0	.500	308	309	4-4	4-4	6-6	2-2	4-4
New England	8	8	0	.500	299	284	5-3	3-5	5-7	3-1	2-6
AFC Central	W	L	T	PCT	PF	PA	Home	Road	AFC	NFC	DIV
Jacksonville	14	2	0	.875	396	217	7-1	7-1	10-2	4-0	8-2
Tennessee *	13	3	0	.813	392	324	8-0	5-3	10-2	3-1	9-1
Baltimore	8	8	0	.500	324	277	4-4	4-4	6-7	2-1	6-4
Pittsburgh	6	10	0	.375	317	320	2-6	4-4	3-10	3-0	3-7
Cincinnati	4	12	0	.250	283	460	2-6	2-6	3-10	1-2	3-7
Cleveland	2	14	0	.125	217	437	0-8	2-6	1-12	1-2	1-9
AFC West	W	L	T	PCT	PF	PA	Home	Road	AFC	NFC	DIV
Seattle	9	7	0	.563	338	298	5-3	4-4	7-5	2-2	4-4
Kansas City	9	7	0	.563	390	322	6-2	3-5	7-5	2-2	4-4
San Diego	8	8	0	.500	269	316	4-4	4-4	7-5	1-3	5-3
Oakland	8	8	0	.500	390	329	5-3	3-5	5-7	3-1	3-5
Denver	6	10	0	.375	314	318	3-5	3-5	4-8	2-2	4-4

### National Football Conference

NFC East	W	L	T	PCT	PF	PA	Home	Road	AFC	NFC	DIV
Washington	10	6	0	.625	443	377	6-2	4-4	2-2	8-4	5-3
Dallas *	8	8	0	.500	352	276	7-1	1-7	1-3	7-5	5-3
N.Y. Giants	7	9	0	.438	299	358	4-4	3-5	2-2	5-7	3-5
Arizona	6	10	0	.375	245	382	4-4	2-6	0-4	6-6	5-3
Philadelphia	5	11	0	.313	272	357	4-4	1-7	1-3	4-8	2-6
NFC Central	W	L	T	PCT	PF	PA	Home	Road	AFC	NFC	DIV
Tampa Bay	11	5	0	.688	270	235	7-1	4-4	3-1	8-4	5-3
Minnesota *	10	6	0	.625	399	335	6-2	4-4	2-2	8-4	4-4
Detroit *	8	8	0	.500	322	323	6-2	2-6	1-3	7-5	4-4
Green Bay	8	8	0	.500	357	341	5-3	3-5	2-2	6-6	4-4
Chicago	6	10	0	.375	272	341	3-5	3-5	2-2	4-8	3-5
NFC West	W	L	T	PCT	PF	PA	Home	Road	AFC	NFC	DIV
St. Louis	13	3	0	.813	526	242	8-0	5-3	3-1	10-2	8-0
Carolina	8	8	0	.500	421	381	5-3	3-5	2-2	6-6	4-4
Atlanta	5	11	0	.313	285	380	4-4	1-7	0-4	5-7	4-4
San Francisco	4	12	0	.250	295	453	3-5	1-7	1-3	3-9	2-6
New Orleans	3	13	0	.188	260	434	3-5	0-8	0-4	3-9	2-6

\* Wild Card Team

### 1999 Playoffs

#### AFC WILD-CARD PLAYOFFS

Tennessee 22, Buffalo 16  
Miami 20, Seattle 17

#### AFC DIVISIONAL PLAYOFFS

Jacksonville 62, Miami 7  
Tennessee 19, Indianapolis 16

#### AFC CHAMPIONSHIP GAME

Tennessee 33, Jacksonville 14

#### NFC WILD-CARD PLAYOFFS

Washington 27, Detroit 13  
Minnesota 27, Dallas 10

#### NFC DIVISIONAL PLAYOFFS

Tampa Bay 14, Washington 13  
St. Louis 49, Minnesota 37

#### NFC CHAMPIONSHIP GAME

St. Louis 11, Tampa Bay 6

### SUPER BOWL XXXIII at Atlanta, Ga.

St. Louis 23, Tennessee 16



## RESULTS & USUAL STARTING LINEUPS

### Preseason (Won 2, Lost 3)

Date	Opponent	Result	Browns-Opponent	Record	Attendance
8/9	Dallas Cowboys (at Canton, Ohio)	Won	20-17 (OT)	1-0	25,156
8/14	@ Tampa Bay Buccaneers	Lost	3-30	1-1	63,963
8/21	Minnesota Vikings	Lost	17-24	1-2	71,398
8/28	Chicago Bears	Won	35-24	2-2	72,388
9/2	@ Philadelphia Eagles	Lost	17-30	2-3	64,978

### Regular Season (Won 2, Lost 14)

Date	Opponent	Result	Browns-Opponent	Record	Attendance
9/12	Pittsburgh Steelers	Lost	0-43	0-1	73,138
9/19	@ Tennessee Titans	Lost	9-26	0-2	65,904
9/26	@ Baltimore Ravens	Lost	10-17	0-3	68,803
10/3	New England Patriots	Lost	7-19	0-4	72,368
10/10	Cincinnati Bengals	Lost	17-18	0-5	73,048
10/17	@ Jacksonville Jaguars	Lost	7-24	0-6	62,047
10/24	@ St. Louis Rams	Lost	3-34	0-7	65,866
10/31	@ New Orleans Saints	Won	21-16	1-7	48,817
11/7	Baltimore Ravens	Lost	9-41	1-8	72,898
11/14	@ Pittsburgh Steelers	Won	16-15	2-8	58,213
11/21	Carolina Panthers	Lost	17-31	2-9	72,818
11/28	Tennessee Titans	Lost	21-33	2-10	72,008
12/5	@ San Diego Chargers	Lost	10-23	2-11	53,147
12/12	@ Cincinnati Bengals	Lost	28-44	2-12	59,972
12/19	Jacksonville Jaguars	Lost	14-24	2-13	72,038
12/26	Indianapolis Colts	Lost	28-29	2-14	72,618

### 1999 USUAL STARTING LINEUPS

Offense			Defense		
<b>WR</b>	85	Kevin Johnson	<b>LE</b>	53	John Thierry
<b>LT</b>	75	Lomas Brown	<b>LT</b>	73	Darius Holland
<b>LG</b>	71	Jim Pyne	<b>RT</b>	67	John Jurkovic
<b>C</b>	64	Dave Wohlabaugh	<b>RE</b>	94	Derrick Alexander
<b>RG</b>	79	Scott Rehberg	<b>LLB</b>	55	Rahim Abdullah
<b>RT</b>	77	Orlando Brown	<b>MLB</b>	58	Wali Rainer
<b>TE</b>	82	Irv Smith	<b>RLB</b>	95	Jamir Miller
<b>WR</b>	86	Leslie Shepherd	<b>LCB</b>	47	Ryan McNeil
	84	Darrin Chiaverini	<b>RCB</b>	33	Daylon McCutcheon
<b>QB</b>	2	Tim Couch	<b>SS</b>	23	Marquez Pope
<b>RB</b>	42	Terry Kirby	<b>FS</b>	24	Corey Fuller
<b>FB</b>	44	Marc Edwards			

# 1999 REVIEW

## FINAL STATISTICS

DATE	W/L	SCORE	OPPONENT	ATTEND.
09/12	L	0-43	Pittsburgh Steelers	73,138
09/19	L	9-26	at Tennessee Titans	65,904
09/26	L	10-17	at Baltimore Ravens	68,803
10/03	L	7-19	New England Patriots	72,368
10/10	L	17-18	Cincinnati Bengals	73,048
10/17	L	7-24	at Jacksonville Jaguars	62,047
10/24	L	3-34	at St. Louis Rams	65,866
10/31	W	21-16	at New Orleans Saints	48,817
11/07	L	9-41	Baltimore Ravens	72,898
11/14	W	16-15	at Pittsburgh Steelers	58,213
11/21	L	17-31	Carolina Panthers	72,818
11/28	L	21-33	Tennessee Titans	72,008
12/05	L	10-23	at San Diego Chargers	53,147
12/12	L	28-44	at Cincinnati Bengals	59,972
12/19	L	14-24	Jacksonville Jaguars	72,038
12/26	L	28-29	Indianapolis Colts	72,618

### TEAM STATISTICS

	BROWNS	OPPONENT
<b>TOTAL FIRST DOWNS</b>	220	368
Rushing	64	161
Passing	134	187
Penalty	22	20
3rd Down: Made/Att	59/203	110/235
3rd Down Pct.	29.1	46.8
4th Down: Made/Att	9/13	8/13
4th Down Pct.	69.2	61.5
POSSESSION AVG.	23:38	36:22
<b>TOTAL NET YARDS</b>	3762	6046
Avg. Per Game	235.1	377.9
<b>TOTAL PLAYS</b>	865	1158
Avg. Per Play	4.3	5.2
<b>NET YARDS RUSHING</b>	1150	2736
Avg. Per Game	71.9	171.0
Total Rushes	313	610
<b>NET YARDS PASSING</b>	2612	3310
Avg. Per Game	163.3	206.9
Sacked/Yards Lost	60/385	25/147
Gross Yards	2997	3457
Att./Completions	492/271	523/331
Completion Pct.	55.1	63.3
Had Intercepted	15	8
<b>PUNTS/AVERAGE</b>	106/43.8	66/40.9
<b>NET PUNTING AVG.</b>	106/34.6	66/37.3
<b>PENALTIES/YARDS</b>	92/714	88/776
<b>FUMBLES/BALL LOST</b>	29/16	25/12
<b>TOUCHDOWNS</b>	28	49
Rushing	9	29
Passing	19	17
Returns	0	3

### SCORE BY PERIODS

	Q1	Q2	Q3	Q4	OT	PTS
Browns	37	77	43	60	0	217
Opponents	75	146	99	117	0	437

### SCORING

	TD	Ru	Pa	Rt	K-PAT	FG	S	PTS
Kirby, Terry	9	6	3	0		0	0	54
Dawson, Phil	1	1	0	0	23/24	8/12	0	53
Johnson, Kevin	8	0	8	0		0	0	48
Chiaverini, Darrin	4	0	4	0		0	0	24
Abdul-Jabbar, K. LG	2	1	1	0		0	0	12
Abdul-Jabbar, K. TM	1	0	1	0		0	0	6
Edwards, Marc	2	0	2	0		0	0	12
Couch, Tim	1	1	0	0		0	0	8
Detmer, Ty	1	1	0	0		0	0	6
Smith, Irv	1	0	1	0		0	0	6
<b>Browns</b>	<b>28</b>	<b>9</b>	<b>19</b>	<b>0</b>	<b>23/24</b>	<b>8/12</b>	<b>0</b>	<b>217</b>
<b>Opponents</b>	<b>49</b>	<b>29</b>	<b>17</b>	<b>3</b>	<b>40/41</b>	<b>33/39</b>	<b>1</b>	<b>437</b>

2-Pt. Conversions: Couch, TEAM 1-4, OPPONENTS 1-8

RUSHING	No.	Yds	Avg	Long	TD
Kirby, Terry	130	452	3.5	28	6
Abdul-Jabbar, Karim LG	143	445	3.1	21	1
Abdul-Jabbar, Karim TM	115	350	3.0	21	0
Couch, Tim	40	267	6.7	40	1
Detmer, Ty	6	38	6.3	11	1
Edwards, Marc	6	35	5.8	28	0
Jones, George	8	15	1.9	9	0
Shepherd, Leslie	1	5	5.0	5	0
Dawson, Phil	1	4	4.0	4t	1
Salaam, Rashaan TM	1	2	2.0	2	0
Shaw, Sedrick TM	3	2	0.7	3	0
Johnson, Kevin	1	-6	-6.0	-6	0
Powell, Ronnie	1	-14	-14.0	-14	0
<b>Browns</b>	<b>313</b>	<b>1150</b>	<b>3.7</b>	<b>40</b>	<b>9</b>
<b>Opponents</b>	<b>610</b>	<b>2736</b>	<b>4.5</b>	<b>52t</b>	<b>29</b>

RECEIVING	No.	Yds	Avg	Long	TD
Johnson, Kevin	66	986	14.9	64t	8
Kirby, Terry	58	528	9.1	8t	3
Chiaverini, Darrin	44	487	1.1	28t	4
Edwards, Marc	27	212	7.9	27t	2
Smith, Irv	24	222	9.3	22	1
Shepherd, Leslie	23	274	11.9	36	0
Abdul-Jabbar, Karim LG	17	84	4.9	21	1
Abdul-Jabbar, Karim TM	13	59	4.5	21	1
Campbell, Marc	9	131	14.6	21	0
Davis, Zola	2	38	19.0	25	0
Shaw, Sedrick TM	2	8	4.0	7	0
Powell, Ronnie	1	45	45.0	45	0
Dunn, David	1	4	4.0	4	0
Bobo, Orlando	1	3	3.0	3	0
<b>Browns</b>	<b>71</b>	<b>2997</b>	<b>11.1</b>	<b>78t</b>	<b>19</b>
<b>Opponents</b>	<b>331</b>	<b>3457</b>	<b>10.4</b>	<b>54t</b>	<b>17</b>

INTERCEPTIONS	No.	Yds	Avg	Long	TD
Pope, Marquez	2	15	7.5	13	0
Barker, Roy TM	1	14	14.0	14	0
McCutcheon, Daylon	1	12	12.0	12	0
Thierry, John	1	8	8.0	8	0
Jones, Lenoy	1	3	3.0	3	0
Abdullah, Rahim	1	0	0.0	0	0
Little, Earl LG	1	0	0.0	0	0
Little, Earl TM	1	0	0.0	0	0
<b>Browns</b>	<b>8</b>	<b>52</b>	<b>6.5</b>	<b>14</b>	<b>0</b>
<b>Opponents</b>	<b>15</b>	<b>153</b>	<b>10.2</b>	<b>66t</b>	<b>1</b>

PUNTING	No.	Yds	Avg	Net	TB	In	Lg	B
Gardocki, Chris	106	4645	43.8	34.6	11	20	61	0
<b>Browns</b>	<b>106</b>	<b>4645</b>	<b>43.8</b>	<b>34.6</b>	<b>11</b>	<b>20</b>	<b>61</b>	<b>0</b>
<b>Opponents</b>	<b>66</b>	<b>2702</b>	<b>40.9</b>	<b>37.3</b>	<b>4</b>	<b>24</b>	<b>59</b>	<b>1</b>

PUNT RETURNS	Ret	FC	Yds	Avg	Long	TD
Johnson, Kevin	19	10	128	6.7	15	0
Dunn, David	4	1	25	6.3	13	0
Gibson, Damon	2	2	9	4.5	8	0
<b>Browns</b>	<b>25</b>	<b>13</b>	<b>162</b>	<b>6.5</b>	<b>15</b>	<b>0</b>
<b>Opponents</b>	<b>68</b>	<b>15</b>	<b>762</b>	<b>11.2</b>	<b>81t</b>	<b>2</b>

KICKOFF RETURNS	No.	Yds	Avg	Long	TD
Powell, Ronnie	44	986	22.4	43	0
Kirby, Terry	11	230	20.9	28	0
Dunn, David	9	180	20.0	27	0
Hill, Madre	8	137	17.1	27	0
Saleh, Tarek	5	43	8.6	14	0
Campbell, Mark	3	28	9.3	10	0
Smith, Irv	3	15	5.0	10	0
Chiaverini, Darrin	2	35	17.5	22	0
Little, Earl LG	2	34	17.0	20	0
Little, Earl TM	2	34	17.0	20	0
Johnson, Kevin	1	25	25.0	25	0
Jones, George	1	12	12.0	12	0
<b>Browns</b>	<b>89</b>	<b>1725</b>	<b>19.4</b>	<b>43</b>	<b>0</b>
<b>Opponents</b>	<b>42</b>	<b>764</b>	<b>18.2</b>	<b>55</b>	<b>0</b>



FIELD GOALS	1-19	20-29	30-39	40-49	50+
Dawson, Phil	0/0	2/2	3/5	3/5	0/0
<b>Browns</b>	<b>0/0</b>	<b>2/2</b>	<b>3/5</b>	<b>3/5</b>	<b>0/0</b>
<b>Opponents</b>	<b>4/4</b>	<b>13/13</b>	<b>6/7</b>	<b>10/15</b>	<b>0/0</b>

Dawson: ( ) (41G)(49G)(38N)(33G)( ) (47G)(46N)(25G)(39G)(38N,23G)( ) (33G,45N)( ) ( )

### OPPONENTS:

(19G,28G,19G)(35G,44N)(44G)(22G,21G,42N)(27G,26G)(20G,36G,24G)(28G,36G)(47N,49G,22G,46G)(28G,44G)(41G,32G,47G)(44G)(27G,31G,37N)(44G,19G,30G)(28G)(49N,41G,48N)(41G,19G,21G)

PASSING	Att	Cmp	Yds	Cmp	Yds/Att	TD	TD%	Int	Int%	Long	Sack/Lost	Rating
Couch, Tim	399	223	2447	55.9	6.13	15	3.8	13	3.3	78t	56/359	73.2
Detmer, Ty	91	47	548	51.6	6.02	4	4.4	2	2.2	35	4/26	75.7
Johnson, Kevin	1	0	0	0.0	0.00	0	0.0	0	0.0	0	0/0	39.6
Kirby, Terry	1	1	2	100.0	2.00	0	0.0	0	0.0	2	0/0	79.2
<b>Browns</b>	<b>492</b>	<b>271</b>	<b>2997</b>	<b>55.1</b>	<b>6.09</b>	<b>19</b>	<b>3.9</b>	<b>15</b>	<b>3.0</b>	<b>78t</b>	<b>60/385</b>	<b>73.5</b>
<b>Opponents</b>	<b>523</b>	<b>331</b>	<b>3457</b>	<b>63.3</b>	<b>6.61</b>	<b>17</b>	<b>3.3</b>	<b>8</b>	<b>1.5</b>	<b>54t</b>	<b>25/147</b>	<b>86.8</b>

## 1999 CLEVELAND BROWNS DEFENSIVE STATS

NAME	Total	Solo	Asst.	FF	RF	Sacks	Yards	Ints.	Yards	Hits	PBU
Wali Rainer	191	140	51	1	0	1.0	11.0	0	0	2	5
Jamir Miller	147	107	40	0	0	4.5	24.0	0	0	10	2
Marquez Pope	95	67	28	3	0	0.0	0.0	2	15	0	2
Rahim Abdullah	90	68	22	0	0	0.0	0.0	1	0	3	2
Daylon McCutcheon	88	68	20	0	0	1.0	8.0	1	12	0	8
Corey Fuller	82	64	18	1	2	0.0	0.0	0	0	0	12
Ryan McNeil	80	57	23	2	4	1.0	3.0	0	0	0	10
Derrick Alexander	60	36	24	0	0	2.5	25.0	0	0	15	2
Darius Holland	51	28	23	1	1	2.0	11.0	0	0	8	5
John Thierry	44	33	11	2	0	7.0	47.0	1	8	13	0
Marquis Smith	31	20	11	0	0	0.0	0.0	0	0	0	2
Mike Thompson	27	15	12	0	2	0.0	0.0	0	0	3	0
Antonio Langham	26	21	5	1	0	0.0	0.0	0	0	0	1
Marlon Forbes	24	13	11	0	0	0.0	0.0	0	0	0	4
Stalin Colinet	22	12	10	0	0	0.0	0.0	0	0	11	1
Hurvin McCormack	20	13	7	1	0	2.0	7.0	0	0	5	0
Lenoy Jones	19	14	5	0	0	0.0	0.0	1	3	0	1
John Jurkovic	19	7	12	0	0	0.0	0.0	0	0	2	0
Marcus Spriggs	17	7	10	1	0	0.0	0.0	0	0	3	1
James Williams	17	8	9	0	1	0.0	0.0	0	0	0	2
Tim McTyer	16	14	2	0	0	0.0	0.0	0	0	0	0
Roy Barker	13	8	5	0	0	2.0	3.0	1	14	10	3
Arnold Miller	13	11	2	0	0	1.0	3.0	0	0	3	0
Earl Little	8	6	2	0	0	0.0	0.0	1	0	0	0
Raymond Jackson	6	5	1	0	0	0.0	0.0	0	0	0	1
Jerry Ball	5	3	2	0	0	1.0	5.0	0	0	0	0
Tyrone Rogers	4	3	1	0	0	0.0	0.0	0	0	0	0
Bill Duff	1	1	0	0	0	0.0	0.0	0	0	0	0

## 1999 CLEVELAND BROWNS SPECIAL TEAMS STATS

NAME	Total	Solo	Asst.	FF	RF	NAME	Total	Solo	Asst.	FF	RF
Tarek Saleh	23	16	7	1	1	Phil Dawson	3	3	0	0	0
Lenoy Jones	18	12	6	0	0	Ryan Kuehl	3	1	2	0	0
Raymond Jackson	14	9	5	0	0	Arnold Miller	3	2	1	0	0
James Williams	13	9	4	1	1	Marlon Forbes	2	2	0	0	0
Marc Edwards	12	8	4	0	0	Ryan McNeil	2	2	0	0	0
Marquis Smith	12	10	2	0	0	Kendall Ogle	2	1	1	0	0
Ronnie Powell	9	7	2	0	0	Tyrone Rogers	2	2	0	0	0
Rahim Abdullah	7	7	0	0	0	Chris Gardocki	1	1	0	0	0
Earl Little	6	3	3	0	0	Madre Hill	1	1	0	0	0
Mark Campbell	4	4	0	0	0	George Jones	1	1	0	0	0
Antonio Langham	4	2	2	0	0	Darrin Chiaverini	1	0	1	0	0

Blocked Kicks: **Arnold Miller** 9/12 vs. Pittsburgh (PAT); **James Williams** 10/10 vs. Cincinnati (Punt).

# 1999 REVIEW

## PLAYER PARTICIPATION

	GS/GP	PIT	ETEN	BALT	NE	CIN	JACK	STL	NO	BAL	PIT	CAR	TEN	SD	CIN	JACK	IND
ABDULLAH	13/16	X	X	LLB	LLB	LLB	LLB	LLB	LLB	LLB	LLB	LLB	LLB	X	LLB	LLB	LLB
ABDUL-JABBAR	6/10	-	-	-	-	-	-	X	X	X	RB	RB	RB	X	RB	RB	RB
ALEXANDER	16/16	LE	LE	LE	RE	RE	RE	RE	RE	RE	RE	RE	RE	RE	RE	RE	RE
BALL	3/3	RT	RT	RT	Traded to MN	-	-	-	-	-	-	-	-	-	-	-	-
BARKER	3/12	X	X	X	LE	LE	LE	X	X	DAT	DAT	X	X	X	X	DAT	Waived
BELL	0/0	-	-	-	-	-	-	-	-	-	-	-	-	-	-	PS	PS
BERNSTEIN	0/0	DAT	DAT	Waived	-	-	-	-	-	-	-	-	-	-	-	-	-
BOBO	1/9	IN	IN	X	X	X	X	X	DAT	DAT	X	X	X	IN	IN	IN	IR
BROWN, L	10/10	LT	LT	LT	LT	LT	LT	LT	LT	LT	LT	DAT	DAT	DAT	DAT	DAT	IR
BROWN, O	15/15	RT	RT	RT	RT	RT	RT	RT	RT	RT	RT	RT	RT	RT	RT	RT	S
BUNDREN	1/16	X	X	X	X	X	X	X	X	X	X	X	X	X	X	X	C
CAMPBELL	4/14	X	X	TE	TE	TE	TE	X	X	X	X	X	TE	X	X	IR	IR
CARPENTER	0/0	-	-	-	-	-	-	-	-	-	-	-	-	-	-	PS	PS
CHANIONE	0/1	PS	PS	PS	PS	PS	PS	PS	PS	PS	PS	PS	PS	PS	DAT	DAT	X
CHIAVERINI	8/16	X	X	X	WR	X	WR	X	X	WR	X	WR	X	WR	WR	WR	WR
COLLINS	0/0	DAT	DAT	IN	Waived	-	-	-	-	-	-	-	-	-	-	-	-
COLINET	9/11	-	-	IN	X	X	LE	LE	LE	LE	LT	RT	RT	DAT	RT	RT	RT
COUCH	14/15	X	QB	QB	QB	QB	QB	QB	QB	QB	QB	QB	QB	QB	QB	QB	QB
DAVIS	1/6	PS	PS	PS	PS	PS	PS	PS	PS	PS	PS	X	X	WR	X	X	X
DAWSON	0/15	DNP	X	X	X	X	X	X	X	X	X	X	X	X	X	X	X
DEARTH	0/2	-	-	-	-	-	-	-	-	-	-	-	PS	PS	PS	X	X
DETMER	2/5	QB	DNP	DNP	DNP	DNP	DNP	DNP	X	DNP	DNP	DNP	DNP	DNP	X	X	QB
DUFF	0/5	DAT	Waived	-	-	DAT	X	DAT	Waived	-	-	-	-	-	-	X	DNP
DAMON DUNN	0/1	-	-	-	-	-	-	-	-	-	-	PS	PS	PS	PS	X	DNP
DAVID DUNN	0/6	-	-	-	X	X	X	X	X	X	Waived	-	-	-	-	-	-
EDWARDS	14/16	FB	FB	FB	FB	FB	FB	FB	FB	FB	FB	FB	FB	FB	FB	FB	FB
FORBES	1/16	X	X	X	X	X	X	X	X	X	X	X	X	FS	X	X	X
FULLER	16/16	LCB	LCB	FS	FS	FS	FS	FS	FS	FS	FS	FS	FS	FS	FS	FS	FS
GARDOCKI	0/16	X	X	X	X	X	X	X	X	X	X	X	X	X	X	X	X
GIBSON	0/2	X	DAT	X	Waived	-	-	-	-	-	-	-	-	-	-	-	-
HARRIS	0/0	DAT	DAT	Waived	-	-	-	-	-	-	-	-	-	-	-	-	-
HILL	0/5	PS	PS	PS	PS	PS	PS	PS	PS	PS	PS	PS	X	X	X	X	X
HOLLAND	11/15	X	X	LT	LT	LT	LT	LT	LT	DAT	X	LT	X	LT	LT	LT	LT
JACKSON	0/14	IN	DAT	X	X	X	X	X	X	X	X	X	X	X	X	X	X
JOHNSON	16/16	WR	WR	WR	WR	WR	WR	WR	WR	WR	WR	WR	WR	WR	WR	WR	WR
G. JONES	0/6	-	X	X	X	X	X	DAT	DAT	IN	IN	Waived	-	-	-	-	-
L. JONES	1/16	X	X	X	X	X	X	X	RLB	X	X	X	X	X	X	X	X
JURKOVIC	9/10	LT	LT	DAT	X	RT	RT	RT	RT	RT	RT	RT	RT	IR	IR	IR	IR
KIRBY	10/16	RB	RB	RB	RB	RB	RB	RB	RB	RB	X	X	X	RB	X	X	X
KUEHL	0/16	X	X	X	X	X	X	X	X	X	X	X	X	X	X	X	X
LANGHAM	2/13	RCB	X	DAT	DAT	IN	X	X	X	X	X	X	CB	X	X	X	X
LITTLE	0/9	-	-	-	-	-	-	X	X	X	X	X	X	X	X	X	X
MARTIN	0/0	3QB	3QB	3QB	3QB	3QB	3QB	3QB	3QB	3QB	3QB	3QB	3QB	3QB	3QB	3QB	DNP
MCCORMACK	4/13	RE	RE	RE	X	DAT	DAT	IN	X	X	X	X	X	RE	X	X	X
McCLUTCHEON	15/16	X	RCB	RCB	RCB	RCB	RCB	RCB	RCB	RCB	RCB	RCB	RCB	RCB	RCB	RCB	RCB
McKINNEY	0/0	-	-	-	-	-	-	-	-	-	-	-	-	-	-	-	-
McNEIL	14/16	X	X	LCB	LCB	LCB	LCB	LCB	LCB	LCB	LCB	LCB	LCB	LCB	LCB	LCB	LCB
McTYER	2/2	FS	FS	DAT	IR	IR	IR	IR	IR	IR	IR	IR	IR	IR	IR	IR	IR
MILLER, A	0/9	X	X	X	X	X	X	IN	X	X	DAT	DAT	DAT	IN	IN	IN	IN
MILLER, J	15/15	RLB	RLB	RLB	RLB	RLB	RLB	RLB	DAT	RLB	RLB	RLB	RLB	RLB	RLB	RLB	RLB
MUSTAFA	0/0	-	-	-	-	-	-	-	-	-	-	-	-	-	-	-	PS
OGLE	0/2	IN	DAT	IN	X	IN	IN	DAT	X	IN	IN	IN	IN	IN	IN	IN	IN
PALMER	0/3	DAT	IN	X	X	X	IN	IN	IN	IN	DAT	IR	IR	IR	IR	IR	IR
POPE	15/16	SS	SS	SS	SS	SS	SS	SS	SS	SS	SS	SS	SS	SS	SS	SS	SS
POWELL	0/14	X	X	X	X	X	X	X	X	X	X	X	X	X	X	DAT	DAT
PHYNE	16/16	LG	LG	LG	LG	LG	LG	LG	LG	LG	LG	LG	LG	LG	LG	LG	LG
RAINER	15/16	MLB	MLB	MLB	MLB	MLB	MLB	MLB	MLB	MLB	MLB	MLB	MLB	X	MLB	MLB	MLB
REHBERG	13/15	RG	X	RG	RG	RG	RG	RG	RG	RG	RG	RG	RG	IN	LT	X	RG
ROGERS	0/3	PS	PS	PS	PS	PS	PS	PS	PS	PS	PS	PS	PS	IN	IN	X	X
RUHMAN	2/5	-	-	IN	IN	IN	IN	IN	IN	IN	IN	DNP	LT	X	LT	X	X
SALAAM	0/2	-	-	IN	X	X	X	Waived	-	-	-	-	-	-	-	-	-
SALEH	0/16	X	X	X	X	X	X	X	X	X	X	X	X	X	X	X	X
SHAW	0/3	X	X	X	Waived	-	-	-	-	-	-	-	-	-	-	-	-
SHEPHERD	8/9	WR	WR	WR	X	WR	DAT	WR	WR	WR	WR	DAT	DAT	DAT	IR	IR	IR
SMITH, I	13/13	TE	TE	DAT	DAT	DAT	TE	TE	TE	TE	TE	TE	TE	TE	TE	TE	TE
SMITH, M	2/16	X	X	X	X	X	X	X	X	X	X	X	X	SS	X	X	SS
SPRIGGS	0/10	DAT	X	X	X	X	X	X	X	X	X	X	IR	IR	IR	IR	IR
STOUTMIRE	0/0	DAT	DAT	Waived	-	-	-	-	-	-	-	-	-	-	-	-	-
TAYLOR	0/0	PS	PS	PS	PS	PS	PS	PS	PS	PS	PS	PS	PS	PS	PS	PS	PS
THERRY	10/16	LLB	LLB	X	LB	X	X	X	X	LE	LE	LE	LE	LE	LE	LE	LE
THOMPSON	0/10	X	IN	X	X	X	DAT	DAT	DAT	DAT	X	IN	X	X	X	X	X
WASHINGTON	0/0	-	-	-	-	-	-	-	-	-	-	-	-	-	-	PS	PS
WILLIAMS	0/16	X	X	X	X	X	X	X	X	X	X	X	X	X	X	X	X
WOHLBAUGH	15/15	C	C	C	C	C	C	C	C	C	C	C	C	C	C	C	C
ZAHURSKY	7/9	DNP	RG	DAT	IN	DAT	DAT	DAT	X	X	DAT	RG	RG	RG	RG	LT	LT

Position abbreviation indicates start

X-Played; IR-Injured Reserve; IN-Inactive; 3QB-Third QB (\*-DNP); DAT-Friday De-Activation; PS-Practice Squad; S-Suspended



## GAME-BY-GAME STARTING LINEUPS & OFFENSE

### OFFENSE

Week	WR	LT	LG	C	RG	RT	TE	WR	QB	RB	FB
1	Johnson	L. Brown	Pyne	Wohlabaugh	Rehberg	O. Brown	I. Smith	Shepherd	Detmer	Kirby	Edwards
2	Jonhson	L. Brown	Pyne	Wohlabaugh	Zahursky	O. Brown	I. Smith	Shepherd	Couch	Kirby	Edwards
3	Johnson	L. Brown	Pyne	Wohlabaugh	Rehberg	O. Brown	Campbell	Shepherd	Couch	Kirby	Edwards
4	Johnson	L. Brown	Pyne	Wohlabaugh	Rehberg	O. Brown	Campbell	Chiaverini	Couch	Kirby	Edwards
5	Johnson	L. Brown	Pyne	Wohlabaugh	Rehberg	O. Brown	Campbell	Shepherd	Couch	Kirby	Edwards
6	Johnson	L. Brown	Pyne	Wohlabaugh	Rehberg	O. Brown	I. Smith	Chiaverini	Couch	Kirby	Edwards
7	Johnson	L. Brown	Pyne	Wohlabaugh	Rehberg	O. Brown	I. Smith	Shepherd	Couch	Kirby	Edwards
8	Johnson	L. Brown	Pyne	Wohlabaugh	Rehberg	O. Brown	I. Smith	Shepherd	Couch	Kirby	Edwards
9	Johnson	L. Brown	Pyne	Wohlabaugh	Rehberg	O. Brown	I. Smith	Shepherd	Couch	Kirby	Chiaverini (WR)
10	Johnson	L. Brown	Pyne	Wohlabaugh	Rehberg	O. Brown	I. Smith	Shepherd	Couch	Abdul-Jabbar	Edwards
11	Johnson	Rehberg	Pyne	Wohlabaugh	Zahursky	O. Brown	I. Smith	Chiaverini	Couch	Abdul-Jabbar	Edwards
12	Johnson	Ruhman	Pyne	Wohlabaugh	Zahursky	O. Brown	I. Smith	Campbell (TE)	Couch	Abdul-Jabbar	Edwards
13	Johnson	Rehberg	Pyne	Wohlabaugh	Zahursky	O. Brown	I. Smith	Chiaverini	Couch	Kirby	Davis (WR)
14	Johnson	Ruhman	Pyne	Wohlabaugh	Zahursky	O. Brown	I. Smith	Chiaverini	Couch	Abdul-Jabbar	Edwards
15	Johnson	Zahursky	Pyne	Wohlabaugh	Rehberg	O. Brown	I. Smith	Chiaverini	Couch	Abdul-Jabbar	Edwards
16	Johnson	Zahursky	Pyne	Bundren	Bobo	Rehberg	I. Smith	Chiaverini	Detmer	Abdul-Jabbar	Edwards

### DEFENSE

Week	LCB	RCB	SS	FS	LLB	MLB	RLB	LE	LT	RT	RE
1	Fuller	Langham	Pope	McTyer	Thierry	Rainer	J. Miller	Alexander	Jurkovic	Ball	McCormack
2	Fuller	McCutcheon	Pope	McTyer	Thierry	Rainer	J. Miller	Alexander	Jurkovic	Ball	McCormack
3	McNeil	McCutcheon	Pope	Fuller	Abdullah	Rainer	J. Miller	Alexander	Holland	Ball	McCormack
4	McNeil	McCutcheon	Pope	Fuller	Abdullah	Rainer	J. Miller	Barker	Holland	Thierry (LB)	Alexander
5	McNeil	McCutcheon	Pope	Fuller	Abdullah	Rainer	J. Miller	Barker	Holland	Jurkovic	Alexander
6	McNeil	McCutcheon	Pope	Fuller	Abdullah	Rainer	J. Miller	Barker	Holland	Jurkovic	Alexander
7	McNeil	McCutcheon	Pope	Fuller	Abdullah	Rainer	J. Miller	Colinet	Holland	Jurkovic	Alexander
8	McNeil	McCutcheon	Pope	Fuller	Abdullah	Rainer	L. Jones	Colinet	Holland	Jurkovic	Alexander
9	McNeil	McCutcheon	Pope	Fuller	Abdullah	Rainer	J. Miller	Colinet	Holland	Jurkovic	Alexander
10	McNeil	McCutcheon	Pope	Fuller	Abdullah	Rainer	J. Miller	Thierry	Colinet	Jurkovic	Alexander
11	McNeil	McCutcheon	Pope	Fuller	Abdullah	Rainer	J. Miller	Thierry	Colinet	Jurkovic	Alexander
12	McNeil	McCutcheon	Pope	Fuller	Abdullah	Rainer	J. Miller	Thierry	Holland	Colinet	Alexander
13	McNeil	McCutcheon	Pope	Fuller	M. Smith (SS)	Forbes (FS)	J. Miller	Thierry	Langham (CB)	Colinet	Alexander
14	McNeil	McCutcheon	Pope	Fuller	Abdullah	Rainer	J. Miller	Thierry	Holland	Alexander	McCormack
15	McNeil	McCutcheon	Pope	Fuller	Abdullah	Rainer	J. Miller	Thierry	Holland	Colinet	Alexander
16	McNeil	McCutcheon	M. Smith	Fuller	Abdullah	Rainer	J. Miller	Thierry	Holland	Colinet	Alexander

### 1999 CLEVELAND BROWNS GAME-BY-GAME OFFENSE

OPP	— 1st Downs —				Down Conv.		NET	OFF	— RUSHING —			— PASSING —			— TDS —		-FGS-	-FUM-	-PEN-	-PUNTS-	TOT										
	T	R	P	P	3rd	4th			Tot	PL	Tot	Att	Avg	Net	Sa	Yds						Gros	Att	Com	Td	In	R	P	Rt	M-	A
Pt.	2	0	2	0	0/7	0/0	40	28	9	9	1.0	31	3-	21	52	16-	6	0	2	0	0	0	0	0	2-	2	4-	23	6-	47.5	12:11
@Ten.	12	6	6	0	4/11	0/0	173	47	83	16	5.2	90	7-	44	134	24-	12	1	0	0	1	0	1	2-	1	2-	7	5-	47.8	18:40	
@Bal.	11	5	3	3	2/15	0/0	189	60	100	24	4.2	89	4-	34	123	32-	13	1	1	0	1	0	1-	2-	2-	20	10-	44.7	27:08		
N.E.	12	3	8	1	1/12	0/1	250	52	70	20	3.4	180	4-	21	201	28-	13	1	0	1	0	0	1-	2-	1	5-	45	9-	43.7	22:34	
Cin.	13	6	6	1	2/13	1/1	224	53	80	23	3.5	144	3-	20	164	27-	15	0	1	2	0	0	1-	1-	2-	0	8-	82	8-	42.6	23:11
@Jac.	16	4	10	2	7/14	0/0	243	55	113	28	4.0	130	4-	31	161	23-	18	1	0	1	0	0	0	2-	1	6-	55	7-	35.4	27:36	
@St.L.	13	3	10	0	4/14	3/3	272	56	94	15	6.3	178	1-	7	185	40-	22	0	2	0	0	0	1-	1-	1	6-	30	5-	48.8	23:14	
@N.O.	9	2	7	0	2/10	0/0	243	42	62	21	3.0	181	2-	12	193	19-	11	3	0	0	3	0	0	1-	1-	1	8-	64	7-	43.6	19:10
Balt.	10	3	5	2	3/16	1/3	170	59	56	20	2.8	114	3-	24	138	36-	16	1	2	0	1	0	1-	3-	0	4-	25	8-	45.8	26:08	
@Pit.	14	4	8	2	3/12	0/0	235	55	74	21	3.5	161	6-	38	199	28-	18	2	1	0	2	0	1-	1-	1	6-	64	8-	42.6	26:45	
Car.	22	4	15	3	6/13	1/1	306	66	49	19	3.3	257	1-	2	259	46-	29	2	2	1	1	0	1-	2-	1	0	4-	20	3-	51.0	27:07
Ten.	18	5	12	1	5/15	2/3	309	66	81	24	3.4	228	7-	34	262	35-	19	2	1	2	0	0	0	5-	2	5-	29	6-	38.7	27:24	
@S.D.	13	3	8	2	5/13	0/0	202	52	55	16	3.4	147	6-	37	184	30-	18	1	2	0	1	0	1-	2-	1	0	13-	94	5-	44.6	23:20
@Cin.	19	2	14	3	3/11	1/1	323	55	11	11	1.0	312	3-	16	328	41-	22	3	2	1	3	0	0	0	2-	2	7-	9	5-	44.6	22:41
Jac.	19	5	12	2	7/16	0/0	269	67	72	20	3.6	197	6-	44	241	41-	24	1	0	1	1	0	0	0	1-	1	5-	40	8-	42.5	28:16
Ind.	17	9	8	0	5/11	0/0	314	52	141	26	5.4	173	0-	0	173	26-	15	1	0	3	1	0	0	0	1-	1	7-	37	6-	43.2	22:40
<b>TOTAL</b>	<b>220</b>	<b>64</b>	<b>134</b>	<b>22</b>	<b>59/203</b>	<b>9/13</b>	<b>3,762</b>	<b>865</b>	<b>1,150</b>	<b>313</b>	<b>3.7</b>	<b>2,612</b>	<b>60-</b>	<b>385</b>	<b>2,997</b>	<b>492-</b>	<b>271</b>	<b>19</b>	<b>15</b>	<b>9</b>	<b>19</b>	<b>0</b>	<b>8-</b>	<b>12-</b>	<b>29-</b>	<b>16</b>	<b>92-</b>	<b>714</b>	<b>106-</b>	<b>43.8</b>	<b>23:38</b>

# 1999 REVIEW

## GAME-BY-GAME DEFENSE & SUPERLATIVES

### 1999 BROWNS GAME-BY-GAME DEFENSE

OPP	1st Downs			Open Con.		NET	OFF	RUSHING			PASSING					TDS		FGS		FUM		PEN		PUNTS							
	T	R	P	3rd	4th			Tot	PL	Tot	Att	Avg	Net	Sa	Yds	Gros	Att	Com	TD	In	R	P	Rt	M	A	No	Ls	No	Yds	No	Avg
Pit.	32	14	16	2	15/21	0/1	464	90	217	57	3.9	247	1	12	259	32	24	3	0	2	3	0	3	3	0	0	4	26	1	35	47:49
@Ten.	24	9	15	0	8/14	0/0	412	74	102	34	3.0	310	0	0	310	40	31	1	0	2	1	0	1	2	1	0	7	70	4	39.8	41:20
@Sal.	16	10	6	0	2/13	0/0	334	66	184	37	5.0	150	4	15	165	25	12	0	3	2	0	0	1	1	1	0	8	65	8	41.5	32:52
N.E.	23	5	17	1	9/19	1/1	451	82	90	35	2.6	361	4	32	393	43	29	1	0	1	1	0	2	3	4	2	7	59	6	41.3	37:26
Chi.	24	11	10	3	8/19	1/2	419	82	215	36	6.1	204	4	17	221	42	25	2	0	0	2	0	2	2	2	1	4	70	7	41.1	36:49
@Jac.	21	4	16	1	7/14	0/0	325	66	103	33	3.1	222	0	0	222	33	24	1	0	1	1	0	3	3	0	0	7	55	4	44	32:24
@St.L.	27	11	15	1	4/9	0/0	436	65	211	29	7.3	225	2	3	228	34	27	3	0	1	3	0	2	2	1	0	4	30	3	52.3	36:46
@N.O.	25	16	6	3	6/13	1/1	351	79	231	50	4.6	120	0	0	120	29	13	1	2	0	1	0	3	4	3	6	38	2	46	40:50	
Bal.	20	11	9	0	6/13	0/0	315	65	203	38	5.3	112	2	17	129	25	14	1	0	3	1	1	2	2	1	1	4	29	4	40.5	33:52
@Pit.	17	8	9	0	5/15	0/0	298	70	168	37	4.5	130	1	7	137	32	15	0	2	1	0	0	3	3	0	0	9	6	40	33:15	
Car.	22	8	12	2	6/12	1/1	330	63	129	31	4.2	201	2	9	210	30	23	2	0	2	0	0	1	1	1	1	4	24	3	30.3	32:53
Ten.	22	10	11	1	5/14	2/2	337	69	158	33	4.8	179	0	0	179	36	18	0	0	3	0	1	2	3	1	1	4	18	4	47.8	32:36
@S.D.	20	10	7	3	7/16	1/1	277	71	145	44	3.3	132	4	29	161	23	16	0	0	2	0	0	3	3	2	1	7	56	3	36.3	36:40
ESL.	25	15	9	1	11/17	0/2	459	76	279	53	5.3	180	0	0	180	23	12	1	0	4	1	1	1	5	1	9	84	3	35.7	37:19	
Jac.	20	7	13	0	6/14	0/1	442	67	181	33	5.5	261	1	6	267	33	21	1	1	2	1	0	1	3	1	1	4	57	3	43	31:44
Ind.	28	10	16	2	5/12	1/1	396	73	120	30	4.0	276	0	0	276	43	27	0	0	3	0	0	3	3	2	0	0	0	5	37.2	37:20
<b>TOTAL</b>	<b>368</b>	<b>161</b>	<b>187</b>	<b>20</b>	<b>110/235</b>	<b>8/13</b>	<b>6,046</b>	<b>1,158</b>	<b>2,736</b>	<b>610</b>	<b>4.5</b>	<b>3,310</b>	<b>25</b>	<b>147</b>	<b>3,457</b>	<b>523</b>	<b>331</b>	<b>17</b>	<b>8</b>	<b>29</b>	<b>17</b>	<b>3</b>	<b>33</b>	<b>39</b>	<b>25</b>	<b>12</b>	<b>88</b>	<b>776</b>	<b>66</b>	<b>40.9</b>	<b>36:22</b>

### 1999 TEAM SUPERLATIVES

#### MOST POINTS

Browns: 28, at Cincinnati 12/12  
28, vs. Indianapolis 12/26  
Opponents: 44, at Cincinnati 12/12

#### MOST POINTS IN A QUARTER

Browns: 14, vs. Cincinnati 10/10  
14, vs. Carolina 11/21  
14, vs. Tennessee 11/28  
@Cin. 20, at Indianapolis 12/26  
Opponents: 20, at Cincinnati 12/12

#### MOST POINTS IN A HALF

Browns: 15, 1st half at Cincinnati 12/12  
Opponents: 30, 1st half at Cincinnati 12/12

#### MOST FIRST DOWNS

Browns: 22, vs. Carolina 11/21  
Opponents: 32, vs. Pittsburgh 9/12

#### MOST YARDS RUSHING

Browns: 141, vs. Indianapolis 12/26  
Opponents: 279, at Cincinnati 12/12

#### MOST RUSHING ATTEMPTS

Browns: 28, at Jacksonville 10/17  
Opponents: 55, vs. Pittsburgh 9/12

#### MOST NET YARDS PASSING

Browns: 312, at Cincinnati 12/12  
Opponents: 361, vs. New England 10/3

#### MOST COMPLETIONS

Browns: 29, vs. Carolina 11/21  
Opponents: 31, at Tennessee 9/19

#### MOST SACKS BY DEFENSE

Browns: 4, at Baltimore 9/26  
4, vs. New England 10/3  
Opponents: 7, at Tennessee 9/19  
7, vs. Tennessee 11/28

#### MOST TOTAL NET YARDS

Browns: 323, at Cincinnati 12/12  
Opponents: 460, vs. Pittsburgh 9/12

#### FEWEST POINTS

Browns: 0, vs. Pittsburgh 9/12  
Opponents: 15, at Pittsburgh 11/14

#### FEWEST POINTS IN A HALF

Browns: 0, 1st and 2nd half vs. Pittsburgh 9/12  
0, 2nd half at St. Louis 10/24  
0, 2nd half at San Diego 10/25  
Opponents: 6, 1st half vs. New England 10/3  
6, 1st half at Jacksonville 10/17  
6, 2nd half at New Orleans 10/31

#### FEWEST FIRST DOWNS IN A HALF

Browns: 0, 2nd half vs. Pittsburgh 9/12  
Opponents: 6, 1st half at Baltimore 9/26

#### FEWEST FIRST DOWNS

Browns: 2, vs. Pittsburgh 9/12  
Opponents: 16, at Baltimore 9/26

#### FEWEST YARDS RUSHING

Browns: 9, vs. Pittsburgh 9/12  
Opponents: 90, vs. New England 10/3

#### FEWEST RUSHING ATTEMPTS

Browns: 9, vs. Pittsburgh 9/12  
Opponents: 29, at St. Louis 10/24

#### FEWEST NET YARDS PASSING

Browns: 31, vs. Pittsburgh 9/12  
Opponents: 112, vs. Baltimore 11/7

#### FEWEST COMPLETIONS

Browns: 6, vs. Pittsburgh 9/12  
Opponents: 12, at Baltimore 9/26  
12, at Cincinnati 12/12

#### FEWEST SACKS BY DEFENSE

Browns: 0, at Tennessee 9/19  
0, at Jacksonville 10/17  
0, at New Orleans 10/21  
0, vs. Tennessee 11/28  
0, at Cincinnati 12/12  
0, vs. Indianapolis 12/26  
Opponents: 0, vs. Indianapolis 12/26

#### FEWEST TOTAL NET YARDS

Browns: 40, vs. Pittsburgh 9/12  
Opponents: 277, at San Diego 10/5



## SUPERLATIVES &amp; LONGEST PLAYS

**MOST PENALTIES-YARDS**

Browns: 13-94, at San Diego 12/5  
 Opponents: 9-95, at Pittsburgh 11/14  
 9-84, at Cincinnati 12/12

**MOST TIME POSSESSION**

Browns: 28:16, vs. Jacksonville 12/19  
 Opponents: 47:49, vs. Pittsburgh 9/12

**FEWEST PENALTIES-YARDS**

Browns: 2-7, at Tennessee 9/19  
 2-20, at Baltimore 9/26  
 Opponents: 0-0, vs. Indianapolis 12/26

**FEWEST TIME POSSESSION**

Browns: 12:11, vs. Pittsburgh 9/12  
 Opponents: 31:44, vs. Jacksonville 12/19

## 1999 INDIVIDUAL GAME SUPERLATIVES

**MOST YARDS RUSHING**

Browns: 84, Karim Abdul-Jabbar vs. Indianapolis 12/26  
 Opponents: 192, Corey Dillon at Cincinnati 12/12

**MOST RUSHING ATTEMPTS**

Browns: 22, Terry Kirby at Jacksonville 10/17  
 Opponents: 40, Ricky Williams at New Orleans 10/31

**MOST RUSHING TOUCHDOWNS**

Browns: 2, Terry Kirby vs. Indianapolis 12/26  
 Opponents: 3, Corey Dillon at Cincinnati 12/12  
 3, Edgerrin James vs. Indianapolis 12/26

**MOST YARDS PASSING**

Browns: 262, Tim Couch vs. Tennessee 11/28  
 Opponents: 393, Drew Bledsoe vs. New England 10/3

**MOST PASSING ATTEMPTS**

Browns: 46, Tim Couch vs. Carolina 11/21  
 Opponents: 43, Drew Bledsoe vs. New England 10/3  
 43, Peyton Manning vs. Indianapolis 12/26

**MOST COMPLETIONS**

Browns: 29, Tim Couch vs. Carolina 11/21  
 Opponents: 31, Neil O'Donnell at Tennessee 9/19

**HIGHEST COMPLETION PERCENTAGE** (Minimum 15 att.)

Browns: 78.3, Tim Couch at Jacksonville 10/17  
 Opponents: 79.3, Kurt Warner at St. Louis 10/24

**MOST RECEPTIONS**

Browns: 10, Darrin Chiaverini vs. Jacksonville 12/19  
 Opponents: 14, Marvin Harrison vs. Indianapolis 12/26

**MOST RECEPTIONS YARDS**

Browns: 135, Kevin Johnson at Cincinnati 12/12  
 Opponents: 214, Terry Glenn vs. New England 10/3

**MOST TOUCHDOWN RECEPTIONS**

Browns: 2, Kevin Johnson at New Orleans 10/31  
 Opponents: 2, Richard Huntley vs. Pittsburgh 9/12  
 2, Carl Pickens vs. Cincinnati 10/10  
 2, Roland Williams at St. Louis 10/24

**MOST POINTS**

Browns: 12, Kevin Johnson at New Orleans 10/31  
 12, Terry Kirby vs. Indianapolis 12/26  
 Opponents: 18, Richard Huntley vs. Pittsburgh 9/12  
 18, Corey Dillon at Cincinnati 12/12  
 18, Edgerrin James vs. Indianapolis 12/26

## 1999 LONGEST PLAYS

**LONGEST SCORING RUN FROM SCRIMMAGE**

Browns: 8, Ty Detmer vs. Indianapolis 12/26  
 Opponents: 52, Errict Rhett vs. Baltimore 11/7

**LONGEST SCORING PASS COMPLETION**

Browns: 78, Terry Kirby vs. Tennessee 11/28  
 Opponents: 54, Terry Glenn vs. New England 10/3

**LONGEST INTERCEPTION RETURN**

Browns: 14, Roy Barker at New Orleans 10/31  
 Opponents: 66t, Rod Woodson vs. Baltimore 11/7

**LONGEST KICKOFF RETURN**

Browns: 43, Ronnie Powell at St. Louis 10/24  
 Opponents: 55, Tremain Mack at Cincinnati 12/12

**LONGEST PUNT**

Browns: 61, Chris Gardocki at Pittsburgh 11/14  
 Opponents: 59, Craig Henrich vs. Tennessee 11/28

**LONGEST SCORING DRIVE (YARDS)**

Browns: 93, at Cincinnati 12/12  
 Opponents: 90, vs. Cincinnati 10/10

**LONGEST NON-SCORING RUN FROM SCRIMMAGE**

Browns: 40, Tim Couch at St. Louis 10/24  
 Opponents: 50, Corey Dillon at Cincinnati 12/12

**LONGEST NON-SCORING PASS COMPLETION**

Browns: 61, Terry Kirby at Baltimore 9/26  
 Opponents: 45, Qadry Ismail at Baltimore 9/26

**LONGEST PUNT RETURN**

Browns: 15, Kevin Johnson vs. Cincinnati 10/10  
 Opponents: 81t, Craig Yeast at Cincinnati 12/12

**LONGEST FIELD GOAL**

Browns: 49, Phil Dawson at Baltimore 9/26  
 Opponents: 49, Doug Brien at New Orleans 10/31

**LONGEST SCORING DRIVE (TIME)**

Browns: 8:47, Tim Couch-TD run vs. Tennessee 11/28  
 Opponents: 8:14, Mike Hollis-FG at Jacksonville 10/17

**LARGEST ATTENDANCE**

Home: 73,138  
 Away: 68,803

# 1999 REVIEW

## 1999 GAME SUMMARIES - WEEK-BY-WEEK

### 1 PITTSBURGH STEELERS 43, CLEVELAND BROWNS 0 SEPT. 12, 1999 • CLEVELAND BROWNS STADIUM • ATTENDANCE: 73,138

#### STARTING LINEUPS

PITTSBURGH STEELERS				CLEVELAND BROWNS			
OFFENSE		DEFENSE		OFFENSE		DEFENSE	
WR 88 C. Hawkins	NT 93 J. Steed	WR 85 K. Johnson	LE 94 D. Alexander				
OT 72 W. Gandy	DE 74 N. Harrison	LT 75 L. Brown	LT 67 J. Jurkovic				
G 65 A. Faneca	CB 20 D. Washington	LG 71 J. Pyne	RT 93 J. Ball				
C 63 D. Dawson	DE 71 O. Roye	C 64 D. Wohlabaugh	RE 99 H. McCormack				
G 68 B. Stai	OLB 92 J. Gildon	RG 79 S. Rehberg	LLB 53 J. Thierry				
T 78 C. Conrad	ILB 99 L. Kirkland	RT 77 O. Brown	LB 58 W. Rainer				
TE 87 M. Bruener	ILB 50 E. Holmes	TE 82 I. Smith	RLB 95 J. Miller				
QB 10 K. Stewart	OLB 51 C. Emmons	WR 86 L. Shepherd	LCB 24 C. Fuller				
FB 38 J. Witman	CB 30 C. Scott	WR 11 T. Detmer	RCB 38 A. Langham				
RB 36 J. Bettis	S 27 T. Davis	QB 42 T. Kirby	SS 23 M. Pope				
WR 86 H. Ward	S 41 L. Flowers	FB 44 M. Edwards	FS 22 T. McTyer				

	1	2	3	4	TOTAL
Pittsburgh Steelers	7	13	6	17	43
Cleveland Browns	0	0	0	0	0

Team	Qtr	Clock Time	----- SCORING PLAY -----		-- SCORE --	
			Visitor	Home	Visitor	Home
STEELERS	1	5:16	K. Stewart 1 yd. run (K. Brown, kick) (5-39, 2:30)	7	0	0
STEELERS	2	9:56	K. Brown 19 yd. Field Goal (18-79, 7:37)	10	0	0
STEELERS	2	4:49	R. Huntley 5 yd. pass from K. Stewart (K. Brown, kick) (6-56, 3:06)	17	0	0
STEELERS	2	0:06	K. Brown 28 yd. Field Goal (7-42, 3:31)	20	0	0
STEELERS	3	5:28	R. Huntley 3 yd. run (No good, blocked) (14-76, 7:55)	26	0	0
STEELERS	4	11:10	K. Brown 19 yd. Field Goal (14-64, 8:00)	29	0	0
STEELERS	4	10:48	R. Huntley 21 yd. pass from M. Tomczak (K. Brown, kick) (1-21, 0:09)	36	0	0
STEELERS	4	6:08	H. Ward 1 yd. pass from M. Tomczak (K. Brown, kick) (7-29, 4:19)	43	0	0

#### FINAL INDIVIDUAL STATISTICS

PITTSBURGH STEELERS						
RUSHING	ATT	YDS	AVG	LG	TD	
J. Bettis	18	89	4.9	14	0	
A. Zereoue	16	42	2.6	8	0	
R. Huntley	10	41	4.1	13	1	
K. Stewart	6	33	5.5	10	1	
J. Witman	3	11	3.7	7	0	
P. Gonzalez	2	-3	-1.5	-1	0	
<b>Total</b>	<b>55</b>	<b>213</b>	<b>3.9</b>	<b>14</b>	<b>2</b>	

PITTSBURGH STEELERS							
PASSING	ATT	CMP	YDS	TKD/YD	TD	LG	IN
K. Stewart	23	15	173	1/12	1	42	0
M. Tomczak	8	8	78	0/0	2	21	0
P. Gonzalez	1	1	8	0/0	0	8	0
<b>Total</b>	<b>32</b>	<b>24</b>	<b>259</b>	<b>1/12</b>	<b>3</b>	<b>42</b>	<b>0</b>

PITTSBURGH STEELERS						
PASS RECEIVING	NO	YRDS	AVG	LONGEST	TD	
R. Huntley	5	67	13.4	24	2	
T. Edwards	4	45	11.3	19	0	
H. Ward	3	51	17.0	42	1	
C. Hawkins	3	27	9.0	3	0	
B. Shaw	3	26	8.7	12	0	
W. Blackwell	2	18	9.0	3	0	
J. Witman	2	9	4.5	6	0	
A. Zereoue	1	14	14.0	14	0	
J. Bettis	1	2	2.0	2	0	
<b>Total</b>	<b>24</b>	<b>259</b>	<b>10.8</b>	<b>42</b>	<b>3</b>	

PITTSBURGH STEELERS						
INTERCEPTIONS	NO	YARDS	LONGEST	TD		
S. Shields	1	12	12	0	0	
C. Oldham	1	9	9	0	0	
<b>Total</b>	<b>2</b>	<b>21</b>	<b>12</b>	<b>0</b>	<b>0</b>	

PITTSBURGH STEELERS						
PUNTING	NO	YDS	AVG	TB	IN20	LG
J. Miller	1	35	35.0	0	0	35
<b>Total</b>	<b>1</b>	<b>35</b>	<b>35.0</b>	<b>0</b>	<b>0</b>	<b>35</b>

PITTSBURGH STEELERS						
PUNT RETURNS	NO	FC	YARDS	LG	TD	
T. Edwards	3	1	17	11	0	
[TOUCHBACK]	2	0	0	0	0	
<b>Returns</b>	<b>3</b>	<b>1</b>	<b>17</b>	<b>11</b>	<b>0</b>	

PITTSBURGH STEELERS						
KICKOFF RETURNS	NO	FC	YARDS	LG	TD	
[TOUCHBACK]	1	0	0	0	0	

Returns	0	0	0	0
---------	---	---	---	---

CLEVELAND BROWNS						
RUSHING	ATT	YDS	AVG	LG	TD	
T. Kirby	5	10	2.0	4	0	
M. Edwards	1	1	1.0	1	0	
S. Shaw	2	-1	-0.5	3	0	
T. Detmer	1	-1	-1.0	-1	0	
<b>Total</b>	<b>9</b>	<b>9</b>	<b>1.0</b>	<b>4</b>	<b>0</b>	

CLEVELAND BROWNS							
PASSING	ATT	CMP	YDS	TKD/YD	TD	LG	IN
T. Detmer	13	6	52	2/14	0	19	1
T. Couch	3	0	0	1/7	0	0	1
<b>Total</b>	<b>16</b>	<b>6</b>	<b>52</b>	<b>3/21</b>	<b>0</b>	<b>19</b>	<b>2</b>

CLEVELAND BROWNS						
PASS RECEIVING	NO	YRDS	AVG	LONGEST	TD	
L. Shepherd	2	32	16.0	19	0	
K. Johnson	2	13	6.5	7	0	
M. Edwards	1	5	5.0	5	0	
T. Kirby	1	2	2.0	2	0	

CLEVELAND BROWNS						
Total	NO	YARDS	AVG	LONGEST	TD	
<b>Total</b>	<b>6</b>	<b>52</b>	<b>8.7</b>	<b>19</b>	<b>0</b>	

CLEVELAND BROWNS						
INTERCEPTIONS	NO	YARDS	LONGEST	TD		
<b>Total</b>	<b>0</b>	<b>0</b>	<b>0</b>	<b>0</b>	<b>0</b>	

CLEVELAND BROWNS						
PUNTING	NO	YDS	AVG	TB	IN20	LG
C. Gardocki	6	285	47.5	2	0	60
<b>Total</b>	<b>6</b>	<b>285</b>	<b>47.5</b>	<b>2</b>	<b>0</b>	<b>60</b>

CLEVELAND BROWNS						
PUNT RETURNS	NO	FC	YARDS	LG	TD	
K. Johnson	0	1	0	0	0	
<b>Returns</b>	<b>0</b>	<b>1</b>	<b>0</b>	<b>0</b>	<b>0</b>	

CLEVELAND BROWNS						
KICKOFF RETURNS	NO	FC	YARDS	LG	TD	
R. Powell	4	0	71	22	0	
D. Chiaverini	2	0	35	22	0	
T. Saleh	1	0	14	14	0	
I. Smith	1	0	-1	-1	0	
[TOUCHBACK]	1	0	0	0	0	
<b>Returns</b>	<b>8</b>	<b>0</b>	<b>22</b>	<b>22</b>	<b>0</b>	



## 1999 GAME SUMMARIES - WEEK-BY-WEEK

FUMBLES	PITTSBURGH STEELERS									FUMBLES	CLEVELAND BROWNS								
	FUM	REC	YDS	TD	FF	REC	YDS	TD	BDS		OWN	YDS	TD	FF	OPP	REC	YDS	TD	BDS
T.Edwards	0	0	0	0	0	1	0	0	0	R.Powell	1	0	0	0	0	0	0	0	0
N.Harrison	0	0	0	0	0	1	0	0	0	T.Couch	1	0	0	0	0	0	0	0	0
<b>Total</b>	<b>0</b>	<b>0</b>	<b>0</b>	<b>0</b>	<b>0</b>	<b>2</b>	<b>0</b>	<b>0</b>	<b>0</b>	<b>Total</b>	<b>2</b>	<b>0</b>	<b>0</b>	<b>0</b>	<b>0</b>	<b>0</b>	<b>0</b>	<b>0</b>	<b>0</b>

### CLEVELAND BROWNS DEFENSIVE STATISTICS

Name	Total	Solo	Assist	FF	FR	Sacks	Yards	Int.	Yards	Hits	PBU
Wali Rainer	17	13	4	0	0	0.0	0.0	0	0	0	0
Tim McTyer	10	10	0	0	0	0.0	0.0	0	0	0	0
Jamir Miller	9	7	2	0	0	0.0	0.0	0	0	1	0
Derrick Alexander	6	4	2	0	0	1.0	12.0	0	0	1	1
Corey Fuller	8	6	2	0	0	0.0	0.0	0	0	0	0
Antonio Langham	7	7	0	0	0	0.0	0.0	0	0	0	0
Marquez Pope	5	5	0	0	0	0.0	0.0	0	0	0	0
Darius Holland	4	4	0	0	0	0.0	0.0	0	0	1	0
Mike Thompson	4	2	2	0	0	0.0	0.0	0	0	2	0
Ryan McNeil	3	2	1	0	0	0.0	0.0	0	0	0	0
John Thierry	3	3	0	0	0	0.0	0.0	0	0	0	0
Rahim Abdullah	2	2	0	0	0	0.0	0.0	0	0	0	0
Jerry Ball	2	1	1	0	0	0.0	0.0	0	0	0	0
Lenoy Jones	2	2	0	0	0	0.0	0.0	0	0	0	0
John Jurkovic	2	1	1	0	0	0.0	0.0	0	0	1	0
Arnold Miller	2	2	0	0	0	0.0	0.0	0	0	0	0
Roy Barker	1	0	1	0	0	0.0	0.0	0	0	0	0
Hurvin McCormack	1	1	0	0	0	0.0	0.0	0	0	0	0
Dayton McCutcheon	1	1	0	0	0	0.0	0.0	0	0	0	0
Marquis Smith	1	1	0	0	0	0.0	0.0	0	0	0	0
James Williams	1	0	1	0	0	0.0	0.0	0	0	0	0
Marlon Forbes	0	0	0	0	0	0.0	0.0	0	0	0	0

### CLEVELAND BROWNS SPECIAL TEAMS TACKLES

Name	Total	Solo	Assist	FF	FR
Rahim Abdullah	1	1	0	0	0
Marc Edwards	1	1	0	0	0
Ronnie Powell	1	0	1	0	0
Marquis Smith	1	1	0	0	0

### FINAL TEAM STATISTICS

	VISITOR STEELERS	HOME BROWNS
TOTAL FIRST DOWNS	32	2
By Rushing	14	0
By Passing	16	2
By Penalty	2	0
THIRD DOWN EFFICIENCY	14-20-70%	0-7-0%
FOURTH DOWN EFFICIENCY	0-1-0%	0-0-0%
TOTAL NET YARDS	460	40
Total Offensive Plays (inc. times thrown passing)	88	28
Average gain per offensive play	5.2	1.4
NET YARDS RUSHING	213	9
Total Rushing Plays	55	9
Average gain per rushing play	3.9	1.0
Tackles for a loss - number and yards	1-1	3-8
NET YARDS PASSING	247	31
Times thrown - yards lost attempting to pass	1-12	3-21
Gross yards passing	259	52
PASS ATTEMPTS-COMPLETIONS-HAD INTERCEPTED	32-24-0	16-6-2
Average gain per pass play (inc. # thrown passing)	7.5	1.6
KICKOFFS Number-In End Zone-Touchbacks	9-2-1	1-1-1
PUNTS Number and Average	1-35	6-47.5
Had Blocked	0	0
FGs - PATs Had Blocked	0-1	0-0
Net punting average	35.0	38.0
TOTAL RETURN YARDAGE (Not Including Kickoffs)	38	0
No. and Yards Punt Returns	3-17	0-0
No. and Yards Kickoff Returns	0-0	8-119
No. and Yards Interception Returns	2-21	0-0
PENALTIES Number and Yards	4-26	4-23
FUMBLES Number and Lost	0-0	2-2
TOUCHDOWNS	5	0
Rushing	2	0
Passing	3	0
EXTRA POINTS Made-Attempts	4-5	0-0
Kicking Made-Attempts	4-5	0-0
FIELD GOALS Made-Attempts	3-3	0-0
SAFETIES	0	0
FINAL SCORE	43	0
TIME OF POSSESSION	47:49	12:11

# 1999 REVIEW

## 1999 GAME SUMMARIES - WEEK-BY-WEEK

# 2

### TENNESSEE TITANS 26, CLEVELAND BROWNS 9

SEPT. 19, 1999 • ADELPHIA COLISEUM • ATTENDANCE: 65,904

#### STARTING LINEUPS

CLEVELAND BROWNS				TENNESSEE TITANS			
OFFENSE		DEFENSE		OFFENSE		DEFENSE	
WR 85	K. Johnson	LE 94	D. Alexander	WR 87	K. Dyson	LE 90	J. Kearse
LT 75	L. Brown	LT 67	J. Jurkovic	LT 72	B. Hopkins	LT 96	M. Jones
LG 71	J. Pyne	RT 93	J. Ball	LG 73	S. Sanderson	RT 97	J. Fisk
C 64	D. Wohlabaugh	RE 99	H. McCormack	C 74	B. Matthews	RE 92	H. Ford
RG 72	S. Zahursky	LLB 53	J. Thierry	RG 75	B. Olson	LLB 55	E. Robinson
RT 77	O. Brown	MLB 58	W. Rainer	RT 69	J. Runyan	MLB 52	B. Wortham
TE 82	I. Smith	RLB 95	J. Miller	TE 89	F. Wycheck	RLB 58	J. Bowden
WR 86	L. Shepherd	LCB 24	C. Fuller	WR 82	Y. Thigpen	LCB 37	D. Sidney
QB 2	T. Couch	RCB 33	D. McCutcheon	QB 14	N. O'Donnell	RCB 21	S. Rolfe
FB 44	M. Edwards	SS 23	M. Pope	RB 41	L. Neal	SS 23	B. Bishop
RB 42	T. Kirby	FS 22	T. McIyer	FB 27	E. George	FS 31	M. Robertson

	1	2	3	4	TOTAL
Cleveland Browns	0	3	6	0	9
Tennessee Titans	2	14	3	7	26

Team	Qtr	Clock Time	----- SCORING PLAY -----		-- SCORE --	
			Visitor	Home	Visitor	Home
TITANS	1	4:46	T. Couch sacked by E. Robinson for a SAFETY		0	2
TITANS	2	12:59	E. George 1 yd. run (A. DelGreco, kick)(12-59, 6:47)		0	9
BROWNS	2	6:50	P. Dawson 41 yd. Field Goal (5-10, 1:59)		3	9
TITANS	2	2:21	E. George 1 yd. run (A. DelGreco, kick)(9-66, 4:29)		3	16
TITANS	3	6:39	A. DelGreco 35 yd. Field Goal (12-64, 6:19)		3	19
BROWNS	3	2:51	K. Johnson 39 yd. pass from T. Couch (Two-Pt Attempt Failed) (7-78, 3:48)		3	19
TITANS	4	9:52	Y. Thigpen 14 yd. pass from N. O'Donnell (A. DelGreco, kick) (14-60, 7:59)		9	26

#### FINAL INDIVIDUAL STATISTICS

CLEVELAND BROWNS									
RUSHING	ATT	YDS	AVG	LG	TD				
T. Kirby	10	40	4.0	15	0				
T. Couch	5	40	8.0	15	0				
S. Shaw	1	3	3.0	3	0				
<b>Total</b>	<b>16</b>	<b>83</b>	<b>5.2</b>	<b>15</b>	<b>0</b>				
PASSING	ATT	CMP	YDS	TKD/YD	TD	LG	IN		
T. Couch	24	12	134	7/44	1	39	0		
<b>Total</b>	<b>24</b>	<b>12</b>	<b>134</b>	<b>7/44</b>	<b>1</b>	<b>39</b>	<b>0</b>		
PASS RECEIVING	NO	YRDS	AVG	LONGEST	TD				
K. Johnson	4	62	15.5	39	1				
M. Campbell	2	28	14.0	17	0				
T. Kirby	2	27	13.5	15	0				
S. Shaw	2	8	4.0	7	0				
L. Shepherd	1	7	7.0	7	0				
I. Smith	1	2	2.0	2	0				
<b>Total</b>	<b>12</b>	<b>134</b>	<b>11.2</b>	<b>39</b>	<b>1</b>				
INTERCEPTIONS	NO	YARDS	LONGEST	TD					
<b>Total</b>	<b>0</b>	<b>0</b>	<b>0</b>	<b>0</b>					
PUNTING	NO	YDS	AVG	TB	IN20	LG			
C. Gardocki	5	239	47.8	0	2	55			
<b>Total</b>	<b>5</b>	<b>239</b>	<b>47.8</b>	<b>0</b>	<b>2</b>	<b>55</b>			
PUNT RETURNS	NO	FC	YARDS	LG	TD				
K. Johnson	1	0	3	3	0				
[DOWNED]	3	0	0	0	0				
<b>Returns</b>	<b>1</b>	<b>0</b>	<b>3</b>	<b>3</b>	<b>0</b>				
KICKOFF RETURNS	NO	FC	YARDS	LG	TD				
R. Powell	5	0	122	34	0				
<b>Returns</b>	<b>5</b>	<b>0</b>	<b>122</b>	<b>34</b>	<b>0</b>				
FUMBLES	FUM	OWN REC	YDS	TD	FF	OPP REC	YDS	TD	OUT BDS
S. Shaw	1	0	0	0	0	0	0	0	0
M. Campbell	0	1	0	0	0	0	0	0	0
T. Couch	1	0	0	0	0	0	0	0	0
<b>Total</b>	<b>2</b>	<b>1</b>	<b>0</b>	<b>0</b>	<b>0</b>	<b>0</b>	<b>0</b>	<b>0</b>	<b>0</b>

TENNESSEE TITANS									
RUSHING	ATT	YDS	AVG	LG	TD				
E. George	31	97	3.1	13	2				
R. Thomas	1	6	6.0	6	0				
N. O'Donnell	2	-1	-.5	0	0				
<b>Total</b>	<b>34</b>	<b>102</b>	<b>3.0</b>	<b>13</b>	<b>2</b>				
PASSING	ATT	CMP	YDS	TKD/YD	TD	LG	IN		
N. O'Donnell	40	31	310	0/0	1	21	0		
<b>Total</b>	<b>40</b>	<b>31</b>	<b>310</b>	<b>0/0</b>	<b>1</b>	<b>21</b>	<b>0</b>		
PASS RECEIVING	NO	YRDS	AVG	LONGEST	TD				
F. Wycheck	9	80	8.9	20	0				
Y. Thigpen	6	84	14.0	21	1				
K. Dyson	5	52	10.4	15	0				
E. George	4	27	6.8	9	0				
C. Sanders	2	27	13.5	16	0				
J. Harris	2	16	8.0	9	0				
R. Thomas	2	15	7.5	9	0				
M. Roan	1	9	9.0	9	0				
<b>Total</b>	<b>31</b>	<b>310</b>	<b>10.0</b>	<b>21</b>	<b>1</b>				
INTERCEPTIONS	NO	YARDS	LONGEST	TD					
<b>Total</b>	<b>0</b>	<b>0</b>	<b>0</b>	<b>0</b>					
PUNTING	NO	YDS	AVG	TB	IN20	LG			
C. Henrich	4	159	39.8	0	3	52			
<b>Total</b>	<b>4</b>	<b>159</b>	<b>39.8</b>	<b>0</b>	<b>3</b>	<b>52</b>			
PUNT RETURNS	NO	FC	YARDS	LG	TD				
R. Preston	4	1	29	12	0				
<b>Returns</b>	<b>4</b>	<b>1</b>	<b>29</b>	<b>12</b>	<b>0</b>				
KICKOFF RETURNS	NO	FC	YARDS	LG	TD				
R. Preston	3	0	76	29	0				
[OUT OF BOUNDS]	1	0	0	0	0				
<b>Returns</b>	<b>3</b>	<b>0</b>	<b>76</b>	<b>29</b>	<b>0</b>				
FUMBLES	FUM	OWN REC	YDS	TD	FF	OPP REC	YDS	TD	OUT BDS
N. O'Donnell	1	1	-4	0	0	0	0	0	0
M. Jones	0	0	0	0	1	-8	0	0	0
M. Fredenck	0	0	0	0	1	0	0	0	0
<b>Total</b>	<b>1</b>	<b>1</b>	<b>-4</b>	<b>0</b>	<b>1</b>	<b>-8</b>	<b>0</b>	<b>0</b>	<b>0</b>



## 1999 GAME SUMMARIES - WEEK-BY-WEEK

### CLEVELAND BROWNS DEFENSIVE STATISTICS

Name	Total	Solo	Assist	FF	FR	Sacks	Yards	Int.	Yards	Hits	PBU
Jamir Miller	12	11	1	0	0	0.0	0.0	0	0	1	0
Daylon McCutcheon	11	8	3	0	0	0.0	0.0	0	0	0	0
Wali Rainer	11	10	1	0	0	0.0	0.0	0	0	1	1
Marquez Pope	10	6	4	0	0	0.0	0.0	0	0	0	0
Corey Fuller	7	4	3	0	0	0.0	0.0	0	0	0	3
Tim McJyer	6	4	2	0	0	0.0	0.0	0	0	0	0
Rahim Abdullah	4	4	0	0	0	0.0	0.0	0	0	0	0
Antonio Langham	3	3	0	0	0	0.0	0.0	0	0	0	0
Derrick Alexander	2	1	1	0	0	0.0	0.0	0	0	2	0
Darius Holland	2	1	1	0	0	0.0	0.0	0	0	0	0
Hurvin McCormack	2	2	0	0	0	0.0	0.0	0	0	0	0
Marcus Spriggs	2	1	1	0	0	0.0	0.0	0	0	0	0
John Thierry	2	2	0	0	0	0.0	0.0	0	0	0	0
Jerry Ball	1	1	0	0	0	0.0	0.0	0	0	0	0
Roy Barker	1	1	0	0	0	0.0	0.0	0	0	2	0
Marlon Forbes	1	0	1	0	0	0.0	0.0	0	0	0	0
John Jurkovic	1	0	1	0	0	0.0	0.0	0	0	1	0
Marquis Smith	1	0	1	0	0	0.0	0.0	0	0	0	0
Arnold Miller	0	0	0	0	0	0.0	0.0	0	0	1	0

### CLEVELAND BROWNS SPECIAL TEAMS TACKLES

Name	Total	Solo	Assist	FF	FR
Lenoy Jones	2	0	2	0	0
Ronnie Powell	2	2	0	0	0
Tarek Saleh	2	1	1	0	0
Ryan McNeil	1	1	0	0	0

### FINAL TEAM STATISTICS

	VISITOR BROWNS	HOME TITANS
TOTAL FIRST DOWNS	12	24
By Rushing	6	9
By Passing	6	15
By Penalty	0	0
THIRD DOWN EFFICIENCY	4-11-36%	8-14-57%
FOURTH DOWN EFFICIENCY	0-0-0%	0-0-0%
TOTAL NET YARDS	173	412
Total Offensive Plays (inc. times thrown passing)	47	74
Average gain per offensive play	3.7	5.6
NET YARDS RUSHING	83	102
Total Rushing Plays	16	34
Average gain per rushing play	5.2	3.0
Tackles for a loss - number and yards	3-5	4-9
NET YARDS PASSING	90	310
Times thrown - yards lost attempting to pass	7-44	0-0
Gross yards passing	134	310
PASS ATTEMPTS-COMPLETIONS-HAD INTERCEPTED	24-12-0	40-31-0
Average gain per pass play (inc. # thrown passing)	2.9	7.8
KICKOFFS Number-In End Zone-Touchbacks	4-0-0	5-1-0
PUNTS Number and Average	5-47.8	4-39.8
Had Blocked	0	0
FGs - PATs Had Blocked	0-0	0-0
Net punting average	42.0	39.0
TOTAL RETURN YARDAGE (Not Including Kickoffs)	3	29
No. and Yards Punt Returns	1-3	4-29
No. and Yards Kickoff Returns	5-122	3-76
No. and Yards Interception Returns	0-0	0-0
PENALTIES Number and Yards	2-7	7-70
FUMBLES Number and Lost	2-1	1-0
TOUCHDOWNS	1	3
Rushing	0	2
Passing	1	1
EXTRA POINTS Made-Attempts	0-1	3-3
Kicking Made-Attempts	0-0	3-3
Passing Made-Attempts	0-1	0-0
FIELD GOALS Made-Attempts	1-1	1-2
SAFETIES	0	1
FINAL SCORE	9	26
TIME OF POSSESSION	18:40	41:20

# 1999 REVIEW

## 1999 GAME SUMMARIES - WEEK-BY-WEEK

### 3 BALTIMORE RAVENS 17, CLEVELAND BROWNS 10

SEPT. 26, 1999 • PSINET STADIUM • ATTENDANCE: 68,803

#### STARTING LINEUPS

CLEVELAND BROWNS				BALTIMORE RAVENS			
OFFENSE		DEFENSE		OFFENSE		DEFENSE	
WR 85	K. Johnson	LE 94	D. Alexander	WR 84	J. Lewis	LDE 90	R. Burnett
LT 75	L. Brown	LT 73	D. Holland	LT 75	J. Ogden	LDT 79	L. Webster
LG 71	J. Pyne	RT 93	J. Ball	LG 61	E. Lindsay	RDT 91	L. Dalton
C 64	D. Wohlabaugh	RE 99	H. McCormack	C 60	J. Mitchell	RDE 99	M. McCrary
RG 79	S. Rehberg	LLB 55	R. Abdullah	RG 69	J. Blackshear	LLB 58	P. Boulware
RT 77	O. Brown	MLB 58	W. Rainer	RT 70	H. Swayne	MLB 52	R. Lewis
TE 83	M. Campbell	RLB 95	J. Miller	TE 81	A. Pierce	LCB 55	J. Sharper
WR 86	L. Shepherd	LCB 47	R. McNeil	WR 87	Q. Ismail	LCB 25	D. Jenkins
QB 2	T. Couch	RCB 33	D. McCutcheon	QB 10	S. Case	RCB 22	D. Starks
RB 42	T. Kirby	SS 23	M. Pope	RB 32	E. Rhett	SS 20	K. Herring
FB 44	M. Edwards	FS 24	C. Fuller	FB 29	C. Evans	FS 26	R. Woodson

	1	2	3	4	OT TOTAL
Cleveland Browns	0	0	3	7	10
Baltimore Ravens	3	7	7	0	17

Team	Qtr	Clock Time	SCORING PLAY	SCORE	
				Visitor	Home
RAVENS	1	2:14	M. Stover 44 yd. Field Goal (8-54, 4:31)	0	3
RAVENS	2	10:31	S. Case 1 yd. run (M. Stover, kick) (2-1, 0:40)	0	10
BROWNS	3	13:19	P. Dawson 49 yd. Field Goal (4-3, 1:24)	3	10
RAVENS	3	5:30	S. Case 1 yd. run (M. Stover, kick) (7-69, 3:59)	3	17
BROWNS	4	14:03	K. Johnson 11 yd. pass from T. Couch (P. Dawson, kick) (4-83, 2:25)	10	17

#### FINAL INDIVIDUAL STATISTICS

CLEVELAND BROWNS					
RUSHING	ATT	YDS	AVG	LG	TD
T. Kirby	18	51	2.8	10	0
T. Couch	6	49	8.2	18	0
<b>Total</b>	<b>24</b>	<b>100</b>	<b>4.2</b>	<b>18</b>	<b>0</b>

CLEVELAND BROWNS							
PASSING	ATT	CMP	YDS	TKD/YD	TD	LG	IN
T. Couch	32	13	123	4/34	1	61	1
<b>Total</b>	<b>32</b>	<b>13</b>	<b>123</b>	<b>4/34</b>	<b>1</b>	<b>61</b>	<b>1</b>

PASS RECEIVING					
	NO	YRDS	AVG	LONGEST	TD
T. Kirby	7	75	10.7	61	0
M. Edwards	3	16	5.3	7	0
K. Johnson	2	18	9.0	11	1
L. Shepherd	1	14	14.0	14	0
<b>Total</b>	<b>13</b>	<b>123</b>	<b>9.5</b>	<b>61</b>	<b>1</b>

INTERCEPTIONS					
	NO	YARDS	LONGEST	TD	
D. McCutcheon	1	12	12	0	
L. Jones	1	3	3	0	
R. Abdullah	1	0	0	0	
<b>Total</b>	<b>3</b>	<b>15</b>	<b>12</b>	<b>0</b>	

PUNTING						
	NO	YDS	AVG	TB	IN20	LG
C. Gardocki	10	447	44.7	2	1	58
<b>Total</b>	<b>10</b>	<b>447</b>	<b>44.7</b>	<b>2</b>	<b>1</b>	<b>58</b>

PUNT RETURNS					
	NO	FC	YARDS	LG	TD
K. Johnson	2	1	21	13	0
D. Gibson	2	2	9	8	0
[DOWNED]	1	0	0	0	0
<b>Returns</b>	<b>4</b>		<b>30</b>	<b>13</b>	<b>0</b>

KICKOFF RETURNS					
	NO	FC	YARDS	LG	TD
R. Powell	2	0	44	24	0
G. Jones	1	0	12	12	0
[TOUCHBACK]	1	0	0	0	0
<b>Returns</b>	<b>3</b>		<b>56</b>	<b>24</b>	<b>0</b>

BALTIMORE RAVENS					
RUSHING	ATT	YDS	AVG	LG	TD
E. Rhett	22	113	5.1	18	0
S. Case	11	57	5.2	28	2
C. Evans	3	13	4.3	9	0
J. Lewis	1	1	1.0	1	0
<b>Total</b>	<b>37</b>	<b>184</b>	<b>5.0</b>	<b>28</b>	<b>2</b>

BALTIMORE RAVENS							
PASSING	ATT	CMP	YDS	TKD/YD	TD	LG	IN
S. Case	25	12	165	4/15	0	45	3
<b>Total</b>	<b>25</b>	<b>12</b>	<b>165</b>	<b>4/15</b>	<b>0</b>	<b>45</b>	<b>3</b>

PASS RECEIVING					
	NO	YRDS	AVG	LONGEST	TD
E. Rhett	3	27	9.0	16	0
J. Lewis	3	23	7.7	10	0
Q. Ismail	2	49	24.5	45	0
C. Evans	2	37	18.5	27	0
J. Armour	1	16	16.0	16	0
A. Pierce	1	13	13.0	13	0
<b>Total</b>	<b>12</b>	<b>165</b>	<b>13.8</b>	<b>45</b>	<b>0</b>

INTERCEPTIONS					
	NO	YARDS	LONGEST	TD	
C. McAlister	1	0	0	0	
<b>Total</b>	<b>1</b>	<b>0</b>	<b>0</b>	<b>0</b>	

PUNTING						
	NO	YDS	AVG	TB	IN20	LG
K. Richardson	8	332	41.5	0	4	51
<b>Total</b>	<b>8</b>	<b>332</b>	<b>41.5</b>	<b>0</b>	<b>4</b>	<b>51</b>

PUNT RETURNS					
	NO	FC	YARDS	LG	TD
J. Lewis	6	0	63	17	0
[DOWNED]	1	0	0	0	0
[OUT OF BOUNDS]	1	0	0	0	0
[TOUCHBACK]	2	0	0	0	0
<b>Returns</b>	<b>6</b>		<b>63</b>	<b>17</b>	<b>0</b>

KICKOFF RETURNS					
	NO	FC	YARDS	LG	TD
C. Harris	2	0	64	36	0
Q. Ismail	1	0	13	13	0
<b>Returns</b>	<b>3</b>		<b>77</b>	<b>36</b>	<b>0</b>



## 1999 GAME SUMMARIES - WEEK-BY-WEEK

FUMBLES	CLEVELAND BROWNS									FUMBLES	BALTIMORE RAVENS								
	FUM	OWN REC	YDS	TD	FF	OPP REC	YDS	TD	OUT BDS		FUM	OWN REC	YDS	TD	FF	OPP REC	YDS	TD	OUT BDS
T. Couch	1	0	0	0	0	0	0	0	0	P. Boulware	0	0	0	0	1	0	0	0	0
L. Jones	1	0	0	0	0	0	0	0	0	M. McCrary	0	0	0	0	0	1	0	0	0
										Q. Ismail	0	0	0	0	1	0	0	0	0
										J. Lewis	0	0	0	0	0	1	0	0	0
										J. Mitchell	1	0-22	0	0	0	0	0	0	0
										S. Case	0	1	0	0	0	0	0	0	0
<b>Total</b>	<b>2</b>	<b>0</b>	<b>0</b>	<b>0</b>	<b>0</b>	<b>0</b>	<b>0</b>	<b>0</b>	<b>0</b>	<b>Total</b>	<b>1</b>	<b>1-22</b>	<b>0</b>	<b>2</b>	<b>2</b>	<b>0</b>	<b>0</b>	<b>0</b>	<b>0</b>

### CLEVELAND BROWNS DEFENSIVE STATISTICS

Name	Total	Solo	Assist	FF	FR	Sacks	Yards	Int.	Yards	Hits	PBU
Jamir Miller	14	11	3	0	0	0.0	0.0	0	0	2	0
Wali Rainer	9	9	0	0	0	0.0	0.0	0	0	0	0
Ryan McNeil	6	4	2	0	0	0.0	0.0	0	0	0	0
Marquez Pope	6	4	2	0	0	0.0	0.0	0	0	0	0
Rahim Abdullhah	5	5	0	0	0	0.0	0.0	1	0	0	0
Corey Fuller	4	2	2	0	0	0.0	0.0	0	0	0	0
Darius Holland	4	3	1	0	0	1.0	2.0	0	0	1	1
Roy Barker	3	1	2	0	0	0.0	0.0	0	0	0	0
Marlon Forbes	3	2	1	0	0	0.0	0.0	0	0	0	0
Derrick Alexander	2	2	0	0	0	1.0	8.0	0	0	2	0
Jerry Ball	2	1	1	0	0	1.0	5.0	0	0	0	0
Hurvin McCormack	2	1	1	0	0	1.0	0.0	0	0	0	0
Daylon McCutcheon	2	2	0	0	0	0.0	0.0	1	12	0	1
John Thierry	2	0	2	0	0	0.0	0.0	0	0	2	0
Arnold Miller	1	1	0	0	0	0.0	0.0	0	0	0	0
Mike Thompson	1	1	0	0	0	0.0	0.0	0	0	0	0
Lenoy Jones	0	0	0	0	0	0.0	0.0	1	3	0	0
Marquis Smith	0	0	0	0	0	0.0	0.0	0	0	0	0
Marcus Spriggs	0	0	0	0	0	0.0	0.0	0	0	0	0

### CLEVELAND BROWNS SPECIAL TEAMS TACKLES

Name	Total	Solo	Assist	FF	FR
Marquis Smith	4	4	0	0	0
Marc Edwards	2	1	1	0	0
Marlon Forbes	1	1	0	0	0
Raymond Jackson	1	0	1	0	0
Lenoy Jones	1	0	1	0	0
Arnold Miller	1	1	0	0	0
Tarek Saleh	1	1	0	0	0
James Williams	1	1	0	0	0

### FINAL TEAM STATISTICS

	VISITOR BROWNS	HOME RAVENS
TOTAL FIRST DOWNS	11	16
By Rushing	5	10
By Passing	3	6
By Penalty	3	0
THIRD DOWN EFFICIENCY	2-15-13%	2-13-15%
FOURTH DOWN EFFICIENCY	0-0-0%	0-0-0%
TOTAL NET YARDS	189	334
Total Offensive Plays (inc. times thrown passing)	60	66
Average gain per offensive play	3.2	5.1
NET YARDS RUSHING	100	184
Total Rushing Plays	24	37
Average gain per rushing play	4.2	5.0
Tackles for a loss - number and yards	1-1	3-7
NET YARDS PASSING	89	150
Times thrown - yards lost attempting to pass	4-34	4-15
Gross yards passing	123	165
PASS ATTEMPTS-COMPLETIONS-HAD INTERCEPTED	32-13-1	25-12-3
Average gain per pass play (inc. # thrown passing)	2.5	5.2
KICKOFFS Number-In End Zone-Touchbacks	3-0-0	4-1-1
PUNTS Number and Average	10-44.7	8-41.5
Had Blocked	0	0
FGs - PATs Had Blocked	0-0	0-0
Net punting average	34.4	37.8
TOTAL RETURN YARDAGE (Not Including Kickoffs)	45	63
No. and Yards Punt Returns	4-30	6-63
No. and Yards Kickoff Returns	3-56	3-77
No. and Yards Interception Returns	3-15	1-0
PENALTIES Number and Yards	2-20	8-65
FUMBLES Number and Lost	2-2	1-0
TOUCHDOWNS	1	2
Rushing	0	2
Passing	1	0
EXTRA POINTS Made-Attempts	1-1	2-2
Kicking Made-Attempts	1-1	2-2
FIELD GOALS Made-Attempts	1-1	1-1
SAFETIES	0	0
FINAL SCORE	10	17
TIME OF POSSESSION	27:08	32:52

# 1999 REVIEW

## 1999 GAME SUMMARIES - WEEK-BY-WEEK

### 4 NEW ENGLAND PATRIOTS 20, CLEVELAND BROWNS 7

OCT. 3, 1999 • CLEVELAND BROWNS STADIUM • ATTENDANCE: 72,368

#### STARTING LINEUPS

NEW ENGLAND PATRIOTS				CLEVELAND BROWNS			
OFFENSE		DEFENSE		OFFENSE		DEFENSE	
WR 84	S. Jefferson	LDE 98	B. Mitchell	WR 85	K. Johnson	LE 92	R. Barker
LT 78	B. Armstrong	LDT 90	C. Eaton	LT 75	L. Brown	LT 73	D. Holland
LG 63	H. Erwin	RDT 95	H. Thomas	LG 71	J. Pyne	RT 67	J. Jurkovic
C 65	D. Woodie	RDE 55	W. McGinest	C 64	D. Wohlabaugh	RE 94	D. Alexander
RG 71	T. Rucci	SLB 53	C. Slade	RG 79	S. Rehberg	LLB 55	R. Abdullah
RT 68	M. Lane	MLB 59	A. Katzenmoyer	RT 77	O. Brown	MLB 58	W. Rainer
TE 87	B. Coates	WLB 54	T. Bruschi	TE 83	M. Campbell	RLB 53	J. Thierry
WR 88	T. Glenn	LCB 24	T. Law	WR 86	L. Shepherd	LCB 47	R. McNeil
QB 11	D. Bledsoe	RCB 21	S. Israel	WR 2	T. Couch	RCB 33	D. McCutcheon
RB 22	T. Allen	SS 36	L. Milloy	QB 42	T. Kirby	SS 23	M. Pope
FB 30	T. Carter	FS 42	C. Carter	FB 44	M. Edwards	FS 24	C. Fuller

	1	2	3	4	TOTAL
New England Patriots	0	6	7	7	20
Cleveland Browns	7	0	0	0	7

Team	Qtr	Clock Time	SCORING PLAY	- SCORE -	
				Visitor	Home
BROWNS	1	4:31	K. Johnson 64 yd. pass from T. Couch (P. Dawson, kick) (2-64, 0:47)	0	7
PATRIOTS	2	10:21	A. Vinatieri 22 yd. Field Goal (11-67, 5:02)	3	7
PATRIOTS	2	0:26	A. Vinatieri 21 yd. Field Goal (11-45, 3:49)	6	7
PATRIOTS	3	9:23	T. Allen 3 yd. run (A. Vinatieri, kick) (12-80, 5:37)	13	7
PATRIOTS	4	14:51	T. Glenn 54 yd. pass from D. Bledsoe (A. Vinatieri, kick) (4-80, 1:21)	20	7

#### FINAL INDIVIDUAL STATISTICS

NEW ENGLAND PATRIOTS						
RUSHING	ATT	YDS	AVG	LG	TD	
T. Allen	21	68	3.2	12	1	
L. Warren	7	12	1.7	7	0	
C. Floyd	2	7	3.5	6	0	
C. Carter	1	4	4.0	4	0	
D. Bledsoe	3	-1	-3	1	0	
<b>Total</b>	<b>34</b>	<b>90</b>	<b>2.6</b>	<b>12</b>	<b>1</b>	

NEW ENGLAND PATRIOTS							
PASSING	ATT	CMP	YDS	TKD/YD	TD	LG	IN
D. Bledsoe	42	28	389	5/45	1	54	0
<b>Total</b>	<b>42</b>	<b>28</b>	<b>389</b>	<b>5/45</b>	<b>1</b>	<b>54</b>	<b>0</b>

NEW ENGLAND PATRIOTS						
PASS RECEIVING	NO	YRDS	AVG	LONGEST	TD	
T. Glenn	13	214	16.5	54	1	
T. Brown	4	59	14.8	30	0	
T. Simmons	4	29	7.3	13	0	
V. Brisby	2	27	13.5	16	0	
S. Jefferson	1	32	32.0	32	0	
C. Floyd	1	11	11.0	11	0	
L. Warren	1	8	8.0	8	0	
T. Allen	1	5	5.0	5	0	
T. Carter	1	4	4.0	4	0	
<b>Total</b>	<b>28</b>	<b>389</b>	<b>13.9</b>	<b>54</b>	<b>1</b>	

NEW ENGLAND PATRIOTS					
INTERCEPTIONS	NO	YARDS	LONGEST	TD	
<b>Total</b>	<b>0</b>	<b>0</b>	<b>0</b>	<b>0</b>	<b>0</b>

NEW ENGLAND PATRIOTS						
PUNTING	NO	YDS	AVG	TB	IN20	LG
L. Johnson	6	263	43.8	0	1	56
<b>Total</b>	<b>6</b>	<b>263</b>	<b>43.8</b>	<b>0</b>	<b>1</b>	<b>56</b>

NEW ENGLAND PATRIOTS						
PUNT RETURNS	NO	FC	YARDS	LG	TD	
T. Brown	6	1	33	12	0	
[TOUCHBACK]	2	0	0	0	0	
<b>Returns</b>	<b>6</b>	<b>1</b>	<b>33</b>	<b>12</b>	<b>0</b>	

NEW ENGLAND PATRIOTS						
KICKOFF RETURNS	NO	FC	YARDS	LG	TD	
T. Brown	1	0	16	16	0	
[TOUCHBACK]	1	0	0	0	0	
<b>Returns</b>	<b>1</b>	<b>0</b>	<b>16</b>	<b>16</b>	<b>0</b>	

NEW ENGLAND PATRIOTS											
FUMBLES	FUM	REC	OWN	YDS	TD	FF	REC	YDS	TD	OPP	OUT
T. Glenn	2	0	0	0	0	0	0	0	0	0	0
K. Serwanga	0	0	0	0	0	1	0	0	0	0	0
<b>Total</b>	<b>2</b>	<b>0</b>	<b>0</b>	<b>0</b>	<b>0</b>	<b>1</b>	<b>0</b>	<b>0</b>	<b>0</b>	<b>0</b>	<b>0</b>

CLEVELAND BROWNS						
RUSHING	ATT	YDS	AVG	LG	TD	
T. Kirby	17	65	3.8	27	0	
T. Couch	2	8	4.0	7	0	
G. Jones	1	2	2.0	2	0	
R. Powell	0	-14	0.0	-14	0	
<b>Total</b>	<b>20</b>	<b>61</b>	<b>3.1</b>	<b>27</b>	<b>0</b>	

CLEVELAND BROWNS							
PASSING	ATT	CMP	YDS	TKD/YD	TD	LG	IN
T. Couch	27	12	195	4/21	1	64	0
<b>Total</b>	<b>27</b>	<b>12</b>	<b>195</b>	<b>4/21</b>	<b>1</b>	<b>64</b>	<b>0</b>

CLEVELAND BROWNS						
PASS RECEIVING	NO	YRDS	AVG	LONGEST	TD	
K. Johnson	6	131	21.8	64	1	
T. Kirby	3	33	11.0	17	0	
D. Chiaverini	2	23	11.5	18	0	
L. Shepherd	1	8	8.0	8	0	
<b>Total</b>	<b>12</b>	<b>195</b>	<b>16.3</b>	<b>64</b>	<b>1</b>	

CLEVELAND BROWNS					
INTERCEPTIONS	NO	YARDS	LONGEST	TD	
<b>Total</b>	<b>0</b>	<b>0</b>	<b>0</b>	<b>0</b>	<b>0</b>

CLEVELAND BROWNS						
PUNTING	NO	YDS	AVG	TB	IN20	LG
C. Gardocki	9	391	43.4	2	1	53
<b>Total</b>	<b>9</b>	<b>391</b>	<b>43.4</b>	<b>2</b>	<b>1</b>	<b>53</b>

CLEVELAND BROWNS						
PUNT RETURNS	NO	FC	YARDS	LG	TD	
K. Johnson	4	1	12	11	0	
[DOWNED]	1	0	0	0	0	
<b>Returns</b>	<b>4</b>	<b>1</b>	<b>12</b>	<b>11</b>	<b>0</b>	

CLEVELAND BROWNS						
KICKOFF RETURNS	NO	FC	YARDS	LG	TD	
D. Dunn	3	0	64	23	0	
R. Powell	2	0	37	19	0	
<b>Returns</b>	<b>5</b>	<b>0</b>	<b>101</b>	<b>23</b>	<b>0</b>	

CLEVELAND BROWNS											
FUMBLES	FUM	REC	OWN	YDS	TD	FF	REC	YDS	TD	OPP	OUT
C. Fuller	0	0	0	0	0	2	0	0	0	0	0
R. McNeil	0	0	0	0	0	2	0	0	0	0	0
D. Dunn	1	0	0	0	0	0	0	0	0	0	0
<b>Total</b>	<b>1</b>	<b>0</b>	<b>0</b>	<b>0</b>	<b>0</b>	<b>2</b>	<b>2</b>	<b>0</b>	<b>0</b>	<b>0</b>	<b>0</b>



## 1999 GAME SUMMARIES - WEEK-BY-WEEK

### CLEVELAND BROWNS DEFENSIVE STATISTICS

Name	Total	Solo	Assist	FF	FR	Sacks	Yards	Int.	Yards	Hits	PBU
Wali Rainer	13	10	3	0	0	0.0	0.0	0	0	1	0
Jamir Miller	12	9	3	0	0	1.5	12.0	0	0	1	0
Rahim Abdullah	10	6	4	0	0	0.0	0.0	0	0	0	0
Daylon McCutcheon	9	7	2	0	0	0.0	0.0	0	0	0	1
Marquez Pope	8	7	1	0	0	0.0	0.0	0	0	0	0
Ryan McNeil	6	4	2	1	2	0.0	0.0	0	0	0	0
Derrick Alexander	4	2	2	0	0	0.5	5.0	0	0	1	0
Corey Fuller	4	3	1	1	0	0.0	0.0	0	0	0	1
Danus Holland	3	2	1	0	0	0.0	0.0	0	0	2	0
Marcus Spriggs	3	2	1	0	0	0.0	0.0	0	0	1	0
Roy Barker	2	2	0	0	0	0.0	0.0	0	0	2	0
John Jurkovic	2	1	1	0	0	0.0	0.0	0	0	0	0
Marquis Smith	2	0	2	0	0	0.0	0.0	0	0	0	1
John Thierry	2	1	1	0	0	1.0	8.0	0	0	0	0
Marlon Forbes	1	0	1	0	0	0.0	0.0	0	0	0	0
Lenoy Jones	1	1	0	0	0	0.0	0.0	0	0	0	1
Hurvin McCormack	1	1	0	0	0	1.0	7.0	0	0	1	0
Arnold Miller	0	0	0	0	0	0.0	0.0	0	0	0	0
Mike Thompson	0	0	0	0	0	0.0	0.0	0	0	0	0

### CLEVELAND BROWNS SPECIAL TEAMS TACKLES

Name	Total	Solo	Assist	FF	FR
Raymond Jackson	2	1	1	0	0
Lenoy Jones	2	2	0	0	0
Marc Edwards	1	0	1	0	0
George Jones	1	1	0	0	0
Kendall Ogle	1	1	0	0	0
Tarek Saleh	1	0	1	0	0
Marquis Smith	1	1	0	0	0

### FINAL TEAM STATISTICS

	VISITOR PATRIOTS	HOME BROWNS
TOTAL FIRST DOWNS	23	12
By Rushing	5	3
By Passing	17	8
By Penalty	1	1
THIRD DOWN EFFICIENCY	9-19-47%	1-11-9%
FOURTH DOWN EFFICIENCY	1-1-100%	0-1-0%
TOTAL NET YARDS	434	235
Total Offensive Plays (inc. times thrown passing)	81	51
Average gain per offensive play	5.4	4.6
NET YARDS RUSHING	90	61
Total Rushing Plays	34	20
Average gain per rushing play	2.6	3.1
Tackles for a loss - number and yards	3-17	4-7
NET YARDS PASSING	344	174
Times thrown - yards lost attempting to pass	5-45	4-21
Gross yards passing	389	195
PASS ATTEMPTS-COMPLETIONS-HAD INTERCEPTED	42-28-0	27-12-0
Average gain per pass play (inc. # thrown passing)	7.3	5.6
KICKOFFS Number-In End Zone-Touchbacks	5-1-0	2-1-1
PUNTS Number and Average	6-43.8	9-43.4
Had Blocked	0	0
FGs - PATs Had Blocked	0-0	0-0
Net punting average	41.8	35.3
TOTAL RETURN YARDAGE (Not Including Kickoffs)	33	12
No. and Yards Punt Returns	6-33	4-12
No. and Yards Kickoff Returns	1-16	5-101
No. and Yards Interception Returns	0-0	0-0
PENALTIES Number and Yards	7-55	4-30
FUMBLES Number and Lost	2-2	1-1
TOUCHDOWNS	2	1
Rushing	1	0
Passing	1	1
EXTRA POINTS Made-Attempts	2-2	1-1
Kicking Made-Attempts	2-2	1-1
FIELD GOALS Made-Attempts	2-3	0-1
SAFETIES	0	0
FINAL SCORE	20	7
TIME OF POSSESSION	36:51	23:09

# 1999 REVIEW

## 1999 GAME SUMMARIES - WEEK-BY-WEEK

### 5 CINCINNATI BENGALS 18, CLEVELAND BROWNS 17 OCT. 10, 1999 • CLEVELAND BROWNS STADIUM • ATTENDANCE: 73,048

#### STARTING LINEUPS

CINCINNATI BENGALS				CLEVELAND BROWNS			
OFFENSE		DEFENSE		OFFENSE		DEFENSE	
WR 81 C. Pickens	DE 92 J. Copeland	WR 85 K. Johnson	LE 92 R. Barker				
LT 60 R. Jones	NT 99 O. Gibson	LT 75 L. Brown	LT 73 D. Holland				
LG 72 M. O'Dwyer	DE 94 J. Langford	LG 71 J. Pyne	RT 67 J. Jurkovic				
C 74 R. Braham	LB 95 S. Foley	C 64 D. Wohlabaugh	RE 94 D. Alexander				
RG 73 B. DeMarco	LB 56 B. Simmons	RG 79 S. Rehberg	LLB 55 R. Abdullah				
RT 71 W. Anderson	LB 51 T. Spikes	RT 77 O. Brown	MLB 58 W. Rainer				
TE 82 T. McGee	LB 57 A. Ross	TE 83 M. Campbell	RLB 95 J. Miller				
WR 86 D. Scott	CB 22 R. Heath	WR 86 L. Shepherd	LCB 47 R. McNeil				
QB 11 A. Smith	CB 27 A. Hawkins	QB 2 T. Couch	RCB 33 D. McCutcheon				
HB 28 C. Dillon	SS 40 M. Bell	RB 42 T. Kirby	SS 23 M. Pope				
FB 46 C. Groce	FS 26 C. Hall	FB 44 M. Edwards	FS 24 C. Fuller				

	1	2	3	4	OT TOTAL
Cincinnati Bengals	6	6	0	6	18
Cleveland Browns	0	14	0	3	17

Team	Qtr	Clock Time	----- SCORING PLAY -----		-- SCORE --	
			Visitor	Home		
BENGALS	1	10:57	D. Pelfrey 27 yd. Field Goal (8-66, 4:03)	3	0	
BENGALS	1	1:51	D. Pelfrey 26 yd. Field Goal (15-90, 6:31)	6	0	
BROWNS	2	13:46	P. Dawson 4 yd. run (P. Dawson, kick) (9-63, 3:05)	6	7	
BROWNS	2	12:04	T. Kirby 1 yd. run (P. Dawson, kick) (3-52, 1:27)	6	14	
BENGALS	2	1:08	C. Pickens 5 yd. pass from A. Smith (Two-Pt Attempt Failed) (11-85, 5:07)	12	14	
BROWNS	4	14:09	P. Dawson 33 yd. Field Goal (4-3, 1:39)	12	17	
BENGALS	4	0:05	C. Pickens 2 yd. pass from A. Smith (Two-Pt Attempt Failed) (10-80, 1:59)	18	17	

#### FINAL INDIVIDUAL STATISTICS

CINCINNATI BENGALS						
RUSHING	ATT	YDS	AVG	LG	TD	
C. Dillon	28	168	6.0	38	0	
M. Basnight	4	35	8.8	23	0	
A. Smith	3	9	3.0	8	0	
<b>Total</b>	<b>35</b>	<b>212</b>	<b>6.1</b>	<b>38</b>	<b>0</b>	

PASSING	ATT	CMP	YDS	TKD/YD	TD	LG	IN
A. Smith	41	25	221	5/33	2	19	0
<b>Total</b>	<b>41</b>	<b>25</b>	<b>221</b>	<b>5/33</b>	<b>2</b>	<b>19</b>	<b>0</b>

PASS RECEIVING	NO	YRDS	AVG	LONGEST	TD
D. Scott	8	110	13.8	19	0
C. Pickens	7	38	5.4	11	2
T. McGee	3	33	11.0	18	0
C. Groce	3	25	8.3	14	0
D. Griffin	2	10	5.0	5	0
S. Bush	1	4	4.0	4	0
C. Dillon	1	1	1.0	1	0
<b>Total</b>	<b>25</b>	<b>221</b>	<b>8.8</b>	<b>19</b>	<b>2</b>

INTERCEPTIONS	NO	YARDS	LONGEST	TD
R. Blackmon	1	0	0	0
<b>Total</b>	<b>1</b>	<b>0</b>	<b>0</b>	<b>0</b>

PUNTING	NO	YDS	AVG	TB	IN20	LG
W. Brice	6	288	48.0	2	1	54
[BLOCKED]	1	0	0.0	0	0	0
<b>Total</b>	<b>7</b>	<b>288</b>	<b>41.1</b>	<b>2</b>	<b>1</b>	<b>54</b>

PUNT RETURNS	NO	FC	YARDS	LG	TD
D. Griffin	4	2	32	15	0
[DOWNED]	1	0	0	0	0
[TOUCHBACK]	1	0	0	0	0
<b>Returns</b>	<b>4</b>	<b>2</b>	<b>32</b>	<b>15</b>	<b>0</b>

KICKOFF RETURNS	NO	FC	YARDS	LG	TD
T. Mack	4	0	88	36	0
<b>Returns</b>	<b>4</b>	<b>0</b>	<b>88</b>	<b>36</b>	<b>0</b>

FUMBLES	FUM	OWN			OPP			OUT	BDS
		REC	YDS	TD	REC	YDS	TD		
T. Mack	1	0	0	0	0	0	0	0	0
J. Copeland	0	0	0	0	1	0	0	0	0
<b>Total</b>	<b>1</b>	<b>0</b>	<b>0</b>	<b>0</b>	<b>1</b>	<b>0</b>	<b>0</b>	<b>0</b>	<b>0</b>

CLEVELAND BROWNS						
RUSHING	ATT	YDS	AVG	LG	TD	
T. Kirby	15	57	3.8	28	1	
G. Jones	6	14	2.3	9	0	
T. Couch	1	5	5.0	5	0	
P. Dawson	1	4	4.0	4	1	
<b>Total</b>	<b>23</b>	<b>80</b>	<b>3.5</b>	<b>28</b>	<b>2</b>	

PASSING	ATT	CMP	YDS	TKD/YD	TD	LG	IN
T. Couch	27	15	164	3/20	0	24	1
<b>Total</b>	<b>27</b>	<b>15</b>	<b>164</b>	<b>3/20</b>	<b>0</b>	<b>24</b>	<b>1</b>

PASS RECEIVING	NO	YRDS	AVG	LONGEST	TD
K. Johnson	5	73	14.6	24	0
T. Kirby	4	30	7.5	16	0
L. Shepherd	3	22	7.3	13	0
M. Edwards	2	29	14.5	21	0
D. Chiaverini	1	10	10.0	10	0
<b>Total</b>	<b>15</b>	<b>164</b>	<b>10.9</b>	<b>24</b>	<b>0</b>

INTERCEPTIONS	NO	YARDS	LONGEST	TD
<b>Total</b>	<b>0</b>	<b>0</b>	<b>0</b>	<b>0</b>

PUNTING	NO	YDS	AVG	TB	IN20	LG
C. Gardocki	8	342	42.8	1	4	60
<b>Total</b>	<b>8</b>	<b>342</b>	<b>42.8</b>	<b>1</b>	<b>4</b>	<b>60</b>

PUNT RETURNS	NO	FC	YARDS	LG	TD
K. Johnson	4	0	43	15	0
[TOUCHBACK]	2	0	0	0	0
<b>Returns</b>	<b>4</b>	<b>0</b>	<b>43</b>	<b>15</b>	<b>0</b>

KICKOFF RETURNS	NO	FC	YARDS	LG	TD
R. Powell	4	0	104	38	0
D. Dunn	1	0	0	0	0
<b>Returns</b>	<b>5</b>	<b>0</b>	<b>104</b>	<b>38</b>	<b>0</b>

FUMBLES	FUM	OWN			OPP			OUT	BDS
		REC	YDS	TD	REC	YDS	TD		
T. Kirby	1	0	0	0	0	0	0	0	0
K. Johnson	0	1	0	0	0	0	0	0	0
T. Saleh	0	0	0	0	0	1	0	0	0
T. Couch	1	0	0	0	0	0	0	0	0
M. Campbell	0	1	0	0	0	0	0	0	0
<b>Total</b>	<b>2</b>	<b>2</b>	<b>0</b>	<b>0</b>	<b>0</b>	<b>1</b>	<b>0</b>	<b>0</b>	<b>0</b>



## 1999 GAME SUMMARIES - WEEK-BY-WEEK

### CLEVELAND BROWNS DEFENSIVE STATISTICS

Name	Total	Solo	Assist	FF	FR	Sacks	Yards	Int.	Yards	Hits	PBU
Jamir Miller	13	11	2	0	0	2.0	5.0	0	0	1	0
Wali Rainer	11	6	5	0	0	0.0	0.0	0	0	0	1
Marquez Pope	10	8	2	0	0	0.0	0.0	0	0	0	0
Ryan McNeil	9	6	3	0	0	1.0	3.0	0	0	0	3
Rahim Abdullah	7	7	0	0	0	0.0	0.0	0	0	0	0
Corey Fuller	7	7	0	0	0	0.0	0.0	0	0	0	0
Daylon McCutcheon	6	6	0	0	0	0.0	0.0	0	0	0	0
Derrick Alexander	3	2	1	0	0	0.0	0.0	0	0	2	0
Danus Holland	3	1	2	0	0	1.0	9.0	0	0	1	1
Roy Barker	2	1	1	0	0	0.0	0.0	0	0	2	0
Stalin Colinet	2	0	2	0	0	0.0	0.0	0	0	1	0
Marlon Forbes	2	2	0	0	0	0.0	0.0	0	0	0	2
Arnold Miller	2	1	1	0	0	0.0	0.0	0	0	1	0
Marcus Spriggs	2	0	2	0	0	0.0	0.0	0	0	0	1
Lenoy Jones	1	1	0	0	0	0.0	0.0	0	0	0	0
John Jurkovic	1	0	1	0	0	0.0	0.0	0	0	0	0
Marquis Smith	1	1	0	0	0	0.0	0.0	0	0	0	0
Raymond Jackson	0	0	0	0	0	0.0	0.0	0	0	0	1
John Thierry	0	0	0	0	0	0.0	0.0	0	0	1	0
Mike Thompson	0	0	0	0	0	0.0	0.0	0	0	0	0

### CLEVELAND BROWNS SPECIAL TEAMS TACKLES

Name	Total	Solo	Assist	FF	FR
Marc Edwards	3		1	0	0
Lenoy Jones	2	2	0	0	0
Ryan Kuehl	2	1	1	0	0
Ronnie Powell	2	1	1	0	0
Darrin Chiaverini	1	0	1	0	0
Phil Dawson	1	1	0	0	0
Marlon Forbes	1	1	0	0	0
Raymond Jackson	1	0	1	0	0
Marquis Smith	1	0	1	0	0
James Williams	1	0	1	1	0
Tarek Saleh	0	0	0	0	1

### FINAL TEAM STATISTICS

	VISITOR BENGALS	HOME BROWNS
TOTAL FIRST DOWNS	24	13
By Rushing	11	6
By Passing	10	6
By Penalty	3	1
THIRD DOWN EFFICIENCY	8-19-42%	2-13-15%
FOURTH DOWN EFFICIENCY	1-2-50%	1-1-100%
TOTAL NET YARDS	400	224
Total Offensive Plays (inc. times thrown passing)	81	53
Average gain per offensive play	4.9	4.2
NET YARDS RUSHING	212	80
Total Rushing Plays	35	23
Average gain per rushing play	6.1	3.5
Tackles for a loss - number and yards	5-15	5-11
NET YARDS PASSING	188	144
Times thrown - yards lost attempting to pass	5-33	3-20
Gross yards passing	221	164
PASS ATTEMPTS-COMPLETIONS-HAD INTERCEPTED	41-25-0	27-15-1
Average gain per pass play (inc. # thrown passing)	4.1	4.8
KICKOFFS Number-In End Zone-Touchbacks	5-0-0	4-0-0
PUNTS Number and Average	7-41.1	8-42.8
Had Blocked	1	0
FGs - PATs Had Blocked	0-0	0-0
Net punting average	29.3	36.3
TOTAL RETURN YARDAGE (Not Including Kickoffs)	32	43
No. and Yards Punt Returns	4-32	4-43
No. and Yards Kickoff Returns	4-88	5-104
No. and Yards Interception Returns	1-0	0-0
PENALTIES Number and Yards	4-70	8-81
FUMBLES Number and Lost	1-1	2-0
TOUCHDOWNS	2	2
Rushing	0	2
Passing	2	0
EXTRA POINTS Made-Attempts	0-2	2-2
Kicking Made-Attempts	0-0	2-2
Rushing Made-Attempts	0-1	0-0
Passing Made-Attempts	0-1	0-0
FIELD GOALS Made-Attempts	2-2	1-1
SAFETIES	0	0
FINAL SCORE	18	17
TIME OF POSSESSION	36:49	23:11

# 1999 REVIEW

## 1999 GAME SUMMARIES - WEEK-BY-WEEK

### 6 JACKSONVILLE JAGUARS 24, CLEVELAND BROWNS 7

OCT. 17, 1999 • ALLTEL STADIUM • ATTENDANCE: 62,047

#### STARTING LINEUPS

CLEVELAND BROWNS				JACKSONVILLE JAGUARS			
OFFENSE		DEFENSE		OFFENSE		DEFENSE	
WR 85	K. Johnson	LE 92	R. Barker	WR 82	J. Smith	LE 99	J. Smeenge
LT 75	L. Brown	RT 73	D. Holland	LT 71	T. Boselli	LT 96	G. Walker
LG 71	J. Pyne	RT 67	J. Jurkovic	LG 62	B. Coleman	RT 91	S. Payne
C 64	D. Wohlabaugh	RE 94	D. Alexander	C 66	J. Wade	RE 90	T. Brackens
RG 79	S. Rehberg	LLB 55	R. Abdullah	RG 76	R. Tylski	SLB 95	B. Paup
RT 77	O. Brown	MLB 58	W. Rainer	RT 72	L. Searcy	MLB 56	L. Marts
TE 82	I. Smith	RLB 95	J. Miller	TE 80	K. Brady	WLB 51	K. Hardy
WR 84	D. Chiaverini	LCB 47	R. McNeil	WR 87	K. McCardell	LCB 25	F. Bryant
QB 2	T. Couch	RCB 33	D. McCutcheon	QB 8	M. Brunell	RCB 21	A. Beasley
RB 42	T. Kirby	SS 23	M. Pope	RB 33	J. Stewart	SS 20	D. Danus
FB 44	M. Edwards	FS 24	C. Fuller	TE 31	D. Shelton	FS 37	C. Lake

	1	2	3	4	TOTAL
Cleveland Browns	0	7	0	0	7
Jacksonville Jaguars	3	3	8	10	24

Team	Qtr	Clock Time	SCORING PLAY	SCORE	
				Visitor	Home
JAGUARS	1	2:53	M. Hollis 20 yd. Field Goal (15-68, 8:14)	0	3
BROWNS	2	12:21	T. Kirby 9 yd. pass from T. Couch (P Dawson, kick) (12-70, 5:32)	7	3
JAGUARS	2	0:51	M. Hollis 36 yd. Field Goal (7-38, 1:43)	7	6
JAGUARS	3	1:47	K. Brady 8 yd. pass from J. Fiedler (K. Brady-J. Fiedler, pass) (3-25, 1:13)	7	14
JAGUARS	4	5:54	J. Stewart 2 yd. run (M. Hollis, kick) (12-70, 6:40)	7	21
JAGUARS	4	0:44	M. Hollis 24 yd. Field Goal (11-42, 3:57)	7	24

#### FINAL INDIVIDUAL STATISTICS

CLEVELAND BROWNS										
RUSHING	ATT	YDS	AVG	LG	TD					
T. Kirby	22	71	3.2	10	0					
T. Couch	2	36	18.0	27	0					
M. Edwards	2	5	2.5	5	0					
R. Salaam	1	2	2.0	2	0					
G. Jones	1	-1	-1.0	-1	0					
<b>Total</b>	<b>28</b>	<b>113</b>	<b>4.0</b>	<b>27</b>	<b>0</b>					
PASSING	ATT	CMP	YDS	TKD/YD	TD	LG	IN			
T. Couch	23	18	161	4/31	1	22	0			
<b>Total</b>	<b>23</b>	<b>18</b>	<b>161</b>	<b>4/31</b>	<b>1</b>	<b>22</b>	<b>0</b>			
PASS RECEIVING	NO	YRDS	AVG	LONGEST	TD					
D. Chiaverini	5	45	9.0	12	0					
K. Johnson	3	38	12.7	19	0					
M. Edwards	3	35	11.7	22	0					
T. Kirby	3	21	7.0	9	1					
I. Smith	3	18	6.0	13	0					
D. Dunn	1	4	4.0	4	0					
<b>Total</b>	<b>18</b>	<b>161</b>	<b>8.9</b>	<b>22</b>	<b>1</b>					
INTERCEPTIONS	NO	YARDS	LONGEST	TD						
<b>Total</b>	<b>0</b>	<b>0</b>	<b>0</b>	<b>0</b>						
PUNTING	NO	YDS	AVG	TB	IN20	LG				
C. Gardocki	7	248	35.4	2	1	54				
<b>Total</b>	<b>7</b>	<b>248</b>	<b>35.4</b>	<b>2</b>	<b>1</b>	<b>54</b>				
PUNT RETURNS	NO	FC	YARDS	LG	TD					
K. Johnson	4	0	18	8	0					
<b>Returns</b>	<b>4</b>	<b>0</b>	<b>18</b>	<b>8</b>	<b>0</b>					
KICKOFF RETURNS	NO	FC	YARDS	LG	TD					
R. Powell	4	0	82	28	0					
[TOUCHBACK]	2	0	0	0	0					
<b>Returns</b>	<b>4</b>	<b>0</b>	<b>82</b>	<b>28</b>	<b>0</b>					
FUMBLES	OWN	REC	YDS	TD	OPP	REC	YDS	TD	OUT	BDS
T. Kirby	2	0	0	0	0	0	0	0	0	0
S. Rehberg	0	1	0	0	0	0	0	0	0	0
<b>Total</b>	<b>2</b>	<b>1</b>	<b>0</b>	<b>0</b>	<b>0</b>	<b>0</b>	<b>0</b>	<b>0</b>	<b>0</b>	<b>0</b>

JACKSONVILLE JAGUARS										
RUSHING	ATT	YDS	AVG	LG	TD					
J. Stewart	23	58	2.5	9	1					
J. Fiedler	3	27	9.0	15	0					
M. Brunell	2	8	4.0	9	0					
C. Howard	3	7	2.3	3	0					
D. Shelton	1	2	2.0	2	0					
T. Banks	1	1	1.0	1	0					
<b>Total</b>	<b>33</b>	<b>103</b>	<b>3.1</b>	<b>15</b>	<b>1</b>					
PASSING	ATT	CMP	YDS	TKD/YD	TD	LG	IN			
M. Brunell	19	12	109	0/0	0	14	0			
J. Fiedler	14	12	113	0/0	1	18	0			
<b>Total</b>	<b>33</b>	<b>24</b>	<b>222</b>	<b>0/0</b>	<b>1</b>	<b>18</b>	<b>0</b>			
PASS RECEIVING	NO	YRDS	AVG	LONGEST	TD					
K. McCardell	7	76	10.9	14	0					
J. Smith	6	62	10.3	14	0					
T. Banks	5	40	8.0	18	0					
J. Stewart	3	12	4.0	5	0					
K. Brady	2	21	10.5	13	1					
D. Shelton	1	11	11.0	11	0					
<b>Total</b>	<b>24</b>	<b>222</b>	<b>9.3</b>	<b>18</b>	<b>1</b>					
INTERCEPTIONS	NO	YARDS	LONGEST	TD						
<b>Total</b>	<b>0</b>	<b>0</b>	<b>0</b>	<b>0</b>						
PUNTING	NO	YDS	AVG	TB	IN20	LG	LG			
B. Barker	4	176	44.0	0	2	56				
<b>Total</b>	<b>4</b>	<b>176</b>	<b>44.0</b>	<b>0</b>	<b>2</b>	<b>56</b>				
PUNT RETURNS	NO	FC	YARDS	LG	TD					
R. Barlow	2	1	21	11	0					
[OUT OF BOUNDS]	2	0	0	0	0					
[TOUCHBACK]	2	0	0	0	0					
<b>Returns</b>	<b>2</b>	<b>1</b>	<b>21</b>	<b>11</b>	<b>0</b>					
KICKOFF RETURNS	NO	FC	YARDS	LG	TD					
T. Banks	1	0	12	12	0					
[TOUCHBACK]	1	0	0	0	0					
<b>Returns</b>	<b>1</b>	<b>0</b>	<b>12</b>	<b>12</b>	<b>0</b>					
FUMBLES	OWN	REC	YDS	TD	OPP	REC	YDS	TD	OUT	BDS
B. Schwartz	0	0	0	0	1	0	0	0	0	0
K. Hardy	0	0	0	0	0	1	0	0	0	0
<b>Total</b>	<b>0</b>	<b>0</b>	<b>0</b>	<b>0</b>	<b>1</b>	<b>1</b>	<b>0</b>	<b>0</b>	<b>0</b>	<b>0</b>



## 1999 GAME SUMMARIES - WEEK-BY-WEEK

### CLEVELAND BROWNS DEFENSIVE STATISTICS

Name	Total	Solo	Assist	FF	FR	Sacks	Yards	Int.	Yards	Hits	PBU
Wali Rainer	15	12	3	0	0	0.0	0.0	0	0	0	0
Rahim Abdullah	8	7	1	0	0	0.0	0.0	0	0	0	0
Daylon McCutcheon	7	4	3	0	0	0.0	0.0	0	0	0	0
Ryan McNeil	7	7	0	0	0	0.0	0.0	0	0	0	0
Jamir Miller	7	6	1	0	0	0.0	0.0	0	0	2	0
Marquez Pope	6	3	3	0	0	0.0	0.0	0	0	0	0
Derrick Alexander	4	3	1	0	0	0.0	0.0	0	0	0	0
Corey Fuller	4	4	0	0	0	0.0	0.0	0	0	0	0
Stalin Colinet	3	3	0	0	0	0.0	0.0	0	0	0	0
Darius Holland	3	2	1	0	0	0.0	0.0	0	0	0	0
Arnold Miller	3	2	1	0	0	0.0	0.0	0	0	0	0
John Jurkovic	2	1	1	0	0	0.0	0.0	0	0	0	0
Marquis Smith	2	2	0	0	0	0.0	0.0	0	0	0	0
Marlon Forbes	1	1	0	0	0	0.0	0.0	0	0	0	0
John Thierry	1	1	0	0	0	0.0	0.0	0	0	0	0
Roy Barker	0	0	0	0	0	0.0	0.0	0	0	0	2
Lenoy Jones	0	0	0	0	0	0.0	0.0	0	0	0	0
Antonio Langham	0	0	0	0	0	0.0	0.0	0	0	0	0
Marcus Spriggs	0	0	0	0	0	0.0	0.0	0	0	0	0

### CLEVELAND BROWNS SPECIAL TEAMS TACKLES

Name	Total	Solo	Assist	FF	FR
Rahim Abdullah	2	2	0	0	0
Raymond Jackson	1	1	0	0	0
Lenoy Jones	1	0	1	0	0

### FINAL TEAM STATISTICS

	VISITOR BROWNS	HOME JAGUARS
TOTAL FIRST DOWNS	16	21
By Rushing	4	4
By Passing	10	16
By Penalty	2	1
THIRD DOWN EFFICIENCY	7-14-50%	7-14-50%
FOURTH DOWN EFFICIENCY	0-0-0%	0-0-0%
TOTAL NET YARDS	243	325
Total Offensive Plays (inc. times thrown passing)	55	66
Average gain per offensive play	4.4	4.9
NET YARDS RUSHING	113	103
Total Rushing Plays	28	33
Average gain per rushing play	4.0	3.1
Tackles for a loss - number and yards	5-7	1-1
NET YARDS PASSING	130	222
Times thrown - yards lost attempting to pass	4-31	0-0
Gross yards passing	161	222
PASS ATTEMPTS COMPLETIONS-HAD INTERCEPTED	23-18-0	33-24-0
Average gain per pass play (inc. # thrown passing)	4.8	6.7
KICKOFFS Number-In End Zone-Touchbacks	2-1-1	6-2-2
PUNTS Number and Average	7-35.4	4-44
Had Blocked	0	0
FGs - PATs Had Blocked	0-0	0-0
Net punting average	26.7	39.5
TOTAL RETURN YARDAGE (Not Including Kickoffs)	18	21
No. and Yards Punt Returns	4-18	2-21
No. and Yards Kickoff Returns	4-82	1-12
No. and Yards Interception Returns	0-0	0-0
PENALTIES Number and Yards	6-55	7-55
FUMBLES Number and Lost	2-1	0-0
TOUCHDOWNS	1	2
Rushing	0	1
Passing	1	1
EXTRA POINTS Made-Attempts	1-1	2-2
Kicking Made-Attempts	1-1	1-1
Passing Made-Attempts	0-0	1-1
FIELD GOALS Made-Attempts	0-0	3-3
SAFETIES	0	0
FINAL SCORE	7	24
TIME OF POSSESSION	27:36	32:24





## 1999 GAME SUMMARIES - WEEK-BY-WEEK

### CLEVELAND BROWNS DEFENSIVE STATISTICS

Name	Total	Solo	Assist	FF	FR	Sacks	Yards	Int.	Yards	Hits	PBU
Wali Rainer	13	7	6	0	0	0.0	0.0	0	0	0	0
Marquez Pope	11	8	3	0	0	0.0	0.0	0	0	0	1
Ryan McNeil	9	7	2	1	0	0.0	0.0	0	0	0	1
Daylon McCutcheon	6	3	3	0	0	0.0	0.0	0	0	0	1
Rahim Abdullah	4	2	2	0	0	0.0	0.0	0	0	1	0
Derrick Alexander	4	3	1	0	0	0.0	0.0	0	0	0	0
Corey Fuller	3	2	1	0	0	0.0	0.0	0	0	0	0
Lenoy Jones	3	3	0	0	0	0.0	0.0	0	0	0	0
Arnold Miller	3	3	0	0	0	1.0	3.0	0	0	1	0
John Thierry	3	2	1	0	0	0.0	0.0	0	0	0	0
Darius Holland	2	2	0	0	0	0.0	0.0	0	0	1	0
Antonio Langham	2	1	1	0	0	0.0	0.0	0	0	0	0
Jamir Miller	2	2	0	0	0	0.0	0.0	0	0	0	0
Roy Barker	1	1	0	0	0	1.0	0.0	0	0	0	0
John Jurkovic	1	0	1	0	0	0.0	0.0	0	0	0	0
Marquis Smith	1	0	1	0	0	0.0	0.0	0	0	0	0
Stalin Colinet	0	0	0	0	0	0.0	0.0	0	0	1	0
Marlon Forbes	0	0	0	0	0	0.0	0.0	0	0	0	0
Marcus Spriggs	0	0	0	0	0	0.0	0.0	0	0	0	0
James Williams	0	0	0	0	0	0.0	0.0	0	0	0	0

### CLEVELAND BROWNS SPECIAL TEAMS TACKLES

Name	Total	Solo	Assist	FF	FR
Mark Campbell	1	1	0	0	0
Raymond Jackson	1	1	0	0	0
Lenoy Jones	1	1	0	0	0
Ronnie Powell	1	1	0	0	0
Marquis Smith	1	1	0	0	0

### FINAL TEAM STATISTICS

	VISITOR BROWNS	HOME RAMS
TOTAL FIRST DOWNS	13	27
By Rushing	3	11
By Passing	10	15
By Penalty	0	1
THIRD DOWN EFFICIENCY	4-14-29%	4-9-44%
FOURTH DOWN EFFICIENCY	3-3-100%	0-0-0%
TOTAL NET YARDS	272	436
Total Offensive Plays (inc. times thrown passing)	56	65
Average gain per offensive play	4.9	6.7
NET YARDS RUSHING	94	211
Total Rushing Plays	15	29
Average gain per rushing play	6.3	7.3
Tackles for a loss - number and yards	5-10	2-4
NET YARDS PASSING	178	225
Times thrown - yards lost attempting to pass	1-7	2-3
Gross yards passing	185	228
PASS ATTEMPTS-COMPLETIONS-HAD INTERCEPTED	40-22-2	34-27-0
Average gain per pass play (inc. # thrown passing)	4.3	6.3
KICKOFFS Number-In End Zone-Touchbacks	2-0-0	7-4-2
PUNTS Number and Average	5-48.8	3-52.3
Had Blocked	0	0
FGs - PATS Had Blocked	0-0	0-0
Net punting average	45.8	48.0
TOTAL RETURN YARDAGE (Not Including Kickoffs)	13	41
No. and Yards Punt Returns	1-13	3-15
No. and Yards Kickoff Returns	5-140	2-48
No. and Yards Interception Returns	0-0	2-26
PENALTIES Number and Yards	6-30	4-29
FUMBLES Number and Lost	1-1	1-0
TOUCHDOWNS	0	4
Rushing	0	1
Passing	0	3
EXTRA POINTS Made-Attempts	0-0	4-4
Kicking Made-Attempts	0-0	4-4
FIELD GOALS Made-Attempts	1-1	2-2
SAFETIES	0	0
FINAL SCORE	3	34
TIME OF POSSESSION	23:14	36:46

# 1999 REVIEW

## 1999 GAME SUMMARIES - WEEK-BY-WEEK

### 8 CLEVELAND BROWNS 21, NEW ORLEANS SAINTS 16

OCT. 31, 1999 • LOUISIANA SUPERDOME • ATTENDANCE: 48,817

#### STARTING LINEUPS

CLEVELAND BROWNS				NEW ORLEANS SAINTS			
OFFENSE		DEFENSE		OFFENSE		DEFENSE	
WR 85	K. Johnson	LE 93	S. Colinet	WR 83	K. Poole	LE 90	J. Tomich
LT 75	L. Brown	LT 73	D. Holland	LT 77	W. Roof	LT 93	W. Martin
LG 71	J. Pyne	RT 67	J. Jurkovic	LG 69	T. Ackerman	RT 97	L. Glover
C 64	D. Wohlabaugh	RE 94	D. Alexander	C 62	J. Fontenot	RE 91	B. Smith
RG 79	S. Rehberg	LLB 55	R. Abdullah	RG 65	C. Naeole	SLB 59	K. Mitchell
RT 77	O. Brown	MLB 58	W. Rainer	RT 68	K. Turley	MLB 56	C. Bordano
TE 82	I. Smith	RLB 51	L. Jones	TE 47	J. Wilcox	WLB 54	I. Aleaga
WR 86	L. Shepherd	LCB 47	R. McNeil	WR 82	E. Kennison	LCB 43	A. Ambrose
QB 2	T. Couch	RCB 33	D. McCutcheon	QB 12	B.J. Hobert	RCB 29	F. Weary
RB 42	T. Kirby	SS 23	M. Pope	HB 34	R. Williams	SS 24	S. Knight
FB 44	M. Edwards	FS 24	C. Fuller	FB 32	A. Craver	FS 42	W. Clay
		<b>1</b>	<b>2</b>	<b>3</b>	<b>4</b>	<b>OT TOTAL</b>	
Cleveland Browns		0	7	7	7	21	
New Orleans Saints		7	3	3	3	16	

Team	Qtr	Clock Time	SCORING PLAY				SCORE	
			Visitor	Home	Score	Score		
SAINTS	1	3:59	K. Poole 5 yd. pass from B.J. Hobert (D. Brien, kick) (4-15, 2:08)				0	7
BROWNS	2	7:37	M. Edwards 27 yd. pass from T. Couch (P. Dawson, kick) (1-22, 0:06)				7	7
SAINTS	2	0:08	D. Brien 49 yd. Field Goal (9-42, 0:58)				7	10
BROWNS	3	8:53	K. Johnson 24 yd. pass from T. Couch (P. Dawson, kick) (2-22, 0:44)				14	10
SAINTS	3	1:15	D. Brien 22 yd. Field Goal (13-56, 7:38)				14	13
SAINTS	4	0:21	D. Brien 46 yd. Field Goal (8-35, 3:20)				14	16
BROWNS	4	0:00	K. Johnson 56 yd. pass from T. Couch (P. Dawson, kick) (3-75, 0:21)				21	16

#### FINAL INDIVIDUAL STATISTICS

CLEVELAND BROWNS						
RUSHING	ATT	YDS	AVG	LG	TD	
K. Abdul-Jabbar	13	39	3.0	13	0	
T. Kirby	6	18	3.0	7	0	
T. Couch	2	5	2.5	6	0	
<b>Total</b>	<b>21</b>	<b>62</b>	<b>3.0</b>	<b>13</b>	<b>0</b>	

CLEVELAND BROWNS							
PASSING	ATT	CMP	YDS	TKD/YD	TD	LG	IN
T. Couch	19	11	193	2/12	3	56	0
<b>Total</b>	<b>19</b>	<b>11</b>	<b>193</b>	<b>2/12</b>	<b>3</b>	<b>56</b>	<b>0</b>

CLEVELAND BROWNS						
PASS RECEIVING	NO	YRDS	AVG	LONGEST	TD	
K. Johnson	4	96	24.0	56	2	
L. Shepherd	4	52	13.0	19	0	
M. Edwards	2	37	18.5	27	1	
T. Kirby	1	8	8.0	8	0	
<b>Total</b>	<b>11</b>	<b>193</b>	<b>17.5</b>	<b>56</b>	<b>3</b>	

CLEVELAND BROWNS						
INTERCEPTIONS	NO	YARDS	LONGEST	TD		
R. Barker	1	14	14	0		
M. Pope	1	2	2	0		
<b>Total</b>	<b>2</b>	<b>16</b>	<b>14</b>	<b>0</b>		

CLEVELAND BROWNS						
PUNTING	NO	YDS	AVG	TB	IN20	LG
C. Gardocki	7	305	43.6	0	1	60
<b>Total</b>	<b>7</b>	<b>305</b>	<b>43.6</b>	<b>0</b>	<b>1</b>	<b>60</b>

CLEVELAND BROWNS						
PUNT RETURNS	NO	FC	YARDS	LG	TD	
D. Dunn	2	0	8	8	0	
<b>Returns</b>	<b>2</b>	<b>0</b>	<b>8</b>	<b>8</b>	<b>0</b>	

CLEVELAND BROWNS						
KICKOFF RETURNS	NO	FC	YARDS	LG	TD	
R. Powell	2	0	58	33	0	
E. Little	2	0	40	20	0	
K. Johnson	1	0	25	25	0	
<b>Returns</b>	<b>5</b>	<b>0</b>	<b>123</b>	<b>33</b>	<b>0</b>	

NEW ORLEANS SAINTS						
RUSHING	ATT	YDS	AVG	LG	TD	
R. Williams	40	179	4.5	19	0	
B.J. Tolliver	4	24	6.0	12	0	
L. Smith	4	17	4.3	8	0	
B.J. Hobert	1	9	9.0	9	0	
A. Craver	1	2	2.0	2	0	
<b>Total</b>	<b>50</b>	<b>231</b>	<b>4.6</b>	<b>19</b>	<b>0</b>	

NEW ORLEANS SAINTS							
PASSING	ATT	CMP	YDS	TKD/YD	TD	LG	IN
B.J. Tolliver	20	9	92	0/0	0	28	1
B.J. Hobert	9	4	28	0/0	1	11	1
<b>Total</b>	<b>29</b>	<b>13</b>	<b>120</b>	<b>0/0</b>	<b>1</b>	<b>28</b>	<b>2</b>

NEW ORLEANS SAINTS						
PASS RECEIVING	NO	YRDS	AVG	LONGEST	TD	
K. Poole	3	23	7.7	11	1	
R. Williams	3	8	2.7	4	0	
A. Craver	2	32	16.0	28	0	
E. Kennison	2	27	13.5	17	0	
L. Dawsey	1	11	11.0	11	0	
L. Smith	1	11	11.0	11	0	
C. Cleeland	1	8	8.0	8	0	
<b>Total</b>	<b>13</b>	<b>120</b>	<b>9.2</b>	<b>28</b>	<b>1</b>	

NEW ORLEANS SAINTS						
INTERCEPTIONS	NO	YARDS	LONGEST	TD		
<b>Total</b>	<b>0</b>	<b>0</b>	<b>0</b>	<b>0</b>		

NEW ORLEANS SAINTS						
PUNTING	NO	YDS	AVG	TB	IN20	LG
T. Barnhardt	2	92	46.0	0	2	49
<b>Total</b>	<b>2</b>	<b>92</b>	<b>46.0</b>	<b>0</b>	<b>2</b>	<b>49</b>

NEW ORLEANS SAINTS						
PUNT RETURNS	NO	FC	YARDS	LG	TD	
E. Kennison	5	1	52	18	0	
[OUT OF BOUNDS]	1	0	0	0	0	
<b>Returns</b>	<b>5</b>	<b>1</b>	<b>52</b>	<b>18</b>	<b>0</b>	

NEW ORLEANS SAINTS						
KICKOFF RETURNS	NO	FC	YARDS	LG	TD	
T. Davis	2	0	28	15	0	
[OUT OF BOUNDS]	1	0	0	0	0	
<b>Returns</b>	<b>2</b>	<b>0</b>	<b>28</b>	<b>15</b>	<b>0</b>	



## 1999 GAME SUMMARIES - WEEK-BY-WEEK

FUMBLES	CLEVELAND BROWNS									FUMBLES	NEW ORLEANS SAINTS								
	FUM	OWN REC	YDS	TD	FF	OPP REC	YDS	TD	OUT BDS		FUM	OWN REC	YDS	TD	FF	OPP REC	YDS	TD	OUT BDS
D. Dunn	1	0	0	0	0	0	0	0	0	V. Smith	0	0	0	0	1	0	0	0	0
D. Holland	0	0	0	0	0	0	1	14	0	R. Kelly	0	0	0	0	0	1	0	0	0
M. McCormick	0	0	0	0	1	0	0	0	0	B.J. Tolliver	1	0	0	0	0	0	0	0	0
C. Fuller	0	0	0	0	0	1	0	0	0	R. Williams	2	0	0	0	0	0	0	0	0
J. Williams	0	0	0	0	0	1	0	0	0										
<b>Total</b>	<b>1</b>	<b>0</b>	<b>0</b>	<b>0</b>	<b>1</b>	<b>3</b>	<b>14</b>	<b>0</b>	<b>0</b>	<b>Total</b>	<b>3</b>	<b>0</b>	<b>0</b>	<b>0</b>	<b>1</b>	<b>1</b>	<b>0</b>	<b>0</b>	<b>0</b>

### CLEVELAND BROWNS DEFENSIVE STATISTICS

Name	Total	Solo	Assist	FF	FR	Sacks	Yards	Int.	Yards	Hits	PBU
Wall Rainer	20	15	5	0	0	0.0	0.0	0	0	0	0
Rahim Abdullah	14	9	5	0	0	0.0	0.0	0	0	0	0
Daylon McCutcheon	8	8	0	0	0	0.0	0.0	0	0	0	2
Corey Fuller	6	5	1	0	1	0.0	0.0	0	0	0	1
James Williams	6	3	3	0	1	0.0	0.0	0	0	0	1
Derrick Alexander	5	3	2	0	0	0.0	0.0	0	0	1	0
Darius Holland	5	3	2	0	1	0.0	0.0	0	0	1	1
Lenoy Jones	5	3	2	0	0	0.0	0.0	0	0	0	0
John Jurkovic	3	1	2	0	0	0.0	0.0	0	0	0	0
Ryan McNeil	5	2	3	0	0	0.0	0.0	0	0	0	2
Marquez Pope	5	2	3	0	0	0.0	0.0	1	2	0	1
Marcus Spriggs	3	1	2	1	0	0.0	0.0	0	0	1	0
John Thierry	3	3	0	0	0	0.0	0.0	0	0	0	0
Hurvin McCormack	2	2	0	1	0	0.0	0.0	0	0	0	0
Stalin Colinet	1	1	0	0	0	0.0	0.0	0	0	1	0
Rayond Jackson	1	1	0	0	0	0.0	0.0	0	0	0	0
Antonio Langham	1	0	1	0	0	0.0	0.0	0	0	0	0
Marquis Smith	1	1	0	0	0	0.0	0.0	0	0	0	0
Roy Barker	0	0	0	0	0	0.0	0.0	1	14	0	0
Marlon Forbes	0	0	0	0	0	0.0	0.0	0	0	0	0

### CLEVELAND BROWNS SPECIAL TEAMS TACKLES

Name	Total	Solo	Assist	FF	FR
Raymond Jackson	2	1	1	0	0
Tarek Saleh	2	2	0	0	0
James Williams	2	2	0	0	0
Marc Edwards	1	1	0	0	0
Ryan Kuehl	1	0	1	0	0
Kendall Ogle	1	0	1	0	0
Marquis Smith	1	1	0	0	0

### FINAL TEAM STATISTICS

	VISITOR BROWNS	HOME SAINTS
TOTAL FIRST DOWNS	9	25
By Rushing	2	16
By Passing	7	6
By Penalty	0	3
THIRD DOWN EFFICIENCY	2-10-20%	6-13-46%
FOURTH DOWN EFFICIENCY	0-0-0%	1-1-100%
TOTAL NET YARDS	243	351
Total Offensive Plays (inc. times thrown passing)	42	79
Average gain per offensive play	5.8	4.4
NET YARDS RUSHING	62	231
Total Rushing Plays	21	50
Average gain per rushing play	3.0	4.6
Tackles for a loss - number and yards	4-11	4-11
NET YARDS PASSING	181	120
Times thrown - yards lost attempting to pass	2-12	0-0
Gross yards passing	193	120
PASS ATTEMPTS-COMPLETIONS-HAD INTERCEPTED	19-11-0	29-13-2
Average gain per pass play (inc. # thrown passing)	8.6	4.1
KICKOFFS Number-In End Zone-Touchbacks	3-0-0	5-2-0
PUNTS Number and Average	7-43.6	2-46
Had Blocked	0	0
FGs - PATS Had Blocked	0-0	0-0
Net punting average	36.1	42.0
TOTAL RETURN YARDAGE (Not Including Kickoffs)	24	52
No. and Yards Punt Returns	2-8	5-52
No. and Yards Kickoff Returns	5-123	2-28
No. and Yards Interception Returns	2-16	0-0
PENALTIES Number and Yards	8-64	6-38
FUMBLES Number and Lost	1-1	3-3
TOUCHDOWNS	3	1
Rushing	0	0
Passing	3	1
EXTRA POINTS Made-Attempts	3-3	1-1
Kicking Made-Attempts	3-3	1-1
FIELD GOALS Made-Attempts	0-1	3-4
SAFETIES	0	0
FINAL SCORE	21	16
TIME OF POSSESSION	19:10	40:50

# 1999 REVIEW

## 1999 GAME SUMMARIES - WEEK-BY-WEEK

### 9 BALTIMORE RAVENS 41, CLEVELAND BROWNS 9

Nov. 7, 1999 • CLEVELAND BROWNS STADIUM • ATTENDANCE: 72,898

#### STARTING LINEUPS

BALTIMORE RAVENS				CLEVELAND BROWNS			
OFFENSE		DEFENSE		OFFENSE		DEFENSE	
WR 84 J. Lewis	LDE 90 R. Burnett	WR 85 K. Johnson	LE 93 S. Colinet				
LT 75 J. Ogden	LDT 79 L. Webster	LT 75 L. Brown	LT 73 D. Holland				
LG 61 E. Lindsay	RDT 98 T. Siragusa	LG 71 J. Pyne	RT 67 J. Jurkovic				
C 60 J. Mitchell	RDE 99 M. McCrary	C 64 D. Wohlabaugh	RE 94 D. Alexander				
RG 69 J. Blackshear	LLB 58 P. Boulware	RG 79 S. Rehberg	LLB 55 R. Abdullah				
RT 70 H. Swayne	MLB 52 R. Lewis	RT 77 O. Brown	MLB 58 W. Rainer				
TE 81 A. Pierce	RLB 55 J. Sharper	TE 82 I. Smith	RLB 95 J. Miller				
WR 87 Q. Ismail	LCB 28 C. McAlister	WR 86 L. Shepherd	LCB 47 R. McNeil				
QB 12 T. Banks	RCB 25 D. Jenkins	WR 84 D. Chiaveneri	RCB 33 D. McCutcheon				
RB 32 E. Rhett	SS 20 K. Herning	QB 2 T. Couch	SS 23 M. Pope				
FB 29 C. Evans	FS 26 R. Woodson	RB 42 T. Kirby	FS 24 C. Fuller				

	1	2	3	4	TOTAL
Baltimore Ravens	7	10	7	17	41
Cleveland Browns	3	0	0	6	9

Team	Qtr	Clock Time	SCORING PLAY	SCORE	
				Visitor	Home
RAVENS	1	8:05	E. Rhett 11 yd. run (M.Stover,kick)(12-73,6:47)	7	0
BROWNS	1	0:18	P.Dawson 25 yd. Field Goal (8-10,3:16)	7	3
RAVENS	2	8:09	Q. Ismail 28 yd. pass from T.Banks (M.Stover,kick)(10-80,5:00)	14	3
RAVENS	2	0:03	M. Stover 28 yd. Field Goal (10-32,4:01)	17	3
RAVENS	3	2:50	E. Rhett 52 yd. run (M.Stover,kick)(3-63,1:27)	24	3
RAVENS	4	8:25	M. Stover 44 yd. Field Goal (10-36,4:50)	27	3
RAVENS	4	6:59	R. Woodson 66 yd. interception return (M.Stover,kick)	34	3
BROWNS	4	5:13	T. Kirby 5 yd. pass from T.Detmer (No good,blocked)(6-78,1:46)	34	9
RAVENS	4	2:38	S. Case 20 yd. run (M.Stover,kick)(4-31,2:35)	41	9

#### FINAL INDIVIDUAL STATISTICS

BALTIMORE RAVENS					
RUSHING	ATT	YDS	AVG	LG	TD
E. Rhett	17	117	6.9	52	2
P. Holmes	10	40	4.0	9	0
T. Banks	4	23	5.8	9	0
S. Case	4	17	4.3	20	1
C. Evans	3	6	2.0	4	0
<b>Total</b>	<b>38</b>	<b>203</b>	<b>5.3</b>	<b>52</b>	<b>3</b>

PASSING							
	ATT	CMP	YDS	TKD/YD	TD	LG	IN
T. Banks	25	14	129	2/17	1	28	0
<b>Total</b>	<b>25</b>	<b>14</b>	<b>129</b>	<b>2/17</b>	<b>1</b>	<b>28</b>	<b>0</b>

PASS RECEIVING					
	NO	YRDS	AVG	LONGEST	TD
J. Armour	5	38	7.6	10	0
E. Rhett	4	21	5.3	11	0
Q. Ismail	2	43	21.5	28	1
A. Pierce	2	17	8.5	9	0
P. Johnson	1	10	10.0	10	0
<b>Total</b>	<b>14</b>	<b>129</b>	<b>9.2</b>	<b>28</b>	<b>1</b>

INTERCEPTIONS				
	NO	YARDS	LONGEST	TD
R. Woodson	1	66	66	1
D. Starks	1	0	0	0
<b>Total</b>	<b>2</b>	<b>66</b>	<b>66</b>	<b>1</b>

PUNTING						
	NO	YDS	AVG	TB	IN20	LG
K. Richardson	4	162	40.5	0	1	44
<b>Total</b>	<b>4</b>	<b>162</b>	<b>40.5</b>	<b>0</b>	<b>1</b>	<b>44</b>

PUNT RETURNS					
	NO	FC	YARDS	LG	TD
J. Lewis	7	0	49	17	0
[TOUCHBACK]	1	0	0	0	0
Returns	7		49	17	0

KICKOFF RETURNS					
	NO	FC	YARDS	LG	TD
C. Harris	1	0	20	20	0
A. Pierce	1	0	7	7	0

Returns					
	NO	FC	YARDS	LG	TD
Returns	2		27	20	0

CLEVELAND BROWNS					
RUSHING	ATT	YDS	AVG	LG	TD
K. Abdul-Jabbar	9	23	2.6	11	0
T. Kirby	6	19	3.2	8	0
T. Detmer	1	7	7.0	7	0
T. Couch	4	2	0.5	4	0
<b>Total</b>	<b>20</b>	<b>51</b>	<b>2.6</b>	<b>11</b>	<b>0</b>

PASSING							
	ATT	CMP	YDS	TKD/YD	TD	LG	IN
T. Couch	21	9	57	4/30	0	21	1
T. Detmer	15	7	81	0/0	1	35	1
<b>Total</b>	<b>36</b>	<b>16</b>	<b>138</b>	<b>4/30</b>	<b>1</b>	<b>35</b>	<b>2</b>

PASS RECEIVING					
	NO	YRDS	AVG	LONGEST	TD
T. Kirby	5	52	10.4	21	1
K. Johnson	3	43	14.3	35	0
L. Shepherd	3	23	7.7	10	0
M. Edwards	2	9	4.5	5	0
I. Smith	2	9	4.5	8	0
K. Abdul-Jabbar	1	2	2.0	2	0
<b>Total</b>	<b>16</b>	<b>138</b>	<b>8.6</b>	<b>35</b>	<b>1</b>

INTERCEPTIONS				
	NO	YARDS	LONGEST	TD
<b>Total</b>	<b>0</b>	<b>0</b>	<b>0</b>	<b>0</b>

PUNTING						
	NO	YDS	AVG	TB	IN20	LG
C. Gardocki	8	366	45.8	1	1	55
<b>Total</b>	<b>8</b>	<b>366</b>	<b>45.8</b>	<b>1</b>	<b>1</b>	<b>55</b>

PUNT RETURNS					
	NO	FC	YARDS	LG	TD
D. Dunn	1	1	4	4	0
[DOWNED]	2	0	0	0	0
Returns	1		4	4	0

KICKOFF RETURNS					
	NO	FC	YARDS	LG	TD
D. Dunn	4	0	96	27	0
R. Powell	3	0	67	35	0
M. Campbell	1	0	10	10	0
R. Jackson	0	0	0	0	0
<b>Returns</b>	<b>8</b>		<b>173</b>	<b>35</b>	<b>0</b>



## 1999 GAME SUMMARIES - WEEK-BY-WEEK

FUMBLES	BALTIMORE RAVENS									CLEVELAND BROWNS									
	FUM	OWN REC	YDS	TD	FF	OPP REC	YDS	TD	OUT BDS	FUMBLES	FUM	OWN REC	YDS	TD	FF	OPP REC	YDS	TD	OUT BDS
J. Lewis	1	0	0	0	0	0	0	0	0	M. Forbes	0	0	0	0	1	0	0	0	0
										J. Williams	0	0	0	0	0	1	0	0	0
										T. Couch	2	1	0	0	0	0	0	0	0
										K. Abdul-Jabbar	0	1	0	0	0	0	0	0	0
										D. Dunn	1	1	0	0	0	0	0	0	0
<b>Total</b>	<b>1</b>	<b>0</b>	<b>0</b>	<b>0</b>	<b>0</b>	<b>0</b>	<b>0</b>	<b>0</b>	<b>0</b>	<b>Total</b>	<b>3</b>	<b>3</b>	<b>0</b>	<b>0</b>	<b>1</b>	<b>1</b>	<b>0</b>	<b>0</b>	<b>0</b>

### CLEVELAND BROWNS DEFENSIVE STATISTICS

Name	Total	Solo	Assist	FF	FR	Sacks	Yards	Int.	Yards	Hits	PBU
Jamir Miller	8	4	4	0	0	0.0	0.0	0	0	0	0
Daylon McCutcheon	7	7	0	0	0	1.0	8.0	0	0	0	0
Derrick Alexander	5	3	2	0	0	0.0	0.0	0	0	0	0
Ryan McNeil	5	3	2	0	0	0.0	0.0	0	0	0	0
Wali Rainer	5	3	2	0	0	0.0	0.0	0	0	0	2
Marcus Spriggs	5	2	3	0	0	0.0	0.0	0	0	0	0
Rahim Abdullah	4	1	3	0	0	0.0	0.0	0	0	0	0
Stalin Colinet	4	2	2	0	0	0.0	0.0	0	0	2	0
Marquez Pope	4	2	2	0	0	0.0	0.0	0	0	0	0
John Thierry	4	3	1	0	0	1.0	9.0	0	0	1	0
Corey Fuller	3	3	0	0	0	0.0	0.0	0	0	0	0
Darius Holland	2	2	0	0	0	0.0	0.0	0	0	1	0
John Jurkovic	2	0	2	0	0	0.0	0.0	0	0	0	0
Marlon Forbes	1	1	0	0	0	0.0	0.0	0	0	0	0
Hurvin McCormack	1	0	1	0	0	0.0	0.0	0	0	1	0
Arnold Miller	1	1	0	0	0	0.0	0.0	0	0	0	0
Marquis Smith	1	1	0	0	0	0.0	0.0	0	0	0	0
Antonio Langham	0	0	0	0	0	0.0	0.0	0	0	0	0
James Williams	0	0	0	0	0	0.0	0.0	0	0	0	0

### CLEVELAND BROWNS SPECIAL TEAMS TACKLES

Name	Total	Solo	Assist	FF	FR
Tarek Saleh	5	4	1	1	0
Rahim Abdullah	1	1	0	0	0
Phil Dawson	1	1	0	0	0
Marc Edwards	1	0	1	0	0
Lenoy Jones	1	1	0	0	0
Arnold Miller	1	0	1	0	0
James Williams	1	1	0	0	1

### FINAL TEAM STATISTICS

	VISITOR STEELERS	HOME BROWNS
TOTAL FIRST DOWNS	20	10
By Rushing	11	3
By Passing	9	5
By Penalty	0	2
THIRD DOWN EFFICIENCY	6-13-46%	3-17-18%
FOURTH DOWN EFFICIENCY	0-0-0%	1-3-33%
TOTAL NET YARDS	315	159
Total Offensive Plays (inc. times thrown passing)	65	60
Average gain per offensive play	4.8	2.7
NET YARDS RUSHING	203	51
Total Rushing Plays	38	20
Average gain per rushing play	5.3	2.6
Tackles for a loss - number and yards	2-3	1-1
NET YARDS PASSING	112	108
Times thrown - yards lost attempting to pass	2-17	4-30
Gross yards passing	129	138
PASS ATTEMPTS COMPLETIONS HAD INTERCEPTED	25-14-0	36-16-2
Average gain per pass play (inc. # thrown passing)	4.1	2.7
KICKOFFS Number-In End Zone-Touchbacks	8-0-0	3-0-0
PUNTS Number and Average	4-40.5	8-45.8
Had Blocked	0	0
FGs - PATs Had Blocked	0-0	0-1
Net punting average	39.5	37.1
TOTAL RETURN YARDAGE (Not Including Kickoffs)	115	4
No. and Yards Punt Returns	7-49	1-4
No. and Yards Kickoff Returns	2-27	8-173
No. and Yards Interception Returns	2-66	0-0
PENALTIES Number and Yards	4-29	4-25
FUMBLES Number and Lost	1-1	3-0
TOUCHDOWNS	5	1
Rushing	3	0
Passing	1	1
Interceptions	1	0
EXTRA POINTS Made-Attempts	5-5	0-1
Kicking Made-Attempts	5-5	0-1
FIELD GOALS Made-Attempts	2-2	1-1
SAFETIES	0	0
FINAL SCORE	41	9

# 1999 REVIEW

## 1999 GAME SUMMARIES - WEEK-BY-WEEK

### 10 CLEVELAND BROWNS 16, PITTSBURGH STEELERS 15

Nov. 14, 1999 • THREE RIVERS STADIUM • ATTENDANCE: 58,213

#### STARTING LINEUPS

CLEVELAND BROWNS				PITTSBURGH STEELERS			
OFFENSE		DEFENSE		OFFENSE		DEFENSE	
WR 85	K. Johnson	LE 53	J. Thiery	SE 88	C. Hawkins	LE 71	O. Roye
LT 75	L. Brown	LT 93	S. Colinet	LT 72	W. Gandy	NT 93	J. Steed
LG 71	J. Pyne	RT 67	J. Jurkovic	LG 65	A. Faneca	RE 76	K. Henry
C 64	D. Wohlabaugh	RE 94	D. Alexander	C 62	R. Duffy	LOLB 92	J. Gildon
RG 79	S. Rehberg	LLB 55	R. Abdullah	RG 68	B. Stai	LILB 99	L. Kirkland
RT 77	O. Brown	MLB 55	W. Rainer	RT 60	A. Brown	RILB 50	E. Holmes
TE 82	I. Smith	RLB 95	J. Miller	TE 87	M. Bruener	ROLB 51	C. Emmons
WR 86	L. Shepherd	LCB 47	R. McNeil	WR 86	H. Ward	LCB 30	C. Scott
QB 2	T. Couch	RCB 33	D. McCutcheon	QB 10	K. Stewart	RCB 20	D. Washington
RB 27	K. Abdul-Jabbar	SS 23	M. Pope	FB 38	J. Witman	FS 41	L. Flowers
FB 44	M. Edwards	FS 24	C. Fuller	RB 36	J. Bettis	SS 27	T. Davis

	1	2	3	4	TOTAL
Cleveland Browns	7	0	0	9	16
Pittsburgh Steelers	3	0	9	3	15

Team	Qtr	Clock Time	SCORING PLAY		SCORE	
			Visitor	Home		
BROWNS	1	12:25	K. Johnson 35 yd. pass from T. Couch (P. Dawson, kick) (5-80, 2:35)		7	0
STEELERS	1	7:34	K. Brown 41 yd. Field Goal (10-47, 4:51)		7	3
STEELERS	3	9:57	K. Brown 32 yd. Field Goal (10-51, 5:03)		7	6
STEELERS	3	8:18	R. Huntley 5 yd. run (Two-Pt Attempt Failed) (3-8, 0:41)		7	12
STEELERS	4	10:10	K. Brown 47 yd. Field Goal (10-51, 5:50)		7	15
BROWNS	4	5:12	M. Edwards 5 yd. pass from T. Couch (Two-Pt Attempt Failed) (3-15, 1:14)		13	15
BROWNS	4	0:00	P. Dawson 39 yd. Field Goal (5-58, 1:51)		16	15

#### FINAL INDIVIDUAL STATISTICS

CLEVELAND BROWNS						
RUSHING	ATT	YDS	AVG	LG	TD	
K. Abdul-Jabbar	18	56	3.1	11	0	
T. Couch	2	15	7.5	8	0	
T. Kirby	1	3	3.0	3	0	
<b>Total</b>	<b>21</b>	<b>74</b>	<b>3.5</b>	<b>11</b>	<b>0</b>	

CLEVELAND BROWNS							
PASSING	ATT	CMP	YDS	TKD/YD	TD	LG	IN
T. Couch	28	18	199	6/38	2	35	1
<b>Total</b>	<b>28</b>	<b>18</b>	<b>199</b>	<b>6/38</b>	<b>2</b>	<b>35</b>	<b>1</b>

CLEVELAND BROWNS						
PASS RECEIVING	NO	YRDS	AVG	LONGEST	TD	
K. Johnson	5	73	14.6	35	1	
M. Edwards	4	22	5.5	13	1	
D. Chiaverini	3	44	14.7	23	0	
L. Shepherd	2	31	15.5	21	0	
T. Kirby	2	10	5.0	7	0	
M. Campbell	1	12	12.0	12	0	
K. Abdul-Jabbar	1	7	7.0	7	0	
<b>Total</b>	<b>18</b>	<b>199</b>	<b>11.1</b>	<b>35</b>	<b>2</b>	

CLEVELAND BROWNS				
INTERCEPTIONS	NO	YARDS	LONGEST	TD
M. Pope	1	13	13	0
J. Thiery	1	8	8	0
<b>Total</b>	<b>2</b>	<b>21</b>	<b>13</b>	<b>0</b>

CLEVELAND BROWNS						
PUNTING	NO	YDS	AVG	TB	IN20	LG
C. Gardocki	8	347	43.4	0	1	61
<b>Total</b>	<b>8</b>	<b>347</b>	<b>43.4</b>	<b>0</b>	<b>1</b>	<b>61</b>

CLEVELAND BROWNS					
PUNT RETURNS	NO	FC	YARDS	LG	TD
K. Johnson	1	1	5	5	0
[DOWNED]	2	0	0	0	0
[TOUCHBACK]	2	0	0	0	0
Returns	1	5	5	5	0

CLEVELAND BROWNS					
KICKOFF RETURNS	NO	FC	YARDS	LG	TD
R. Powell	3	0	46	20	0
T. Kirby	2	0	45	27	0
Returns	5	91	27	0	0

CLEVELAND BROWNS										
FUMBLES	FUM	OWN REC	YDS	TD	FF	OPP REC	YDS	TD	OUT BDS	
T. Couch	1	0	0	0	0	0	0	0	0	0
<b>Total</b>	<b>1</b>	<b>0</b>	<b>0</b>	<b>0</b>	<b>0</b>	<b>0</b>	<b>0</b>	<b>0</b>	<b>0</b>	<b>0</b>

PITTSBURGH STEELERS						
RUSHING	ATT	YDS	AVG	LG	TD	
J. Bettis	26	99	3.8	8	0	
K. Stewart	6	52	8.7	21	0	
R. Huntley	4	12	3.0	5	1	
J. Witman	1	5	5.0	5	0	
<b>Total</b>	<b>37</b>	<b>168</b>	<b>4.5</b>	<b>21</b>	<b>1</b>	

PITTSBURGH STEELERS							
PASSING	ATT	CMP	YDS	TKD/YD	TD	LG	IN
K. Stewart	32	15	137	1/7	0	15	2
<b>Total</b>	<b>32</b>	<b>15</b>	<b>137</b>	<b>1/7</b>	<b>0</b>	<b>15</b>	<b>2</b>

PITTSBURGH STEELERS						
PASS RECEIVING	NO	YRDS	AVG	LONGEST	TD	
H. Ward	4	39	9.8	13	0	
C. Hawkins	3	29	9.7	11	0	
T. Edwards	2	29	14.5	15	0	
M. Bruener	2	20	10.0	12	0	
J. Bettis	1	7	7.0	7	0	
R. Huntley	1	7	7.0	7	0	
W. Blackwell	1	4	4.0	4	0	
J. Witman	1	2	2.0	2	0	
<b>Total</b>	<b>15</b>	<b>137</b>	<b>9.1</b>	<b>15</b>	<b>0</b>	

PITTSBURGH STEELERS				
INTERCEPTIONS	NO	YARDS	LONGEST	TD
S. Shields	1	15	15	0
<b>Total</b>	<b>1</b>	<b>15</b>	<b>15</b>	<b>0</b>

PITTSBURGH STEELERS						
PUNTING	NO	YDS	AVG	TB	IN20	LG
J. Miller	6	240	40.0	2	2	53
<b>Total</b>	<b>6</b>	<b>240</b>	<b>40.0</b>	<b>2</b>	<b>2</b>	<b>53</b>

PITTSBURGH STEELERS					
PUNT RETURNS	NO	FC	YARDS	LG	TD
T. Edwards	4	0	73	48	0
C. Hawkins	2	1	14	14	0
[OUT OF BOUNDS]	1	0	0	0	0
Returns	6	87	48	0	0

PITTSBURGH STEELERS					
KICKOFF RETURNS	NO	FC	YARDS	LG	TD
T. Edwards	3	0	43	25	0
Returns	3	43	25	0	0

PITTSBURGH STEELERS										
FUMBLES	FUM	OWN REC	YDS	TD	FF	OPP REC	YDS	TD	OUT BDS	
J. Gildon	0	0	0	0	1	0	0	0	0	0
O. Roye	0	0	0	0	0	1	0	0	0	0
<b>Total</b>	<b>0</b>	<b>0</b>	<b>0</b>	<b>0</b>	<b>1</b>	<b>1</b>	<b>0</b>	<b>0</b>	<b>0</b>	<b>0</b>



## 1999 GAME SUMMARIES - WEEK-BY-WEEK

### CLEVELAND BROWNS DEFENSIVE STATISTICS

Name	Total	Solo	Assist	FF	FR	Sacks	Yards	Int.	Yards	Hits	PBU
Wali Rainer	11	7	4	0	0	0.0	0.0	0	0	0	0
Jamir Miller	10	8	2	0	0	1.0	7.0	0	0	0	1
Rahim Abdullah	8	7	1	0	0	0.0	0.0	0	0	1	1
Corey Fuller	6	4	2	0	0	0.0	0.0	0	0	0	3
Marquis Smith	6	5	1	0	0	0.0	0.0	0	0	0	1
Derrick Alexander	5	1	4	0	0	0.0	0.0	0	0	2	0
Dayton McCutcheon	5	5	0	0	0	0.0	0.0	0	0	0	1
John Jurkovic	4	2	2	0	0	0.0	0.0	0	0	0	0
John Thierry	4	2	2	0	0	0.0	0.0	1	8	1	0
Stalin Colinet	3	1	2	0	0	0.0	0.0	0	0	3	0
Ryan McNeil	3	3	0	0	0	0.0	0.0	0	0	0	1
Mike Thompson	3	1	2	0	0	0.0	0.0	0	0	0	0
Hurvin McCormack	2	0	2	0	0	0.0	0.0	0	0	0	0
Marquez Pope	2	1	1	0	0	0.0	0.0	1	13	0	0
James Williams	2	1	1	0	0	0.0	0.0	0	0	0	0
Marlon Forbes	1	0	1	0	0	0.0	0.0	0	0	0	0
Arnold Miller	1	1	0	0	0	0.0	0.0	0	0	0	0
Raymond Jackson	0	0	0	0	0	0.0	0.0	0	0	0	0
Antonio Langham	0	0	0	0	0	0.0	0.0	0	0	0	0
Marcus Spriggs	0	0	0	0	0	0.0	0.0	0	0	1	0

### CLEVELAND BROWNS SPECIAL TEAMS TACKLES

Name	Total	Solo	Assist	FF	FR
Tarek Saleh	3	2	1	0	0
Rahim Abdullah	2	2	0	0	0
Marc Edwards	2	2	0	0	0
Raymond Jackson	1	1	0	0	0
Leroy Jones	1	0	1	0	0
Antonio Langham	1	1	0	0	0
Arnold Miller	1	1	0	0	0
Marquis Smith	1	0	1	0	0

### FINAL TEAM STATISTICS

	VISITOR BROWNS	HOME STEELERS
TOTAL FIRST DOWNS	14	17
By Rushing	4	8
By Passing	8	9
By Penalty	2	0
THIRD DOWN EFFICIENCY	3-12-25%	5-15-33%
FOURTH DOWN EFFICIENCY	0-0-0%	0-0-0%
TOTAL NET YARDS	235	298
Total Offensive Plays (inc. times thrown passing)	55	70
Average gain per offensive play	4.3	4.3
NET YARDS RUSHING	74	168
Total Rushing Plays	21	37
Average gain per rushing play	3.5	4.5
Tackles for a loss - number and yards	2-2	3-5
NET YARDS PASSING	161	130
Times thrown - yards lost attempting to pass	6-38	1-7
Gross yards passing	199	137
PASS ATTEMPTS-COMPLETIONS-HAD INTERCEPTED	28-18-1	32-15-2
Average gain per pass play (inc. # thrown passing)	4.7	3.9
KICKOFFS Number-In End Zone-Touchbacks	3-0-0	5-0-0
PUNTS Number and Average	8-43.4	6-40
Had Blocked	0	0
FGs - PATS Had Blocked	0-0	0-0
Net punting average	32.5	32.5
TOTAL RETURN YARDAGE (Not Including Kickoffs)	26	102
No. and Yards Punt Returns	1-5	6-87
No. and Yards Kickoff Returns	5-91	3-43
No. and Yards Interception Returns	2-21	1-15
PENALTIES Number and Yards	6-64	9-95
FUMBLES Number and Lost	1-1	0-0
TOUCHDOWNS	2	1
Rushing	0	1
Passing	2	0
EXTRA POINTS Made-Attempts	1-2	0-1
Kicking Made-Attempts	1-1	0-0
Rushing Made-Attempts	0-1	0-1
FIELD GOALS Made-Attempts	1-1	3-3
SAFETIES	0	0
FINAL SCORE	16	15
TIME OF POSSESSION	26:45	33:15

# 1999 REVIEW

## 1999 GAME SUMMARIES - WEEK-BY-WEEK

### 11 CAROLINA PANTHERS 31, CLEVELAND BROWNS 17 Nov. 21, 1999 • CLEVELAND BROWNS STADIUM • ATTENDANCE: 72,818

#### STARTING LINEUPS

CAROLINA PANTHERS				CLEVELAND BROWNS			
OFFENSE		DEFENSE		OFFENSE		DEFENSE	
WR 87 M. Muhammad	LDE 96 A. Edwards	WR 85 K. Johnson	LE 53 J. Thierry				
LT 75 C. Jones	LDI 90 T. Morabito	LT 79 S. Rehberg	LT 93 S. Colinet				
LG 67 B. Stoltenberg	RDT 94 S. Gilbert	LG 71 J. Pyne	RT 67 J. Jurkovic				
C 65 F. Garcia	RDE 99 C. Wiley	C 64 D. Wohlabaugh	RE 94 D. Alexander				
RG 61 A. Redmond	SLB 91 K. Greene	RG 72 S. Zahursky	LLB 55 R. Abdullah				
RT 70 C. Terry	MLB 95 D. Wells	RT 77 O. Brown	MLB 58 W. Rainer				
TE 85 W. Walls	WLB 56 M. Barrow	TE 82 I. Smith	RLB 95 J. Miller				
WR 83 P. Jeffers	LCB 25 E. Davis	WR 84 D. Chiaverini	LCB 47 R. McNeil				
QB 7 S. Beuerlein	RCB 33 D. Evans	QB 2 T. Couch	RCB 33 D. McCutcheon				
FB 40 W. Floyd	SS 46 B. Alexander	RB 27 K. Abdul-Jabbar	SS 23 M. Pope				
RB 21 T. Biakabutuka	FS 30 M. Minter	FB 44 M. Edwards	FS 24 C. Fuller				

	1	2	3	4	TOTAL
Carolina Panthers	3	14	7	31	31
Cleveland Browns	0	3	0	14	17

Team	Qtr	Clock Time	SCORING PLAY		SCORE	
			Visitor	Home		
PANTHERS	1	12:04	J. Kasay 44 yd. Field Goal (8-49, 2:56)	3	0	
BROWNS	2	14:57	P. Dawson 23 yd. Field Goal (13-66, 7:10)	3	3	
PANTHERS	2	10:51	W. Floyd 1 yd. run (J.Kasay, kick) (7-51, 4:06)	10	3	
PANTHERS	2	0:18	W. Walls 8 yd. pass from S. Beuerlein (J. Kasay, kick) (13-60, 5:10)	17	3	
PANTHERS	3	8:13	B. Kinchen 1 yd. pass from S. Beuerlein (J. Kasay, kick) (10-77, 5:42)	24	3	
PANTHERS	4	13:14	W. Floyd 1 yd. run (J. Kasay, kick) (11-54, 6:43)	31	3	
BROWNS	4	5:21	T. Kirby 2 yd. run (P. Dawson, kick) (10-62, 3:28)	31	10	
BROWNS	4	0:10	D. Chiaverini 12 yd. pass from T. Couch (P. Dawson, kick) (12-80, 2:09)	31	17	

#### FINAL INDIVIDUAL STATISTICS

CAROLINA PANTHERS						CLEVELAND BROWNS									
RUSHING	ATT	YDS	AVG	LG	TD	RUSHING	ATT	YDS	AVG	LG	TD				
T. Biakabutuka	17	93	5.5	25	0	T. Couch	5	27	5.4	19	0				
F. Lane	3	12	4.0	6	0	T. Kirby	6	22	3.7	8	1				
W. Floyd	6	8	1.3	4	2	K. Abdul-Jabbar	7	11	1.6	5	0				
A. Johnson	1	6	6.0	6	0										
S. Beuerlein	1	4	4.0	4	0										
J. Lewis	2	3	1.5	4	0										
E. Metcalf	1	3	3.0	3	0										
<b>Total</b>	<b>31</b>	<b>129</b>	<b>4.2</b>	<b>25</b>	<b>2</b>	<b>Total</b>	<b>18</b>	<b>60</b>	<b>3.3</b>	<b>19</b>	<b>1</b>				
PASSING	ATT	CMP	YDS	TKD/YD	TD	LG	IN	PASSING	ATT	CMP	YDS	TKD/YD	TD	LG	IN
S. Beuerlein	27	21	199	1/3	2	23	0	T. Couch	46	29	259	1/2	1	23	2
J. Lewis	3	2	11	1/6	0	12	0								
<b>Total</b>	<b>30</b>	<b>23</b>	<b>210</b>	<b>2/9</b>	<b>2</b>	<b>23</b>	<b>0</b>	<b>Total</b>	<b>46</b>	<b>29</b>	<b>259</b>	<b>1/2</b>	<b>1</b>	<b>23</b>	<b>2</b>
PASS RECEIVING	NO	YRDS	AVG	LONGEST	TD	PASS RECEIVING	NO	YRDS	AVG	LONGEST	TD				
M. Muhammad	7	72	10.3	23	0	T. Kirby	9	79	8.8	18	0				
W. Walls	4	39	9.8	12	1	D. Chiaverini	8	72	9.0	13	1				
T. Biakabutuka	3	42	14.0	21	0	K. Johnson	5	55	11.0	23	0				
P. Jeffers	3	34	11.3	19	0	I. Smith	2	26	13.0	18	0				
A. Johnson	2	11	5.5	12	0	M. Edwards	2	4	2.0	5	0				
W. Floyd	2	10	5.0	8	0	K. Abdul-Jabbar	2	2	1.0	5	0				
B. Kinchen	2	2	1.0	1	1	M. Campbell	1	21	21.0	21	0				
<b>Total</b>	<b>23</b>	<b>210</b>	<b>9.1</b>	<b>23</b>	<b>2</b>	<b>Total</b>	<b>29</b>	<b>259</b>	<b>8.9</b>	<b>23</b>	<b>1</b>				
INTERCEPTIONS	NO	YARDS	LONGEST	TD	INTERCEPTIONS	NO	YARDS	LONGEST	TD						
E. Davis	1	16	16	0											
B. Alexander	1	0	0	0											
<b>Total</b>	<b>2</b>	<b>16</b>	<b>16</b>	<b>0</b>	<b>Total</b>	<b>0</b>	<b>0</b>	<b>0</b>	<b>0</b>						
PUNTING	NO	YDS	AVG	TB	IN20	LG	PUNTING	NO	YDS	AVG	TB	IN20	LG		
K. Walter	3	91	30.3	0	0	39	C. Gardocki	3	153	51.0	0	0	53		
<b>Total</b>	<b>3</b>	<b>91</b>	<b>30.3</b>	<b>0</b>	<b>0</b>	<b>39</b>	<b>Total</b>	<b>3</b>	<b>153</b>	<b>51.0</b>	<b>0</b>	<b>0</b>	<b>53</b>		
PUNT RETURNS	NO	FC	YARDS	LG	TD	PUNT RETURNS	NO	FC	YARDS	LG	TD				
E. Metcalf	3	0	26	14	0	K. Johnson	0	2	0	0	0				
						[DOWNED]	1	0	0	0	0				
<b>Returns</b>	<b>3</b>		<b>26</b>	<b>14</b>	<b>0</b>	<b>Returns</b>	<b>0</b>		<b>0</b>	<b>0</b>	<b>0</b>				
KICKOFF RETURNS	NO	FC	YARDS	LG	TD	KICKOFF RETURNS	NO	FC	YARDS	LG	TD				
E. Metcalf	1	0	31	31	0	R. Powell	3	0	66	26	0				
M. Bates	1	0	28	28	0	T. Kirby	2	0	43	26	0				
K. Mangum	1	0	7	7	0	I. Smith	1	0	6	6	0				
<b>Returns</b>	<b>3</b>		<b>66</b>	<b>31</b>	<b>0</b>	<b>Returns</b>	<b>6</b>		<b>115</b>	<b>26</b>	<b>0</b>				



## 1999 GAME SUMMARIES - WEEK-BY-WEEK

CAROLINA PANTHERS										CLEVELAND BROWNS									
FUMBLES	OWN			OPP			OUT			FUMBLES	OWN			OPP			OUT		
	FUM	REC	YDS	TD	FF	REC	YDS	TD	BDS		FUM	REC	YDS	TD	FF	REC	YDS	TD	BDS
M. Muhammad	1	0	0	0	0	0	0	0	0	A. Langham	0	0	0	0	1	0	0	0	0
M. Minter	0	0	0	0	1	0	0	0	0	R. McNeil	0	0	0	0	0	1	0	0	0
										T. Couch	1	0	0	0	0	0	0	0	0
										D. Chiavenni	0	1	0	0	0	0	0	0	0
<b>Total</b>	<b>1</b>	<b>0</b>	<b>0</b>	<b>0</b>	<b>1</b>	<b>0</b>	<b>0</b>	<b>0</b>	<b>0</b>	<b>Total</b>	<b>1</b>	<b>1</b>	<b>0</b>	<b>0</b>	<b>1</b>	<b>1</b>	<b>0</b>	<b>0</b>	<b>0</b>

### CLEVELAND BROWNS DEFENSIVE STATISTICS

Name	Total	Solo	Assist	FF	FR	Sacks	Yards	Int.	Yards	Hits	PBU
Jamir Miller	14	10	4	0	0	0.0	0.0	0	0	0	0
Wali Rainer	12	8	4	0	0	0.0	0.0	0	0	0	0
Corey Fuller	5	4	1	0	0	0.0	0.0	0	0	0	0
Rahim Abdullah	4	3	1	0	0	0.0	0.0	0	0	0	0
Darius Holland	4	2	2	0	0	0.0	0.0	0	0	0	0
Antonio Langham	4	2	2	1	0	0.0	0.0	0	0	0	0
Daylon McCutcheon	4	2	2	0	0	0.0	0.0	0	0	0	0
Ryan McNeil	4	2	2	0	1	0.0	0.0	0	0	0	0
Derrick Alexander	3	3	0	0	0	0.0	0.0	0	0	1	1
Stalin Colinet	2	1	1	0	0	0.0	0.0	0	0	0	0
Marlon Forbes	2	1	1	0	0	0.0	0.0	0	0	0	0
Marquis Smith	2	0	2	0	0	0.0	0.0	0	0	0	0
Marcus Spriggs	2	1	1	0	0	0.0	0.0	0	0	0	0
John Thierry	2	2	0	0	0	1.0	6.0	0	2	2	0
Roy Barker	1	1	0	0	0	1.0	3.0	0	2	2	0
John Jurkovic	1	1	0	0	0	0.0	0.0	0	0	0	0
Hurvin McCormack	1	1	0	0	0	0.0	0.0	0	0	1	0
Marquez Pope	1	1	0	0	0	0.0	0.0	0	0	0	0
James Williams	1	1	0	0	0	0.0	0.0	0	0	0	0
Raymond Jackson	0	0	0	0	0	0.0	0.0	0	0	0	0
Lenoy Jones	0	0	0	0	0	0.0	0.0	0	0	0	0
Earl Little	0	0	0	0	0	0.0	0.0	0	0	0	0

### CLEVELAND BROWNS SPECIAL TEAMS TACKLES

Name	Total	Solo	Assist	FF	FR
Raymond Jackson	2	1	1	0	0
Tarek Saleh	2	2	0	0	0
Mark Campbell	1	1	0	0	0
Phil Dawson	1	1	0	0	0
Earl Little	1	1	0	0	0
Marquis Smith	1	1	0	0	0

### FINAL TEAM STATISTICS

	VISITOR PANTHERS	HOME BROWNS
TOTAL FIRST DOWNS	22	22
By Rushing	8	4
By Passing	12	15
By Penalty	2	3
THIRD DOWN EFFICIENCY	6-12-50%	6-12-50%
FOURTH DOWN EFFICIENCY	1-1-100%	1-1-100%
TOTAL NET YARDS	330	317
Total Offensive Plays (inc. times thrown passing)	63	65
Average gain per offensive play	5.2	4.9
NET YARDS RUSHING	129	60
Total Rushing Plays	31	18
Average gain per rushing play	4.2	3.3
Tackles for a loss - number and yards	3-5	3-7
NET YARDS PASSING	201	257
Times thrown - yards lost attempting to pass	2-9	1-2
Gross yards passing	210	259
PASS ATTEMPTS-COMPLETIONS-HAD INTERCEPTED	30-23-0	46-29-2
Average gain per pass play (inc. # thrown passing)	6.3	5.5
KICKOFFS Number-In End Zone-Touchbacks	6-0-0	4-0-0
PUNTS Number and Average	3-30.3	3-51
Had Blocked	0	0
FGs - PATs Had Blocked	0-0	0-0
Net punting average	30.3	42.3
TOTAL RETURN YARDAGE (Not Including Kickoffs)	42	0
No. and Yards Punt Returns	3-26	0-0
No. and Yards Kickoff Returns	3-66	6-115
No. and Yards Interception Returns	2-16	0-0
PENALTIES Number and Yards	4-23	4-20
FUMBLES Number and Lost	1-1	1-0
TOUCHDOWNS	4	2
Rushing	2	1
Passing	2	1
EXTRA POINTS Made-Attempts	4-4	2-2
Kicking Made-Attempts	4-4	2-2
FIELD GOALS Made-Attempts	1-1	1-2
SAFETIES	0	0
FINAL SCORE	31	17
TIME OF POSSESSION	32:53	27:07

# 1999 REVIEW

## 1999 GAME SUMMARIES - WEEK-BY-WEEK

# 12

**TENNESSEE TITANS 33, CLEVELAND BROWNS 21**  
 Nov. 28, 1999 • CLEVELAND BROWNS STADIUM • ATTENDANCE: 72,008

### STARTING LINEUPS

TENNESSEE TITANS				CLEVELAND BROWNS			
OFFENSE		DEFENSE		OFFENSE		DEFENSE	
WR 87	K. Dyson	LE 90	J. Kearse	WR 85	K. Johnson	LE 53	J. Thierry
LT 72	B. Hopkins	LT 91	J. Evans	LT 68	C. Ruhman	LT 73	D. Holland
LG 74	B. Matthews	RT 97	J. Fisk	LG 71	J. Pyne	RT 93	S. Colinet
C 60	K. Long	RE 99	K. Holmes	C 64	D. Wohlabaugh	RE 94	D. Alexander
RG 75	B. Olson	LLB 55	E. Robinson	RG 72	S. Zahursky	LLB 55	R. Abdullah
RT 69	J. Runyan	MLB 52	B. Wortham	RT 77	O. Brown	MLB 58	W. Rainer
TE 89	F. Wycheck	RLB 58	J. Bowden	TE 82	I. Smith	RLB 95	J. Miller
WR 83	I. Byrd	LCB 25	D. Walker	TE 83	M. Campbell	LCB 47	R. McNeil
QB 9	S. McNair	RCB 21	S. Rolle	QB 2	T. Couch	RCB 33	D. McCutcheon
FB 41	L. Neal	SS 23	B. Bishop	RB 27	K. Abdul-Jabbar	SS 23	M. Pope
RB 27	E. George	FS 31	M. Robertson	FB 44	M. Edwards	FS 24	C. Fuller

	1	2	3	4	TOTAL
Tennessee Titans	7	6	13	7	33
Cleveland Browns	0	14	0	7	21

Team	Qtr	Clock Time	SCORING PLAY	SCORE	
				Visitor	Home
TITANS	1	10:18	E. George 14 yd. run (DelGreco, kick) (10-67, 4:42)	7	0
BROWNS	2	11:52	T. Couch 4 yd. run (P. Dawson, kick) (15-86, 8:47)	7	7
BROWNS	2	9:26	T. Kirby 78 yd. pass from T. Couch (P. Dawson, kick) (2-80, 0:47)	7	14
TITANS	2	3:32	DelGreco 27 yd. Field Goal (11-60, 5:54)	10	14
TITANS	2	0:05	DelGreco 31 yd. Field Goal (10-44, 1:41)	13	14
TITANS	3	9:58	S. McNair 1 yd. run (DelGreco, kick) (4-21, 1:56)	20	14
TITANS	3	1:37	D. Mason 65 yd. punt return (Two-Pt Attempt Failed)	26	14
TITANS	4	3:29	E. George 5 yd. run (DelGreco, kick) (8-46, 4:10)	33	14
BROWNS	4	0:15	D. Chiaverini 6 yd. pass from T. Couch (P. Dawson, kick) (14-65, 3:14)	33	21

### FINAL INDIVIDUAL STATISTICS

TENNESSEE TITANS					
RUSHING	ATT	YDS	AVG	LG	TD
E. George	26	113	4.3	16	2
S. McNair	7	45	6.4	12	1
<b>Total</b>	<b>33</b>	<b>158</b>	<b>4.8</b>	<b>16</b>	<b>3</b>

PASSING	ATT	CMP	YDS	TKD/YD	TD	LG	IN
S. McNair	36	18	179	0/0	0	27	0
<b>Total</b>	<b>36</b>	<b>18</b>	<b>179</b>	<b>0/0</b>	<b>0</b>	<b>27</b>	<b>0</b>

PASS RECEIVING	NO	YRDS	AVG	LONGEST	TD
K. Dyson	4	42	10.5	15	0
J. Harris	3	44	14.7	27	0
D. Mason	3	28	9.3	20	0
F. Wycheck	3	27	9.0	14	0
E. George	3	21	7.0	10	0
J. Kent	2	17	8.5	11	0
<b>Total</b>	<b>18</b>	<b>179</b>	<b>9.9</b>	<b>27</b>	<b>0</b>

INTERCEPTIONS	NO	YARDS	LONGEST	TD
<b>Total</b>	<b>0</b>	<b>0</b>	<b>0</b>	<b>0</b>

PUNTING	NO	YDS	AVG	TB	IN20	LG
C. Hentrich	4	191	47.8	0	2	59
<b>Total</b>	<b>4</b>	<b>191</b>	<b>47.8</b>	<b>0</b>	<b>2</b>	<b>59</b>

PUNT RETURNS	NO	FC	YARDS	LG	TD
D. Mason	5	0	98	65	1
[OUT OF BOUNDS]	1	0	0	0	0
<b>Returns</b>	<b>5</b>	<b>0</b>	<b>98</b>	<b>65</b>	<b>1</b>

KICKOFF RETURNS	NO	FC	YARDS	LG	TD
D. Mason	3	0	65	32	0
L. Neal	0	0	0	0	0

Returns	3	65	32	0
---------	---	----	----	---

CLEVELAND BROWNS					
RUSHING	ATT	YDS	AVG	LG	TD
K. Abdul-Jabbar	15	35	2.3	12	0
T. Couch	5	29	5.8	11	1
T. Kirby	4	17	4.3	10	0
<b>Total</b>	<b>24</b>	<b>81</b>	<b>3.4</b>	<b>12</b>	<b>1</b>

PASSING	ATT	CMP	YDS	TKD/YD	TD	LG	IN
T. Couch	35	19	261	7/34	2	78	0
<b>Total</b>	<b>35</b>	<b>19</b>	<b>261</b>	<b>7/34</b>	<b>2</b>	<b>78</b>	<b>0</b>

PASS RECEIVING	NO	YRDS	AVG	LONGEST	TD
K. Johnson	5	84	16.8	26	0
D. Chiaverini	5	57	11.4	18	1
T. Kirby	4	87	21.8	78	1
M. Campbell	2	25	12.5	15	0
M. Edwards	1	4	4.0	4	0
I. Smith	1	3	3.0	3	0
K. Abdul-Jabbar	1	1	1.0	1	0
<b>Total</b>	<b>19</b>	<b>261</b>	<b>13.7</b>	<b>78</b>	<b>2</b>

INTERCEPTIONS	NO	YARDS	LONGEST	TD
<b>Total</b>	<b>0</b>	<b>0</b>	<b>0</b>	<b>0</b>

PUNTING	NO	YDS	AVG	TB	IN20	LG
C. Gardocki	6	232	38.7	0	1	49
<b>Total</b>	<b>6</b>	<b>232</b>	<b>38.7</b>	<b>0</b>	<b>1</b>	<b>49</b>

PUNT RETURNS	NO	FC	YARDS	LG	TD
K. Johnson	2	1	9	5	0
[DOWNED]	1	0	0	0	0
<b>Returns</b>	<b>2</b>	<b>0</b>	<b>9</b>	<b>5</b>	<b>0</b>

KICKOFF RETURNS	NO	FC	YARDS	LG	TD
M. Hill	2	0	41	21	0
T. Saleh	2	0	24	12	0
T. Kirby	1	0	20	20	0
R. Powell	1	0	19	19	0
M. Campbell	1	0	8	8	0
<b>Returns</b>	<b>7</b>	<b>0</b>	<b>112</b>	<b>21</b>	<b>0</b>



## 1999 GAME SUMMARIES - WEEK-BY-WEEK

TENNESSEE TITANS										CLEVELAND BROWNS									
FUMBLES	FUM	OWN REC	YDS	TD	FF	REC	YDS	TD	OUT BDS	FUMBLES	FUM	OWN REC	YDS	TD	FF	REC	YDS	TD	OUT BDS
D. Sidney	0	0	0	0	1	0	0	0	0	T. Couch	3	2	0	0	0	0	0	0	0
G. Favors	0	0	0	0	0	1	0	0	0	K. Johnson	1	0	0	0	0	0	0	0	0
J. Kearse	0	0	0	0	1	0	0	0	0	D. Holland	0	0	0	0	1	0	0	0	0
J. Evans	0	0	0	0	0	1	0	0	0	M. Thompson	0	0	0	0	0	1	0	0	0
E. George	1	0	0	0	0	0	0	0	0	T. Kirby	1	1	0	0	0	0	0	0	0
<b>Total</b>	<b>1</b>	<b>0</b>	<b>0</b>	<b>0</b>	<b>2</b>	<b>2</b>	<b>0</b>	<b>0</b>	<b>0</b>	<b>Total</b>	<b>5</b>	<b>3</b>	<b>0</b>	<b>0</b>	<b>1</b>	<b>1</b>	<b>0</b>	<b>0</b>	<b>0</b>

### CLEVELAND BROWNS DEFENSIVE STATISTICS

Name	Total	Solo	Assist	FF	FR	Sacks	Yards	Int.	Yards	Hits	PBU
Wali Rainer	8	5	3	0	0	0.0	0.0	0	0	0	0
Marquez Pope	6	6	0	0	0	0.0	0.0	0	0	0	0
Derrick Alexander	5	2	3	0	0	0.0	0.0	0	0	1	0
Ryan McNeil	5	3	2	0	0	0.0	0.0	0	0	0	2
Jamir Miller	5	4	1	0	0	0.0	0.0	0	0	1	0
Darius Holland	4	1	3	1	0	0.0	0.0	0	0	0	2
Corey Fuller	3	2	1	0	0	0.0	0.0	0	0	0	0
Hurvin McCormack	3	2	1	0	0	0.0	0.0	0	0	0	0
Daylon McCutcheon	3	3	0	0	0	0.0	0.0	0	0	0	0
Marquis Smith	3	2	1	0	0	0.0	0.0	0	0	0	0
John Thierry	3	3	0	0	0	0.0	0.0	0	0	1	0
Mike Thompson	3	3	0	0	1	0.0	0.0	0	0	0	0
Rahim Abdullah	2	2	0	0	0	0.0	0.0	0	0	0	0
Stalin Colinet	2	0	2	0	0	0.0	0.0	0	0	1	1
Roy Barker	1	1	0	0	0	0.0	0.0	0	0	1	0
Marlon Forbes	1	0	1	0	0	0.0	0.0	0	0	0	0
Bill Duff	0	0	0	0	0	0.0	0.0	0	0	0	0
Raymond Jackson	0	0	0	0	0	0.0	0.0	0	0	0	0
Antonio Langham	0	0	0	0	0	0.0	0.0	0	0	0	0
Earl Little	0	0	0	0	0	0.0	0.0	0	0	0	0
James Williams	0	0	0	0	0	0.0	0.0	0	0	0	1

### CLEVELAND BROWNS SPECIAL TEAMS TACKLES

Name	Total	Solo	Assist	FF	FR
Lenoy Jones	2	2	0	0	0
Tarek Saleh	2	2	0	0	0
Raymond Jackson	1	1	0	0	0
Antonio Langham	1	1	0	0	0
Ronnie Powell	1	1	0	0	0

### FINAL TEAM STATISTICS

	VISITOR TITANS	HOME BROWNS
TOTAL FIRST DOWNS	22	18
By Rushing	10	5
By Passing	11	12
By Penalty	1	1
THIRD DOWN EFFICIENCY	4-13-31%	5-15-33%
FOURTH DOWN EFFICIENCY	2-2-100%	2-3-67%
TOTAL NET YARDS	337	308
Total Offensive Plays (inc. times thrown passing)	69	66
Average gain per offensive play	4.9	4.7
NET YARDS RUSHING	158	81
Total Rushing Plays	33	24
Average gain per rushing play	4.8	3.4
Tackles for a loss - number and yards	3-4	0-0
NET YARDS PASSING	179	227
Times thrown - yards lost attempting to pass	0-0	7-34
Gross yards passing	179	261
PASS ATTEMPTS-COMPLETIONS-HAD INTERCEPTED	36-18-0	35-19-0
Average gain per pass play (inc. # thrown passing)	5.0	5.4
KICKOFFS Number-In End Zone-Touchbacks	7-0-0	4-0-0
PUNTS Number and Average	4-47.8	6-38.7
Had Blocked	0	0
FGs - PATs Had Blocked	0-0	0-0
Net punting average	45.5	22.3
TOTAL RETURN YARDAGE (Not Including Kickoffs)	98	9
No. and Yards Punt Returns	5-98	2-9
No. and Yards Kickoff Returns	3-65	7-112
No. and Yards Interception Returns	0-0	0-0
PENALTIES Number and Yards	4-18	5-30
FUMBLES Number and Lost	1-1	5-2
TOUCHDOWNS	4	3
Rushing	3	1
Passing	0	2
Punt Returns	1	0
EXTRA POINTS Made-Attempts	3-4	3-3
Kicking Made-Attempts	3-3	3-3
Rushing Made-Attempts	0-1	0-0
FIELD GOALS Made-Attempts	2-3	0-0
SAFETIES	0	0
FINAL SCORE	33	21
TIME OF POSSESSION	32:36	27:24

# 1999 REVIEW

## 1999 GAME SUMMARIES - WEEK-BY-WEEK

# 13

### SAN DIEGO CHARGERS 23, CLEVELAND BROWNS 10

Dec. 5, 1999 • QUALCOMM STADIUM

#### STARTING LINEUPS

CLEVELAND BROWNS				SAN DIEGO CHARGERS			
OFFENSE		DEFENSE		OFFENSE		DEFENSE	
WR 85 K. Johnson	LE 53 J.Thierry	WR 84 R. Davis	LE 95 A. Fontenot				
LT 79 S. Rehberg	SS 21 M. Smith	LT 65 J. Jackson	LT 76 J. Williams				
LG 71 J. Pyne	RT 93 S. Colinet	LG 73 A. Taylor	RT 97 J. Parrella				
C 64 D. Wohlabough	RE 94 D. Alexander	C 67 R. Fortin	RE 99 R. Johnson				
RG 72 S. Zahursky	CB 38 A. Langham	RG 71 D. Graham	OLB 51 G. Dixon				
RT 77 O. Brown	FS 39 M. Forbes	RT 70 V. Parker	ILB 24 F. Brown				
TE 82 I. Smith	RLB 95 J. Miller	TE 88 F. Jones	ILB 31 J. Perry				
WR 84 D. Chiverini	LCB 47 R. McNeil	WR 86 M. Ricks	LCB 26 D. Lewis				
QB 2 T. Couch	RCB 33 D. McCutcheon	HB 4 J. Harbaugh	RCB 22 J. Spencer				
RB 42 T. Kirby	SS 23 M. Pope	FB 44 F. McCrary	SS 42 G. Jackson				
WR 87 Z. Davis	FS 24 C. Fuller	RB 43 K. Bynum	FS 38 M. Dumas				

	1	2	3	4	TOTAL
Cleveland Browns	3	7	0	4	10
San Diego Chargers	3	10	3	7	23

Team	Qtr	Clock Time	SCORING PLAY		SCORE	
			Visitor	Home		
BROWNS	1	9:30	P. Dawson 33 yd. Field Goal (12-45, 5:30)	3	0	
CHARGERS	1	1:08	J. Carney 44 yd. Field Goal (6-27, 2:04)	3	3	
CHARGERS	2	8:01	J. Carney 19 yd. Field Goal (9-63, 4:48)	3	6	
CHARGERS	2	2:11	K. Bynum 1 yd. run (J. Carney, kick) (9-42, 3:26)	3	13	
BROWNS	2	0:06	K. Johnson 19 yd. pass from T. Couch (P. Dawson, kick) (9-70, 2:05)	10	13	
CHARGERS	3	7:41	J. Carney 30 yd. Field Goal (15-52, 7:19)	10	16	
CHARGERS	4	6:28	J. Fazande 2 yd. run (J. Carney, kick) (11-57, 7:15)	10	23	

#### FINAL INDIVIDUAL STATISTICS

CLEVELAND BROWNS					
RUSHING	ATT	YDS	AVG	LG	TD
K. Abdul-Jabbar	10	29	2.9	5	0
T. Kirby	4	21	5.3	12	0
T. Couch	1	4	4.0	4	0
M. Edwards	1	1	1.0	1	0
<b>Total</b>	<b>16</b>	<b>55</b>	<b>3.4</b>	<b>12</b>	<b>0</b>

PASSING	ATT	CMP	YDS	TKD/YD	TD	LG	IN
T. Couch	29	18	184	6/37	1	23	2
K. Johnson	1	0	0	0/0	0	0	0
<b>Total</b>	<b>30</b>	<b>18</b>	<b>184</b>	<b>6/37</b>	<b>1</b>	<b>23</b>	<b>2</b>

PASS RECEIVING	NO	YRDS	AVG	LONGEST	TD
T. Kirby	5	43	8.6	23	0
K. Johnson	5	41	8.2	19	1
D. Chiverini	4	46	11.5	18	0
K. Abdul-Jabbar	1	21	21.0	21	0
I. Smith	1	16	16.0	16	0
M. Campbell	1	12	12.0	12	0
M. Edwards	1	5	5.0	5	0
<b>Total</b>	<b>18</b>	<b>184</b>	<b>10.2</b>	<b>23</b>	<b>1</b>

INTERCEPTIONS	NO	YARDS	LONGEST	TD
D. Lewis	1	5	5	0
J. Spencer	1	0	0	0
<b>Total</b>	<b>0</b>	<b>0</b>	<b>0</b>	<b>0</b>

PUNTING	NO	YDS	AVG	TB	IN20	LG
C. Gardocki	5	223	44.6	0	1	54
<b>Total</b>	<b>5</b>	<b>223</b>	<b>44.6</b>	<b>0</b>	<b>1</b>	<b>54</b>

PUNT RETURNS	NO	FC	YARDS	LG	TD
K. Johnson	1	1	7	7	0
[OUT OF BOUNDS]	1	0	0	0	0
<b>Returns</b>	<b>1</b>	<b>1</b>	<b>7</b>	<b>7</b>	<b>0</b>

KICKOFF RETURNS	NO	FC	YARDS	LG	TD
R. Powell	4	0	81	23	0
M. Hill	2	0	36	25	0
<b>Returns</b>	<b>6</b>	<b>0</b>	<b>117</b>	<b>25</b>	<b>0</b>

FUMBLES	OWN				OPP				OUT
	FUM	REC	YDS	TD	FF	REC	YDS	TD	
J. Thierry	0	0	0	0	2	0	0	0	0
T. Couch	1	1	0	0	0	0	0	0	0
R. McNeil	0	0	0	0	0	1	0	0	0
<b>Total</b>	<b>1</b>	<b>1</b>	<b>0</b>	<b>0</b>	<b>2</b>	<b>1</b>	<b>0</b>	<b>0</b>	<b>0</b>

SAN DIEGO CHARGERS					
RUSHING	ATT	YDS	AVG	LG	TD
K. Bynum	17	60	3.5	16	1
J. Fazande	12	42	3.5	6	1
T. Fletcher	9	28	3.1	16	0
J. Harbaugh	6	15	2.5	11	0
<b>Total</b>	<b>44</b>	<b>145</b>	<b>3.3</b>	<b>16</b>	<b>2</b>

PASSING	ATT	CMP	YDS	TKD/YD	TD	LG	IN
J. Harbaugh	23	16	161	3/18	0	36	0
R. Reed	0	0	0	1/11	0	0	0
<b>Total</b>	<b>23</b>	<b>16</b>	<b>161</b>	<b>4/29</b>	<b>0</b>	<b>36</b>	<b>0</b>

PASS RECEIVING	NO	YRDS	AVG	LONGEST	TD
J. Graham	5	82	16.4	36	0
F. Jones	4	42	10.5	20	0
F. McCrary	4	18	4.5	6	0
M. Ricks	2	18	9.0	10	0
R. Reed	1	1	1.0	1	0
<b>Total</b>	<b>16</b>	<b>161</b>	<b>10.1</b>	<b>36</b>	<b>0</b>

INTERCEPTIONS	NO	YARDS	LONGEST	TD
<b>Total</b>	<b>2</b>	<b>5</b>	<b>5</b>	<b>0</b>

PUNTING	NO	YDS	AVG	TB	IN20	LG
D. Bennett	3	109	36.3	0	1	45
<b>Total</b>	<b>3</b>	<b>109</b>	<b>36.3</b>	<b>0</b>	<b>1</b>	<b>45</b>

PUNT RETURNS	NO	FC	YARDS	LG	TD
R. Reed	3	0	49	21	0
C. Penn	1	1	11	11	0
<b>Returns</b>	<b>4</b>	<b>1</b>	<b>60</b>	<b>21</b>	<b>0</b>

KICKOFF RETURNS	NO	FC	YARDS	LG	TD
K. Bynum	1	0	29	29	0
R. Reed	1	0	10	10	0
F. McCrary	1	0	4	4	0
<b>Returns</b>	<b>3</b>	<b>0</b>	<b>43</b>	<b>29</b>	<b>0</b>

FUMBLES	OWN				OPP				OUT
	FUM	REC	YDS	TD	FF	REC	YDS	TD	
J. Harbaugh	1	0	0	0	0	0	0	0	0
V. Parker	0	1	0	0	0	0	0	0	0
R. Johnson	0	0	0	0	1	0	0	0	0
R. Reed	1	0	0	0	0	0	0	0	0
<b>Total</b>	<b>2</b>	<b>1</b>	<b>0</b>	<b>0</b>	<b>1</b>	<b>0</b>	<b>0</b>	<b>0</b>	<b>0</b>



## 1999 GAME SUMMARIES - WEEK-BY-WEEK

### CLEVELAND BROWNS DEFENSIVE STATISTICS

Name	Total	Solo	Assist	FF	FR	Sacks	Yards	Int.	Yards	Hits	PBU
Wali Rainer	16	13	3	0	0	1.0	11.0	0	0	0	0
John Thierry	8	7	1	2	0	3.0	8.0	0	0	1	0
Jamir Miller	7	4	3	0	0	0.0	0.0	0	0	1	0
Ryan McNeil	6	3	3	0	1	0.0	0.0	0	0	0	0
Darius Holland	5	1	4	0	0	0.0	0.0	0	0	0	0
Antonio Langham	5	5	0	0	0	0.0	0.0	0	0	0	0
Daylon McCutcheon	5	3	2	0	0	0.0	0.0	0	0	0	0
Rahim Abdullah	4	3	1	0	0	0.0	0.0	0	0	1	0
Derrick Alexander	4	2	2	0	0	0.0	0.0	0	0	0	0
Corey Fuller	4	3	1	0	0	0.0	0.0	0	0	0	0
Marquis Smith	4	3	1	0	0	0.0	0.0	0	0	0	0
Mike Thompson	4	2	2	0	0	0.0	0.0	0	0	0	0
Hurvin McCormack	3	2	1	0	0	0.0	0.0	0	0	0	0
Marlon Forbes	2	2	0	0	0	0.0	0.0	0	0	0	0
Marquez Pope	2	1	1	0	0	0.0	0.0	0	0	0	0
Stalin Colinet	1	1	0	0	0	0.0	0.0	0	0	0	0
Bill Duff	1	1	0	0	0	0.0	0.0	0	0	0	0
Raymond Jackson	1	1	0	0	0	0.0	0.0	0	0	0	0
James Williams	1	1	0	0	0	0.0	0.0	0	0	0	0
Roy Barker	0	0	0	0	0	0.0	0.0	0	0	2	0
Lenoy Jones	0	0	0	0	0	0.0	0.0	0	0	0	0
Earl Little	0	0	0	0	0	0.0	0.0	0	0	0	0

### CLEVELAND BROWNS SPECIAL TEAMS TACKLES

Name	Total	Solo	Assist	FF	FR
Mark Campbell	2	2	0	0	0
Lenoy Jones	2	2	0	0	0
Earl Little	2	1	1	0	0
Mark Edwards	1	1	0	0	0
Ronnie Powell	1	1	0	0	0
Tarek Saleh	1	0	1	0	0

### FINAL TEAM STATISTICS

	VISITOR BROWNS	HOME CHARGERS
TOTAL FIRST DOWNS	13	20
By Rushing	3	10
By Passing	8	7
By Penalty	2	3
THIRD DOWN EFFICIENCY	5-13-38%	7-16-44%
FOURTH DOWN EFFICIENCY	0-0-0%	1-1-100%
TOTAL NET YARDS	202	277
Total Offensive Plays (inc. times thrown passing)	52	71
Average gain per offensive play	3.9	3.9
NET YARDS RUSHING	55	145
Total Rushing Plays	16	44
Average gain per rushing play	3.4	3.3
Tackles for a loss - number and yards	3-3	1-2
NET YARDS PASSING	147	132
Times thrown - yards lost attempting to pass	6-37	4-29
Gross yards passing	184	161
PASS ATTEMPTS-COMPLETIONS-HAD INTERCEPTED	30-18-2	23-16-0
Average gain per pass play (inc. # thrown passing)	4.1	4.9
KICKOFFS Number-In End Zone-Touchbacks	3-0-0	6-0-0
PUNTS Number and Average	5-44.6	3-36.3
Had Blocked	0	0
FGs - PATs Had Blocked	0-0	0-0
Net punting average	32.6	34.0
TOTAL RETURN YARDAGE (Not Including Kickoffs)	7	65
No. and Yards Punt Returns	1-7	4-60
No. and Yards Kickoff Returns	6-117	3-43
No. and Yards Interception Returns	0-0	2-5
PENALTIES Number and Yards	13-94	7-56
FUMBLES Number and Lost	1-0	2-1
TOUCHDOWNS	1	2
Rushing	0	2
Passing	1	0
EXTRA POINTS Made-Attempts	1-1	2-2
Kicking Made-Attempts	1-1	2-2
FIELD GOALS Made-Attempts	1-2	3-3
SAFETIES	0	0
FINAL SCORE	10	23
TIME OF POSSESSION	23:20	36:40

# 1999 REVIEW

## 1999 GAME SUMMARIES - WEEK-BY-WEEK

# 14

### CINCINNATI BENGALS 44, CLEVELAND BROWNS 28

DEC. 12, 1999 • CINERGY FIELD • ATTENDANCE: 59,972

#### STARTING LINEUPS

CLEVELAND BROWNS				CINCINNATI BENGALS			
OFFENSE		DEFENSE		OFFENSE		DEFENSE	
WR 85	K. Johnson	LE 53	J. Thierry	WR 81	C. Pickens	LE 92	J. Copeland
LT 68	C. Ruhman	LT 73	D. Holland	LT 60	R. Jones	LDT 67	K. von Oelhoffen
LG 71	J. Pyne	RT 94	D. Alexander	LG 72	M. O'Dwyer	RDT 99	O. Gibson
C 64	D. Wohlabaugh	RE 99	H. McCormack	C 74	R. Braham	RE 90	M. Bankston
RG 72	S. Zahursky	LLB 55	R. Abdullah	RG 58	J. Leeuwenburg	LOLB 95	S. Foley
RT 77	O. Brown	MLB 58	W. Rainer	RT 71	W. Anderson	LILB 56	B. Simmons
TE 82	I. Smith	RLB 95	J. Miller	TE 82	T. McGee	RILB 51	T. Spikes
WR 84	D. Chiaverini	LCB 47	R. McNeil	WR 86	D. Scott	LCB 22	R. Heath
QB 2	T. Couch	RCB 33	D. McCutcheon	QB 8	J. Blake	RCB 27	A. Hawkins
FB 27	K. Abdul-Jabbar	SS 23	M. Pope	HB 28	C. Dillon	SS 40	M. Bell
FB 44	M. Edwards	FS 24	C. Fuller	FB 46	C. Groce	FS 26	C. Hall

	1	2	3	4	TOTAL
Cleveland Browns	7	8	6	7	28
Cincinnati Bengals	10	20	14	0	44

Team	Qtr	Clock Time	SCORING PLAY		SCORE	
			Visitor	Home		
BENGALS	1	7:57	D. Pelfrey 28 yd. Field Goal (11-57, 5:26)	0	3	
BENGALS	1	2:18	C. Yeast 81 yd. punt return (D. Pelfrey, kick)	0	10	
BROWNS	1	0:00	K. Abdul-Jabbar 8 yd. pass from T. Couch (P. Dawson, kick) (4-58, 2:18)	7	10	
BENGALS	2	12:11	C. Groce 1 yd. run (D. Pelfrey, kick) (7-64, 2:49)	7	17	
BENGALS	2	2:34	C. Dillon 2 yd. run (Two-Pt Attempt Failed) (10-89, 5:49)	7	23	
BROWNS	2	0:45	T. Kirby 1 yd. run (T. Couch, run) (5-58, 1:49)	15	23	
BENGALS	2	0:15	C. Dillon 2 yd. run (D. Pelfrey, kick) (3-16, 0:30)	15	30	
BENGALS	3	13:14	C. Dillon 11 yd. run (D. Pelfrey, kick) (4-69, 1:46)	15	37	
BROWNS	3	5:02	I. Smith 16 yd. pass from T. Couch (Two-Pt Attempt Failed) (4-73, 1:40)	21	37	
BENGALS	3	3:15	D. Scott 52 yd. pass from J. Blake (D. Pelfrey, kick) (5-65, 1:47)	21	44	
BROWNS	4	0:49	D. Chiaverini 19 yd. pass from T. Detmer (P. Dawson, kick) (15-93, 4:02)	28	44	

#### FINAL INDIVIDUAL STATISTICS

CLEVELAND BROWNS					
RUSHING	ATT	YDS	AVG	LG	TD
K. Abdul-Jabbar	5	10	2.0	3	0
T. Kirby	3	5	1.7	2	1
T. Detmer	1	2	2.0	2	0
M. Edwards	1	0	0.0	0	0
K. Johnson	1	-6	-6.0	-6	0
<b>Total</b>	<b>11</b>	<b>11</b>	<b>1.0</b>	<b>3</b>	<b>1</b>

PASSING	ATT	CMP	YDS	TKD/YD	TD	LG	IN
T. Couch	28	16	239	3/16	2	45	2
T. Detmer	13	6	89	0/0	1	23	0
<b>Total</b>	<b>41</b>	<b>22</b>	<b>328</b>	<b>3/16</b>	<b>3</b>	<b>45</b>	<b>2</b>

PASS RECEIVING	NO	YRDS	AVG	LONGEST	TD
K. Johnson	7	135	19.3	44	0
D. Chiaverini	4	48	12.0	19	1
I. Smith	3	33	11.0	16	1
M. Campbell	2	33	16.5	21	0
T. Kirby	2	24	12.0	23	0
K. Abdul-Jabbar	2	7	3.5	8	1
R. Powell	1	45	45.0	45	0
M. Edwards	1	3	3.0	3	0
<b>Total</b>	<b>22</b>	<b>328</b>	<b>14.9</b>	<b>45</b>	<b>3</b>

INTERCEPTIONS	NO	YARDS	LONGEST	TD
J. Copeland	1	4	4	0
G. Myers	1	0	0	0
<b>Total</b>	<b>0</b>	<b>0</b>	<b>0</b>	<b>0</b>

PUNTING	NO	YDS	AVG	TB	IN20	LG
C. Gardocki	5	223	44.6	0	1	51
<b>Total</b>	<b>5</b>	<b>223</b>	<b>44.6</b>	<b>0</b>	<b>1</b>	<b>51</b>

PUNT RETURNS	NO	FC	YARDS	LG	TD
K. Johnson	0	1	0	0	0
[DOWNED]	1	0	0	0	0
[OUT OF BOUNDS]	1	0	0	0	0
<b>Returns</b>	<b>0</b>	<b>0</b>	<b>0</b>	<b>0</b>	<b>0</b>

KICKOFF RETURNS	NO	FC	YARDS	LG	TD
R. Powell	3	0	69	25	0
M. Hill	2	0	28	16	0
T. Saleh	1	0	11	11	0
M. Campbell	1	0	10	10	0
I. Smith	1	0	10	10	0
<b>Returns</b>	<b>8</b>	<b>0</b>	<b>128</b>	<b>25</b>	<b>0</b>

CINCINNATI BENGALS					
RUSHING	ATT	YDS	AVG	LG	TD
C. Dillon	28	192	6.9	50	3
M. Basnight	12	44	3.7	13	0
J. Blake	4	28	7.0	15	0
C. Groce	3	14	4.7	8	1
N. Williams	3	8	2.7	6	0
S. Covington	2	-4	-2.0	-2	0
C. Yeast	1	-3	-3.0	-3	0
<b>Total</b>	<b>53</b>	<b>279</b>	<b>5.3</b>	<b>50</b>	<b>4</b>

PASSING	ATT	CMP	YDS	TKD/YD	TD	LG	IN
J. Blake	22	11	176	0/0	1	52	0
S. Covington	1	1	4	0/0	0	4	0
<b>Total</b>	<b>23</b>	<b>12</b>	<b>180</b>	<b>0/0</b>	<b>1</b>	<b>52</b>	<b>0</b>

PASS RECEIVING	NO	YRDS	AVG	LONGEST	TD
C. Pickens	3	46	15.3	35	0
T. McGee	3	27	9.0	13	0
D. Scott	2	75	37.5	52	1
C. Dillon	2	20	10.0	12	0
D. Griffin	1	8	8.0	8	0
M. Basnight	1	4	4.0	4	0
<b>Total</b>	<b>12</b>	<b>180</b>	<b>15.0</b>	<b>52</b>	<b>1</b>

INTERCEPTIONS	NO	YARDS	LONGEST	TD
<b>Total</b>	<b>2</b>	<b>4</b>	<b>4</b>	<b>0</b>

PUNTING	NO	YDS	AVG	TB	IN20	LG
B. Costello	3	107	35.7	0	0	40
<b>Total</b>	<b>3</b>	<b>107</b>	<b>35.7</b>	<b>0</b>	<b>0</b>	<b>40</b>

PUNT RETURNS	NO	FC	YARDS	LG	TD
C. Yeast	3	0	91	81	1
[DOWNED]	2	0	0	0	0
<b>Returns</b>	<b>3</b>	<b>0</b>	<b>91</b>	<b>81</b>	<b>1</b>

KICKOFF RETURNS	NO	FC	YARDS	LG	TD
N. Williams	3	0	32	19	0
T. Mack	1	0	55	55	0
C. Dillon	1	0	4	4	0
<b>Returns</b>	<b>5</b>	<b>0</b>	<b>91</b>	<b>55</b>	<b>0</b>



## 1999 GAME SUMMARIES - WEEK-BY-WEEK

CLEVELAND BROWNS										CINCINNATI BENGALS									
FUMBLES	FUM	OWN REC	YDS	TD	FF	OPP REC	YDS	TD	OUT BDS	FUMBLES	FUM	OWN REC	YDS	TD	FF	OPP REC	YDS	TD	OUT BDS
W. Rainer	0	0	0	0	1	0	0	0	0	C. Yeast	1	1	0	0	0	0	0	0	0
M. Thompson	0	0	0	0	0	1	0	0	0	J. Blake	2	2	-1	0	0	0	0	0	0
M. Edwards	1	0	0	0	0	0	0	0	0	C. Dillon	1	0	0	0	0	0	0	0	0
R. Powell	1	0	0	0	0	0	0	0	0	K. von Oelhoffen	0	0	0	0	1	1	0	0	0
										N. Williams	1	0	0	0	0	0	0	0	0
										M. Goff	0	1	0	0	0	0	0	0	0
										M. Basnight	0	0	0	0	1	0	0	0	0
										R. Heath	0	0	0	0	0	1	0	0	0
<b>Total</b>	<b>2</b>	<b>0</b>	<b>0</b>	<b>0</b>	<b>1</b>	<b>1</b>	<b>0</b>	<b>0</b>	<b>0</b>	<b>Total</b>	<b>5</b>	<b>4</b>	<b>-1</b>	<b>0</b>	<b>2</b>	<b>2</b>	<b>0</b>	<b>0</b>	<b>0</b>

### CLEVELAND BROWNS DEFENSIVE STATISTICS

Name	Total	Solo	Assist	FF	FR	Sacks	Yards	Int.	Yards	Hits	PBU
Wall Rainer	12	10	2	1	0	0.0	0.0	0	0	0	1
Jamir Miller	9	4	5	0	0	0.0	0.0	0	0	0	0
Rahim Abdullah	8	6	2	0	0	0.0	0.0	0	0	0	1
Corey Fuller	6	6	0	0	0	0.0	0.0	0	0	0	2
Ryan McNeil	6	6	0	0	0	0.0	0.0	0	0	0	0
Marquez Pope	6	4	2	0	0	0.0	0.0	0	0	0	0
Darius Holland	4	3	1	0	0	0.0	0.0	0	0	0	0
Derrick Alexander	3	3	0	0	0	0.0	0.0	0	0	1	0
Earl Little	3	1	2	0	0	0.0	0.0	0	0	0	0
Tyrone Rogers	3	2	1	0	0	0.0	0.0	0	0	0	0
Mike Thompson	3	2	1	0	1	0.0	0.0	0	0	0	0
Daylon McCutcheon	2	2	0	0	0	0.0	0.0	0	0	0	1
John Thierry	2	1	1	0	0	0.0	0.0	0	0	1	0
Roy Barker	1	0	1	0	0	0.0	0.0	0	0	0	0
Antonio Langham	1	1	0	0	0	0.0	0.0	0	0	0	0
Hurvin McCormack	1	1	0	0	0	0.0	0.0	0	0	1	0
Bill Duff	0	0	0	0	0	0.0	0.0	0	0	0	0
Marlon Forbes	0	0	0	0	0	0.0	0.0	0	0	0	0
Raymond Jackson	0	0	0	0	0	0.0	0.0	0	0	0	0
Marquis Smith	0	0	0	0	0	0.0	0.0	0	0	0	0
James Williams	0	0	0	0	0	0.0	0.0	0	0	0	0

### CLEVELAND BROWNS SPECIAL TEAMS TACKLES

Name	Total	Solo	Assist	FF	FR
Raymond Jackson	2	2	0	0	0
Antonio Langham	2	0	2	0	0
Lenoy Jones	2	1	1	0	0
Ryan McNeil	1	1	0	0	0
Ronnie Powell	1	1	0	0	0
Tyrone Rogers	1	1	0	0	0
James Williams	1	0	1	0	0

### FINAL TEAM STATISTICS

	VISITOR BROWNS	HOME BENGALS
TOTAL FIRST DOWNS	19	25
By Rushing	2	15
By Passing	14	9
By Penalty	3	1
THIRD DOWN EFFICIENCY	3-11-27%	11-17-65%
FOURTH DOWN EFFICIENCY	1-1-100%	0-2-0%
TOTAL NET YARDS	323	459
Total Offensive Plays (inc. times thrown passing)	55	76
Average gain per offensive play	5.9	6.0
NET YARDS RUSHING	11	279
Total Rushing Plays	11	53
Average gain per rushing play	1.0	5.3
Tackles for a loss - number and yards	6-17	2-7
NET YARDS PASSING	312	180
Times thrown - yards lost attempting to pass	3-16	0-0
Gross yards passing	328	180
PASS ATTEMPTS-COMPLETIONS-HAD INTERCEPTED	41-22-2	23-12-0
Average gain per pass play (inc. # thrown passing)	7.1	7.8
KICKOFFS Number-In End Zone-Touchbacks	5-0-0	8-0-0
PUNTS Number and Average	5-44.6	3-35.7
Had Blocked	0	0
FGS - PATS Had Blocked	0-0	0-0
Net punting average	26.4	35.7
TOTAL RETURN YARDAGE (Not Including Kickoffs)	0	95
No. and Yards Punt Returns	0-0	3-9
No. and Yards Kickoff Returns	8-128	5-91
No. and Yards Interception Returns	0-0	2-4
PENALTIES Number and Yards	7-79	9-84
FUMBLES Number and Lost	2-2	5-1
TOUCHDOWNS	4	6
Rushing	1	4
Passing	3	1
Punt Returns	0	1
EXTRA POINTS Made-Attempts	3-4	5-6
Kicking Made-Attempts	2-2	5-5
Passing Made-Attempts	1-1	0-0
FIELD GOALS Made-Attempts	0-1	0-1
SAFETIES	0	0
FINAL SCORE	28	44
TIME OF POSSESSION	22:41	37:19

# 1999 REVIEW

## 1999 GAME SUMMARIES - WEEK-BY-WEEK

# 15 JACKSONVILLE JAGUARS 24, CLEVELAND BROWNS 14

DEC. 19, 1999 • CLEVELAND BROWNS STADIUM • ATTENDANCE: 72,038

### STARTING LINEUPS

JACKSONVILLE JAGUARS				CLEVELAND BROWNS			
OFFENSE		DEFENSE		OFFENSE		DEFENSE	
WR 82	J. Smith	LE 97	R. Wynn	WR 85	K. Johnson	LE 53	J. Thierry
LT 71	T. Boselli	LT 96	G. Walker	LT 72	S. Zahursky	LT 73	D. Holland
LG 62	B. Coleman	RT 91	S. Payne	LG 71	J. Pyne	RT 93	S. Colinet
C 66	J. Wade	RE 90	T. Brackens	C 64	D. Wohlabaugh	RE 94	D. Alexander
RG 77	Z. Wiegert	SLB 95	B. Paup	RG 79	S. Rehberg	LLB 55	R. Abdullah
RT 72	L. Searcy	MLB 56	L. Marts	RT 77	O. Brown	MLB 58	W. Rainer
TE 88	D. Jones	WLB 51	K. Hardy	TE 82	I. Smith	RLB 95	J. Miller
WR 87	K. McCardell	LCB 25	F. Bryant	WR 84	D. Chiaverini	LCB 47	R. McNeil
QB 8	M. Brunell	RCB 21	A. Beasley	QB 2	T. Couch	RCB 33	D. McCutcheon
RB 28	F. Taylor	SS 20	D. Darius	RB 27	K. Abdul-Jabbar	SS 23	M. Pope
FB 31	D. Shelton	FS 37	C. Lake	FB 44	M. Edwards	FS 24	C. Fuller

	1	2	3	4	TOTAL
Jacksonville Jaguars	0	14	3	7	24
Cleveland Browns	0	7	7	0	14

Team	Qtr	Clock Time	SCORING PLAY	SCORE	
				Visitor	Home
JAGUARS	2	13:29	D. Jones 3 yd. pass from M. Brunell (M. Hollis, kick) (3-6, 1:19)	7	0
JAGUARS	2	8:13	M. Brunell 9 yd. run (M. Hollis, kick) (7-62, 3:59)	14	0
BROWNS	2	2:09	T. Kirby 1 yd. run (P. Dawson, kick) (11-68, 6:04)	14	7
JAGUARS	3	9:36	M. Hollis 41 yd. Field Goal (11-50, 5:24)	17	7
BROWNS	3	1:20	D. Chiaverini 10 yd. pass from T. Detmer (P. Dawson, kick) (6-62, 2:29)	17	14
JAGUARS	4	10:10	F. Taylor 41 yd. run (M. Hollis, kick) (1-41, 0:08)	24	14

### FINAL INDIVIDUAL STATISTICS

JACKSONVILLE JAGUARS						
RUSHING	ATT	YDS	AVG	LG	TD	
F. Taylor	26	136	5.2	41	1	
C. Howard	4	29	7.3	22	0	
M. Brunell	3	16	5.3	9	1	
<b>Total</b>	<b>33</b>	<b>181</b>	<b>5.5</b>	<b>41</b>	<b>2</b>	

JACKSONVILLE JAGUARS							
PASSING	ATT	CMP	YDS	TKD/YD	TD	LG	IN
M. Brunell	33	21	267	1/6	1	34	1
<b>Total</b>	<b>33</b>	<b>21</b>	<b>267</b>	<b>1/6</b>	<b>1</b>	<b>34</b>	<b>1</b>

JACKSONVILLE JAGUARS						
PASS RECEIVING	NO	YRDS	AVG	LONGEST	TD	
J. Smith	8	134	16.8	34	0	
K. McCardell	8	96	12.0	23	0	
D. Jones	2	16	8.0	13	1	
F. Taylor	2	13	6.5	7	0	
D. Shelton	1	8	8.0	8	0	
<b>Total</b>	<b>21</b>	<b>267</b>	<b>12.7</b>	<b>34</b>	<b>1</b>	

JACKSONVILLE JAGUARS				
INTERCEPTIONS	NO	YARDS	LONGEST	TD
<b>Total</b>	<b>0</b>	<b>0</b>	<b>0</b>	<b>0</b>

JACKSONVILLE JAGUARS						
PUNTING	NO	YDS	AVG	TB	IN20	LG
B. Barker	3	129	43.0	0	1	49
<b>Total</b>	<b>3</b>	<b>129</b>	<b>43.0</b>	<b>0</b>	<b>1</b>	<b>49</b>

JACKSONVILLE JAGUARS						
PUNT RETURNS	NO	FC	YARDS	LG	TD	
K. McCardell	3	3	43	19	0	
[DOWNED]	1	0	0	0	0	
[TOUCHBACK]	1	0	0	0	0	
<b>Returns</b>	<b>3</b>		<b>43</b>	<b>19</b>	<b>0</b>	

JACKSONVILLE JAGUARS						
KICKOFF RETURNS	NO	FC	YARDS	LG	TD	
L. Jackson	1	0	13	13	0	
A. Whitted	1	0	6	6	0	
D. Jones	0	1	0	0	0	
<b>Returns</b>	<b>2</b>		<b>19</b>	<b>13</b>	<b>0</b>	

CLEVELAND BROWNS						
RUSHING	ATT	YDS	AVG	LG	TD	
K. Abdul-Jabbar	13	36	2.8	8	0	
T. Detmer	2	22	11.0	11	0	
T. Kirby	4	14	3.5	10	1	
T. Couch	1	0	0.0	0	0	
<b>Total</b>	<b>20</b>	<b>72</b>	<b>3.6</b>	<b>11</b>	<b>1</b>	

CLEVELAND BROWNS								
PASSING	ATT	CMP	YDS	TKD/YD	TD	LG	IN	
T. Detmer	24	13	153	2/12	1	31	0	
T. Couch	16	10	86	4/32	0	17	0	
T. Kirby	1	1	2	0/0	0	2	0	
<b>Total</b>	<b>41</b>	<b>24</b>	<b>241</b>	<b>6/44</b>	<b>1</b>	<b>31</b>	<b>0</b>	

CLEVELAND BROWNS						
PASS RECEIVING	NO	YRDS	AVG	LONGEST	TD	
D. Chiaverini	10	108	10.8	26	1	
K. Johnson	4	54	13.5	31	0	
I. Smith	4	36	9.0	10	0	
M. Edwards	2	10	5.0	6	0	
T. Kirby	2	4	2.0	4	0	
Z. Davis	1	25	25.0	25	0	
K. Abdul-Jabbar	1	4	4.0	4	0	
<b>Total</b>	<b>24</b>	<b>241</b>	<b>10.0</b>	<b>31</b>	<b>1</b>	

CLEVELAND BROWNS				
INTERCEPTIONS	NO	YARDS	LONGEST	TD
E. Little	1	0	0	0
<b>Total</b>	<b>1</b>	<b>0</b>	<b>0</b>	<b>0</b>

CLEVELAND BROWNS						
PUNTING	NO	YDS	AVG	TB	IN20	LG
C. Gardocki	8	340	42.5	1	2	52
<b>Total</b>	<b>8</b>	<b>340</b>	<b>42.5</b>	<b>1</b>	<b>2</b>	<b>52</b>

CLEVELAND BROWNS						
PUNT RETURNS	NO	FC	YARDS	LG	TD	
K. Johnson	1	0	4	4	0	
[DOWNED]	1	0	0	0	0	
[OUT OF BOUNDS]	1	0	0	0	0	
<b>Returns</b>	<b>1</b>		<b>4</b>	<b>4</b>	<b>0</b>	

CLEVELAND BROWNS						
KICKOFF RETURNS	NO	FC	YARDS	LG	TD	
T. Kirby	2	0	50	28	0	
M. Hill	2	0	32	27	0	
[TOUCHBACK]	1	0	0	0	0	
<b>Returns</b>	<b>4</b>		<b>82</b>	<b>28</b>	<b>0</b>	



## 1999 GAME SUMMARIES - WEEK-BY-WEEK

FUMBLES	JACKSONVILLE JAGUARS								CLEVELAND BROWNS										
	FUM	OWN REC	YDS	TD	FF	OPP REC	YDS	TD	OUT BDS	FUM	OWN REC	YDS	TD	FF	OPP REC	YDS	TD	OUT BDS	
J. Smith	1	0	0	0	0	0	0	0	0	M. Pope	0	0	0	0	1	0	0	0	0
L. Marts	0	0	0	0	0	1	3	0	0	C. Fuller	0	0	0	0	0	1	0	0	0
										T. Couch	1	0	-1	0	0	0	0	0	0
<b>Total</b>	<b>1</b>	<b>0</b>	<b>0</b>	<b>0</b>	<b>0</b>	<b>1</b>	<b>3</b>	<b>0</b>	<b>0</b>	<b>Total</b>	<b>1</b>	<b>0</b>	<b>-1</b>	<b>0</b>	<b>1</b>	<b>1</b>	<b>0</b>	<b>0</b>	<b>0</b>

### CLEVELAND BROWNS DEFENSIVE STATISTICS

Name	Total	Solo	Assist	FF	FR	Sacks	Yards	Int.	Yards	Hits	PBU
Jamir Miller	14	11	3	0	0	0.0	0.0	0	0	0	1
Wali Rainer	10	5	5	0	0	0.0	0.0	0	0	0	0
Daylon McCutcheon	9	6	3	0	0	0.0	0.0	0	0	0	0
Rahim Abdullah	6	4	2	0	0	0.0	0.0	0	0	0	0
Corey Fuller	5	5	0	0	1	0.0	0.0	0	0	0	2
Marlon Forbes	4	2	2	0	0	0.0	0.0	0	0	0	1
Marquez Pope	4	3	1	1	0	0.0	0.0	0	0	0	0
Mike Thompson	4	1	3	0	0	0.0	0.0	0	1	1	0
James Williams	4	2	2	0	0	0.0	0.0	0	0	0	0
Derrick Alexander	3	2	1	0	0	0.0	0.0	0	0	1	0
Marquis Smith	3	1	2	0	0	0.0	0.0	0	0	0	0
Darius Holland	2	0	2	0	0	0.0	0.0	0	0	0	0
John Thierry	2	1	1	0	0	1.0	6.0	0	0	2	0
Stalin Colinet	1	1	0	0	0	0.0	0.0	0	0	1	0
Antonio Langham	1	1	0	0	0	0.0	0.0	0	0	0	0
Earl Little	1	1	0	0	0	0.0	0.0	1	0	0	0
Hurvin McCormack	1	1	0	0	0	0.0	0.0	0	0	1	0
Ryan McNeil	1	1	0	0	0	0.0	0.0	0	0	0	0
Tyrone Rogers	1	1	0	0	0	0.0	0.0	0	0	0	0
Raymond Jackson	0	0	0	0	0	0.0	0.0	0	0	0	0
Lenoy Jones	0	0	0	0	0	0.0	0.0	0	0	0	0

### CLEVELAND BROWNS SPECIAL TEAMS TACKLES

Name	Total	Solo	Assist	FF	FR
James Williams	4	3	1	0	0
Rahim Abdullah	1	1	0	0	0
Tyrone Rogers	1	1	0	0	0

### FINAL TEAM STATISTICS

	VISITOR JAGUARS	HOME BROWNS
TOTAL FIRST DOWNS	20	19
By Rushing	7	5
By Passing	13	12
By Penalty	0	2
THIRD DOWN EFFICIENCY	6-14-43%	7-16-44%
FOURTH DOWN EFFICIENCY	0-1-0%	0-0-0%
TOTAL NET YARDS	442	269
Total Offensive Plays (inc. times thrown passing)	67	67
Average gain per offensive play	6.6	4.0
NET YARDS RUSHING	181	72
Total Rushing Plays	33	20
Average gain per rushing play	5.5	3.6
Tackles for a loss - number and yards	1-1	2-3
NET YARDS PASSING	261	197
Times thrown - yards lost attempting to pass	1-6	6-44
Gross yards passing	267	241
PASS ATTEMPTS-COMPLETIONS-HAD INTERCEPTED	33-21-1	41-24-0
Average gain per pass play (inc. # thrown passing)	7.7	4.2
KICKOFFS Number-In End Zone-Touchbacks	5-1-1	3-0-0
PUNTS Number and Average	3-43	8-42.5
Had Blocked	0	0
FGs - PATS Had Blocked	0-0	0-0
Net punting average	41.7	34.6
TOTAL RETURN YARDAGE (Not Including Kickoffs)	43	4
No. and Yards Punt Returns	3-43	1-4
No. and Yards Kickoff Returns	2-19	4-82
No. and Yards Interception Returns	0-0	1-0
PENALTIES Number and Yards	4-57	5-40
FUMBLES Number and Lost	1-1	1-1
TOUCHDOWNS	3	2
Rushing	2	1
Passing	1	1
EXTRA POINTS Made-Attempts	3-3	2-2
Kicking Made-Attempts	3-3	2-2
FIELD GOALS Made-Attempts	1-3	0-0
SAFETIES	0	0
FINAL SCORE	24	14
TIME OF POSSESSION	31:44	28:16

# 1999 REVIEW

## 1999 GAME SUMMARIES - WEEK-BY-WEEK

# 16

**INDIANAPOLIS COLTS 29, CLEVELAND BROWNS 28**  
 DEC. 26, 1999 • CLEVELAND BROWNS STADIUM • ATTENDANCE: 72,618

### STARTING LINEUPS

INDIANAPOLIS COLTS				CLEVELAND BROWNS			
OFFENSE		DEFENSE		OFFENSE		DEFENSE	
WR 80	T. Wilkins	LE 95	B. Whittington	WR 85	K. Johnson	LE 53	J. Thierry
LT 78	T. Glenn	LT 64	L. Chester	LT 72	S. Zahursky	LT 73	D. Holland
LG 76	S. McKinney	RT 62	E. Johnson	LG 71	J. Pyne	RT 93	S. Colinet
C 50	L. Moore	RE 92	C. Bratzke	C 65	J. Bundren	RE 94	D. Alexander
RG 74	W. Jackson	LLB 97	C. Bennett	RG 74	O. Bobo	LLB 55	R. Abdullah
RT 73	A. Meadows	MLB 53	M. Barber	RT 79	S. Rehberg	MLB 58	W. Rainer
TE 85	K. Dilger	RLB 52	M. Peterson	TE 82	I. Smith	RLB 95	J. Miller
WR 88	M. Harrison	LCB 20	J. Burris	WR 84	D. Chiaverini	LCB 47	R. McNeil
QB 18	P. Manning	RCB 38	T. Poole	QB 11	T. Detmer	RCB 33	D. McCutcheon
RB 32	E. James	SS 37	C. Cota	RB 27	K. Abdul-Jabbar	SS 21	M. Smith
FB 81	M. Pollard	FS 29	J. Belsler	FB 44	M. Edwards	FS 24	C. Fuller

Team	Qtr	Clock	SCORING PLAY				SCORE		
			1	2	3	4	OT TOTAL	Visitor	Home
Indianapolis Colts			0	13	6	10	29		
Cleveland Browns			7	7	14	0	28		
BROWNS	1	4:10	T. Kirby 1 yd. run (T. Kirby, kick) (12-53, 5:47)				0	7	
COLTS	2	14:06	E. James 1 yd. run (M. Vanderjagt, kick) (9-72, 5:04)				7	7	
BROWNS	2	13:56	D. Chiaverini 28 yd. pass from T. Detmer (P. Dawson, kick) (7-67, 0:10)				7	14	
COLTS	2	1:56	M. Vanderjagt 41 yd. Field Goal (13-66, 6:19)				10	14	
COLTS	2	0:00	M. Vanderjagt 19 yd. Field Goal (7-32, 0:51)				13	14	
BROWNS	3	10:47	T. Detmer 8 yd. run (P. Dawson, kick) (7-60, 4:13)				13	21	
COLTS	3	7:04	E. James 1 yd. run (Two-Pt Attempt Failed) (6-69, 3:43)				19	21	
BROWNS	3	0:11	T. Kirby 1 yd. run (P. Dawson, kick) (7-90, 4:13)				19	28	
COLTS	4	9:54	E. James 2 yd. run (M. Vanderjagt, kick) (11-77, 5:17)				26	28	
COLTS	4	0:04	M. Vanderjagt 21 yd. Field Goal (11-54, 4:08)				29	28	

### FINAL INDIVIDUAL STATISTICS

INDIANAPOLIS COLTS						CLEVELAND BROWNS									
RUSHING	ATT	YDS	AVG	LG	TD	RUSHING	ATT	YDS	AVG	LG	TD				
E. James	28	103	3.7	15	3	K. Abdul-Jabbar	19	84	4.4	21	0				
P. Manning	2	17	8.5	9	0	M. Edwards	1	28	28.0	28	0				
<b>Total</b>	<b>30</b>	<b>120</b>	<b>4.0</b>	<b>15</b>	<b>3</b>	T. Kirby	5	21	4.2	12	2				
<b>PASSING</b>	<b>ATT</b>	<b>CMP</b>	<b>YDS</b>	<b>TKD/YD</b>	<b>TD</b>	<b>LG</b>	<b>IN</b>	<b>PASSING</b>	<b>ATT</b>	<b>CMP</b>	<b>YDS</b>	<b>TKD/YD</b>	<b>TD</b>	<b>LG</b>	<b>IN</b>
P. Manning	44	28	283	0/0	0	30	0	T. Detmer	26	15	173	0/0	1	28	0
<b>Total</b>	<b>44</b>	<b>28</b>	<b>283</b>	<b>0/0</b>	<b>0</b>	<b>30</b>	<b>0</b>	<b>Total</b>	<b>26</b>	<b>15</b>	<b>173</b>	<b>0/0</b>	<b>1</b>	<b>28</b>	<b>0</b>
<b>PASS RECEIVING</b>	<b>NO</b>	<b>YRDS</b>	<b>AVG</b>	<b>LONGEST</b>	<b>TD</b>	<b>PASS RECEIVING</b>	<b>NO</b>	<b>YRDS</b>	<b>AVG</b>	<b>LONGEST</b>	<b>TD</b>				
M. Harrison	14	138	9.9	30	0	I. Smith	4	48	12.0	22	0				
K. Dilger	4	56	14.0	25	0	D. Chiaverini	3	40	13.3	28	1				
E. James	4	25	6.3	10	0	K. Johnson	2	29	14.5	25	0				
T. Wilkins	3	28	9.3	15	0	K. Abdul-Jabbar	2	7	3.5	8	0				
M. Pollard	2	24	12.0	18	0	M. Edwards	1	25	25.0	25	0				
E. Green	1	12	12.0	12	0	Z. Davis	1	13	13.0	13	0				
<b>Total</b>	<b>28</b>	<b>283</b>	<b>10.1</b>	<b>30</b>	<b>0</b>	T. Kirby	1	8	8.0	8	0				
<b>INTERCEPTIONS</b>	<b>NO</b>	<b>YARDS</b>	<b>LONGEST</b>	<b>TD</b>	<b>INTERCEPTIONS</b>	<b>NO</b>	<b>YARDS</b>	<b>LONGEST</b>	<b>TD</b>						
<b>Total</b>	<b>0</b>	<b>0</b>	<b>0</b>	<b>0</b>	<b>Total</b>	<b>0</b>	<b>0</b>	<b>0</b>	<b>0</b>						
<b>PUNTING</b>	<b>NO</b>	<b>YDS</b>	<b>AVG</b>	<b>TB</b>	<b>IN20</b>	<b>LG</b>	<b>PUNTING</b>	<b>NO</b>	<b>YDS</b>	<b>AVG</b>	<b>TB</b>	<b>IN20</b>	<b>LG</b>		
H. Smith	5	226	45.2	0	2	68	C. Gardocki	6	259	43.2	0	2	50		
<b>Total</b>	<b>5</b>	<b>226</b>	<b>45.2</b>	<b>0</b>	<b>2</b>	<b>68</b>	<b>Total</b>	<b>6</b>	<b>259</b>	<b>43.2</b>	<b>0</b>	<b>2</b>	<b>50</b>		
<b>PUNT RETURNS</b>	<b>NO</b>	<b>FC</b>	<b>YARDS</b>	<b>LG</b>	<b>TD</b>	<b>PUNT RETURNS</b>	<b>NO</b>	<b>FC</b>	<b>YARDS</b>	<b>LG</b>	<b>TD</b>				
T. Wilkins	4	1	56	39	0	K. Johnson	1	1	6	6	0				
[DOWNED]	1	0	0	0	0	[DOWNED]	1	0	0	0	0				
Returns	4		56	39	0	Returns	1		6	6	0				
<b>KICKOFF RETURNS</b>	<b>NO</b>	<b>FC</b>	<b>YARDS</b>	<b>LG</b>	<b>TD</b>	<b>KICKOFF RETURNS</b>	<b>NO</b>	<b>FC</b>	<b>YARDS</b>	<b>LG</b>	<b>TD</b>				
T. Wilkins	5	0	65	17	0	T. Kirby	4	0	72	28	0				
Returns	5		65	17	0	T. Saleh	1	0	0	0	0				
						[OUT OF BOUNDS]	1	0	0	0	0				
Returns	5		65	17	0	Returns	5		72	28	0				
<b>FUMBLES</b>	<b>FUM</b>	<b>REC</b>	<b>YDS</b>	<b>TD</b>	<b>FF</b>	<b>REC</b>	<b>YDS</b>	<b>TD</b>	<b>FF</b>	<b>REC</b>	<b>YDS</b>	<b>TD</b>	<b>FF</b>		
T. Wilkins	1	0	0	0	0	0	0	0	1						
<b>Total</b>	<b>1</b>	<b>0</b>	<b>0</b>	<b>0</b>	<b>0</b>	<b>0</b>	<b>0</b>	<b>0</b>	<b>1</b>	<b>0</b>	<b>0</b>	<b>0</b>			
<b>FUMBLES</b>	<b>FUM</b>	<b>REC</b>	<b>YDS</b>	<b>TD</b>	<b>FF</b>	<b>REC</b>	<b>YDS</b>	<b>TD</b>	<b>FF</b>	<b>REC</b>	<b>YDS</b>	<b>TD</b>	<b>FF</b>		
<b>Total</b>	<b>0</b>	<b>0</b>	<b>0</b>	<b>0</b>	<b>0</b>	<b>0</b>	<b>0</b>	<b>0</b>	<b>0</b>	<b>0</b>	<b>0</b>	<b>0</b>			



## 1999 GAME SUMMARIES - WEEK-BY-WEEK

### CLEVELAND BROWNS DEFENSIVE STATISTICS

Name	Total	Solo	Assist	FF	FR	Sacks	Yards	Int.	Yards	Hits	PBU
Jamir Miller	11	5	6	0	0	0.0	0.0	0	0	0	0
Marquez Pope	9	6	3	2	0	0.0	0.0	0	0	0	0
Wali Rainer	8	7	1	0	0	0.0	0.0	0	0	0	0
Corey Fuller	7	4	3	0	0	0.0	0.0	0	0	0	0
Lenoy Jones	7	4	3	0	0	0.0	0.0	0	0	0	0
Marlon Forbes	5	2	3	0	0	0.0	0.0	0	0	0	1
Ryan McNeil	5	4	1	0	0	0.0	0.0	0	0	0	1
Mike Thompson	5	3	2	0	0	0.0	0.0	0	0	0	0
Darius Holland	4	1	3	0	0	0.0	0.0	0	0	0	0
Raymond Jackson	4	3	1	0	0	0.0	0.0	0	0	0	0
Earl Little	4	4	0	0	0	0.0	0.0	0	0	0	0
Stalin Colinet	3	2	1	0	0	0.0	0.0	0	0	1	0
Daylon McCutcheon	3	1	2	0	0	0.0	0.0	0	0	0	1
Marquis Smith	3	3	0	0	0	0.0	0.0	0	0	0	0
John Thierry	3	2	1	0	0	0.0	0.0	0	0	1	0
Derrick Alexander	2	0	2	0	0	0.0	0.0	0	0	0	0
Antonio Langham	2	1	1	0	0	0.0	0.0	0	0	0	1
James Williams	2	0	2	0	0	0.0	0.0	0	0	0	0
Rahim Abdullah	0	0	0	0	0	0.0	0.0	0	0	0	0
Bill Duff	0	0	0	0	0	0.0	0.0	0	0	0	0
Hurvin McCormack	0	0	0	0	0	0.0	0.0	0	0	0	0
Tyrone Rogers	0	0	0	0	0	0.0	0.0	0	0	0	0


### CLEVELAND BROWNS SPECIAL TEAMS TACKLES

Name	Total	Solo	Assist	FF	FR
Tarek Saleh	4	2	2	0	0
Earl Little	3	1	2	0	0
James Williams	3	2	1	1	0
Chris Gardocki	1	1	0	0	0
Madre Hill	1	1	0	0	0
Lenoy Jones	1	1	0	0	0
Marquis Smith	1	1	0	0	0

### FINAL TEAM STATISTICS

	VISITOR COLTS	HOME BROWNS
TOTAL FIRST DOWNS	27	17
By Rushing	10	9
By Passing	16	8
By Penalty	1	0
THIRD DOWN EFFICIENCY	5-12-42%	5-11-45%
FOURTH DOWN EFFICIENCY	1-1-100%	0-0-0%
TOTAL NET YARDS	403	314
Total Offensive Plays (inc. times thrown passing)	74	52
Average gain per offensive play	5.4	6.0
NET YARDS RUSHING	120	141
Total Rushing Plays	30	26
Average gain per rushing play	4.0	5.4
Tackles for a loss - number and yards	4-8	2-4
NET YARDS PASSING	283	173
Times thrown - yards lost attempting to pass	0-0	0-0
Gross yards passing	283	173
PASS ATTEMPTS-COMPLETIONS-HAD INTERCEPTED	44-28-0	26-15-0
Average gain per pass play (inc. # thrown passing)	6.4	6.7
KICKOFFS Number-In End Zone-Touchbacks	6-0-0	5-0-0
PUNTS Number and Average	5-45.2	6-43.2
Had Blocked	0	0
FGs - PATS Had Blocked	0-0	0-0
Net punting average	36.0	33.8
TOTAL RETURN YARDAGE (Not Including Kickoffs)	56	46
No. and Yards Punt Returns	4-56	2-46
No. and Yards Kickoff Returns	5-65	5-72
No. and Yards Interception Returns	0-0	0-0
PENALTIES Number and Yards	0-0	6-32
FUMBLES Number and Lost	1-0	0-0
TOUCHDOWNS	3	4
Rushing	3	3
Passing	0	1
EXTRA POINTS Made-Attempts	2-3	4-4
Kicking Made-Attempts	2-2	4-4
Rushing Made-Attempts	0-1	0-0
FIELD GOALS Made-Attempts	3-3	0-0
SAFETIES	0	0
FINAL SCORE	29	28
TIME OF POSSESSION	37:20	22:40

# Hey Browns Fans, We're Saving a Seat for You!



That's right! A seat on the 50-yard line... a seat in the locker room... a seat at all press conferences... a seat at training camp... and even a seat in the press box. When you sign up for a subscription to **Browns News/illustrated** you will have your own front row seat to all the Browns action. You get 26 issues of the **Official Publication of the Cleveland Browns**. **Call 440-826-4640** today to get 26 BIG issues packed full of 'Browns news'.

And you can follow the Browns' every move through the pages of Browns News/illustrated. BN/I is committed to giving you the **BEST COVERAGE** you can get on your beloved Browns.

- In-depth game coverage and analysis
- Interesting articles on the new players and coaches or on special topics
- A complete look at upcoming opponents
- Thought-provoking columnists
- The popular Coach's Corner
- A four-color poster of your favorite Browns player
- A "Meet the Browns" profile
- All the news and notes on the team
- Game and season statistics... plus much, much more!

# Yes!

Sign me up for **26 issues**

of Browns News/illustrated for only **\$39.95**  
52 issues for only **\$69.95**

## Payment: (check one)

- 26 issues for \$39.95
- 52 issues for only \$69.95
- Canadian orders  
add \$15 extra per 26 issues
- 1st Class  
add \$26 extra per 26 issues
- Check/Money Order Enclosed
- VISA     MasterCard

Card#: \_\_\_\_\_

Exp. Date: \_\_\_\_\_

Signature: \_\_\_\_\_

## Mailing Information: (please print clearly)

*If renewal, include Account # found above your name*

Account No. \_\_\_\_\_

Name: \_\_\_\_\_

Address: \_\_\_\_\_

City: \_\_\_\_\_

State: \_\_\_\_\_ Zip: \_\_\_\_\_

Daytime Phone#: \_\_\_\_\_

**Mail To:** Browns News/illustrated  
2 Berea Commons, Suite 200  
Berea, Ohio 44017

**Fax To:** (440) 826-3152

P-00-006

# Call (888) 826-1BNI to Place Orders Only.





# HISTORY

## TEAM HISTORY

**1946:** The Cleveland Browns were originated by owner Arthur (Mickey) McBride as a member of the All-America Football Conference. Paul Brown was named coach and general manager and the first player he signed was then tailback Otto Graham, who was converted to quarterback with the Browns. The Browns won the Western title with a 42-17 victory over the Buffalo Bisons and then defeated the New York Yankees, 14-9, in the championship game.

**1947-49:** The Browns continued their domination of the AAFC, winning three more championships.

**1950:** Following the merger of the AAFC and the NFL, the Browns tied with the New York Giants with 10-2 records for a share of the Eastern title. The Browns defeated the Giants, 8-3, in a playoff game and then stopped Los Angeles, 30-28, for the championship.

**1951-53:** The Browns won three consecutive Eastern titles, but lost each time in the league's title match, once to Los Angeles and twice to Detroit. In 1953, McBride sold the club to an organization headed by David Jones.

**1954-55:** Led by quarterback Otto Graham, the Browns won back-to-back NFL championships, defeating Detroit and Los Angeles.

**1956:** At 5-7, the Browns suffered their first losing season.

**1957:** Jim Brown was selected in the first round by the Browns and earned rookie of the year honors while helping Cleveland to the Eastern Division title.

**1961:** Art Modell purchased the Browns for the then unheard of sum of \$4 million.

**1963:** Paul Brown was released from his duties after 17 seasons as head coach of the franchise. Blanton Collier, a Browns' assistant, was named head coach.

**1964:** The Browns won the division title with a 52-20 victory over the Giants and captured the NFL championship with a 27-0 win over Colts.

**1965:** In his last season, Jim Brown won NFL MVP honors and led Cleveland to the NFL title game where the Browns were defeated by Green Bay.

**1966:** An eighth round pick from 1964, Leroy Kelly became the club's dominant threat, rushing for 1,141 yards, but the Browns finished second in their division to Dallas.

**1968:** With newly acquired quarterback Bill Nelsen (from Pittsburgh), the Browns won their division; beat Dallas in the playoffs and lost to Baltimore in the championship game.

**1969:** The Browns won their third consecutive division crown, but lost to Minnesota in the title game.

**1970:** The Browns became members of the AFC Central Division and finished second. The Browns beat the New York Jets on Monday Night Football's first-ever telecast.

**1971:** Nick Skorich, a Browns' assistant, was named head coach. The club won its first AFC Central crown.

**1972:** The Browns lost to the eventual Super Bowl Champion Miami Dolphins in the playoffs, 20-14, as the Dolphins completed an undefeated season.

**1975-77:** Forrest Gregg, Browns' offensive line coach, became head coach; Greg Pruitt had three consecutive 1,000-yard rushing seasons; Dick Modzelewski coached the final game of 1977.

**1978:** Sam Rutigliano became the first non-Browns' assistant to be named head coach of the Browns. Cleveland won its first three contests en route to an 8-8 finish.

**1979:** Losses in the final two games dropped the Browns' record to 9-7 and prevented the team from entering the playoffs. Mike Pruitt had the first of three straight 1,000-yard seasons.

**1980:** The Browns won the AFC Central title with an 11-5 record, but lost to eventual Super Bowl Champion Oakland in the playoffs. Quarterback Brian Sipe was consensus MVP of the NFL.

**1982:** In a strike-shortened season, the Browns finished eighth in the AFC (4-5) and gained a playoff spot for the second time in three years. Cleveland lost to the Raiders in the Super Bowl Tournament.

**1983:** The Browns tied for a wildcard playoff spot with a 9-7 record, but lost the NFL tie-breaking procedure to Denver and Seattle.

**1984:** The Browns replaced Head Coach Sam Rutigliano with Defensive Coordinator Marty Schottenheimer after a 1-7 midseason record and finished the season at 5-11. Tight end Ozzie Newsome caught 89 passes for the second straight year.



**1985:** The Browns captured their third AFC Central Division championship, but lost to the Dolphins, 24-21, in Miami. Rookie Kevin Mack (1,104) and Earnest Byner (1,002) each gained 1,000 yards rushing. It marked the third time in the 66-year history of the NFL that teammates both rushed for over 1,000 yards in the same season.

**1986:** The Browns posted a team record 12 wins en route to their second consecutive AFC Central crown. In a double-overtime playoff thriller before a packed Cleveland Municipal Stadium crowd, the Browns beat the New York Jets, 23-20, to advance to the AFC Championship game. The Browns lost to Denver, also in overtime, 23-20.

**1987:** The Browns captured their third straight AFC Central crown, as they finished the season 10-5. The third week of the NFL season was cancelled due to the 24-day players' strike, while three "replacement" games were played (the Browns went 2-1). The Browns defeated the Colts, 38-21, at Cleveland Municipal Stadium in the AFC playoffs, then dropped their second straight AFC Championship to Denver despite a spectacular come-from-behind bid that saw them score 30 second-half points, only to fall, 38-33, in Mile High Stadium. Bernie Kosar won the AFC passing title with a 95.4 QB rating, and an NFL-high eight Browns made the Pro Bowl.

**1988:** Cleveland finished 10-6 and earned a Wild Card berth by defeating Houston, 28-23, in the season finale by overcoming a 16-point third-quarter deficit. Houston defeated the Browns, 24-23, in the Wild Card game played on Christmas Eve. Four Cleveland quarterbacks suffered injuries during the course of the season. Marty Schottenheimer resigned on Dec. 27.

**1989:** Bud Carson was announced as the Browns' seventh full-time head coach on Jan. 27. The Browns won their fourth division title in five years with a 9-6-1 record, and advanced to the playoffs for an AFC-high fifth straight season. The Browns advanced to their third title game in four years by defeating Buffalo, 34-30, but lost to Denver, 37-21, at Mile High Stadium in the AFC Championship.

**1990:** The Browns suffered through a 3-13 season. Jim Shofner replaced Bud Carson as interim head coach on Nov. 5.

**1991-93:** Bill Belichick was named the eighth full-time head coach on Feb. 5, 1991. The Browns moved into a new training and administrative complex, located in Berea, Ohio, in August, 1991 and began holding training camp there in July, 1992. The Browns finished 6-10, 7-9 and 7-9, respectively. Unrestricted free agency began in 1993. The Browns signed five players in first year of system, including quarterback Vinny Testaverde of Tampa Bay.

**1994:** The Browns earned a playoff berth for the first time in the '90s, finishing 11-5 and defeating the New England Patriots, 20-13, in the Wild Card game at soldout Cleveland Municipal Stadium. The Browns faced the Steelers for the first time ever in the playoffs, and lost 29-9 at Three Rivers Stadium. The Cleveland defense set a team record by allowing just 204 points, and six players went to the Pro Bowl. Leroy Kelly became the 13th Brown to enter the Pro Football Hall of Fame on July 30.

**1995:** The Browns concluded the season with a 5-11 record. In November, owner Art Modell announced he was relocating the team to Baltimore, Md. The final game played at Cleveland Municipal Stadium was on Sunday, Dec. 17, 1995 against the Cincinnati Bengals. The Browns defeated the Bengals, 26-10. The victory marked an all-time NFL record of 202-117-5 (.631) while playing at Cleveland Municipal Stadium.

**1996:** The City of Cleveland and the NFL secured an unprecedented deal to return the Cleveland Browns to the playing field in 1999. The deal stipulated that the name, colors and heritage of the Browns would remain in Cleveland.

**1998:** The NFL awarded the Cleveland Browns to Alfred Lerner and Carmen A. Policy on Sep. 8. The NFL formally transferred ownership of the Cleveland Browns to Lerner and Policy on Oct. 23. Dwight Clark was named vice president, director of football operations on Nov. 30.

**1999:** Chris Palmer was named the ninth full-time head coach in Cleveland Browns history Jan. 21. The Browns were awarded the rights to the first pick in the 1999 NFL Draft and used the pick to select Kentucky quarterback Tim Couch. The first game at new Cleveland Browns Stadium was played on Aug. 21 against the Minnesota Vikings with the Vikings prevailing, 24-17. In the first regular-season game in the Browns' 1999 commemorative season and the first regular season game at Cleveland Browns Stadium, the Browns lost to the Pittsburgh Steelers, 43-0. The Browns recorded their first victory of the '99 season on Oct. 31 with a last-second Hail Mary pass from Tim Couch to Kevin Johnson.

**2000:** The Browns selected Penn State defensive end Courtney Brown with the first pick in the 2000 NFL Draft.



### **JIM BROWN**

Enshrined in 1971

(Syracuse)

Fullback 6-2, 232

1957-1965 Cleveland Browns

Syracuse All-America, 1956...Browns' No. 1 draft pick, 1957...Awesome runner, led NFL rushers eight years...All-NFL eight of nine years...NFL's Most Valuable Player, 1958, 1965...Rookie of the Year, 1957...Played in nine straight Pro Bowls...Career marks: 12,312 yards rushing, 262 receptions, 15,459 combined net yards, 756 points scored...Uniform #32 retired by Browns...Born Feb. 17, 1936, in St. Simons, Ga.



**PAUL BROWN**

Enshrined in 1967

(Miami of Ohio)

Coach

1946-1949 Cleveland Browns (AAFC)

1950-1962 Cleveland Browns (NFL)

Exceptionally successful coach at all levels of football...Organized Browns in AAFC, 1946... Built great Cleveland dynasty with 167-53-8 record, four AAFC titles, three NFL crowns, only one losing season in 17 years...A revolutionary innovator with many coaching "firsts" to his credit...Elected to Pro Football Hall of Fame before Cincinnati Bengals tenure began...Born Sept. 7, 1908 in Norwalk, Ohio...Died Aug. 5, 1991, at the age of 82.



### LEN FORD

Enshrined in 1976

(Michigan)

Defensive End 6-5, 245

1948-1949 Los Angeles Dons (AAFC)

1950-1957 Cleveland Browns

1958 Green Bay Packers

Caught 67 passes as two-way end with Dons, 1948-1949...After AAFC folded, Browns converted him to full-time defensive end, altered defenses to take advantage of his exceptional pass-rushing skills...Overcame serious injuries in 1950 to earn All-NFL honors five times, 1951-1955...Played in four Pro Bowls...Recovered 20 opponents' fumbles in career...Born Feb. 18, 1926, in Washington, D.C....Died March 14, 1972, at the age of 46.



**FRANK GATSKI**

Enshrined in 1985

(Marshall)

Center 6-3, 233

1946-1949 Cleveland Browns (AAFC)

1950-1956 Cleveland Browns (NFL)

1957 Detroit Lions

Anchored powerful offensive line during Browns' dominant years in AAFC, NFL...Strong, consistent, exceptional pass blocker who never missed a game or practice in high school, college or pro football...Played in 11 championship games in 12 years with his teams winning eight times...Played as line-backer early in career...All-NFL four years...Played in 1957 Pro Bowl...Born March 18, 1922, in Farmington, W.Va.



### **OTTO GRAHAM**

Enshrined in 1965

(Northwestern)


Quarterback 6-1, 196

1946-1949 Cleveland Browns (AAFC)

1950-1955 Cleveland Browns (NFL)

College tailback, switched to T-quarterback in pros...Guided Browns to 10 division or league crowns in 10 years...Topped AAFC passers four years, NFL two years...All-league nine of 10 years...4 TD passes in 1950 NFL title win...Had 3 TDs running, 3 TDs passing in 1954 NFL title game...Career passes for 23,584 yards, 174 TDs...Scored 276 points on 46 TDs...Uniform #14 retired by Browns (also wore #60)...Born Dec. 6, 1921, in Waukegan, Ill.



**LOU GROZA**

Enshrined in 1974

(Ohio State)

Offensive Tackle/Placekicker 6-3, 240

1946-1949 Cleveland Browns (AAFC)

1950-1959, 1961-1967 Cleveland Browns (NFL)

Last of "original" Browns to retire...Regular offensive tackle, 1947-1959...Back injury forced layoff, 1960...Kicking specialist only, 1961-1967...All-NFL tackle six years...NFL Player of Year, 1954...In nine Pro Bowls...Last-second field goal won 1950 NFL title game...Scored 1,608 points in 21 years...Played in four AAFC, nine NFL title games...Uniform #76 retired by Browns (also wore #46)...Born Jan. 25, 1924, in Martins Ferry, Ohio.



### **LEROY KELLY**

Enshrined in 1994

(Morgan State)

Running Back 6-0, 202

1964-1973 Cleveland Browns

Eighth-round draft choice, 1964...1,000-yard rusher first three years after becoming a starter in 1966...Won NFL rushing titles, 1967, 1968...Two-time punt return champion: 1965 NFL, 1971 AFC...All-NFL five years...named to six Pro Bowls...Career stats: 7,274 yards rushing; 2,281 reception yards; 2,774 return yards; 12,329 combined yards; 90 touchdowns...Born May 20, 1942, in Philadelphia, Pa.



**DANTE LAVELLI**

Enshrined in 1975

(Ohio State)

End 6-0, 191

1946-1949 Cleveland Browns (AAFC)

1950-1956 Cleveland Browns (NFL)

Played only three college games, served in U.S. Infantry before turning pro...Top AAFC receiver as rookie, scored winning TD in title game, 1946...Caught 11 passes in 1950 NFL championship...All-AAFC, 1946-1947...All-NFL, 1951, 1953...In three Pro Bowls...Caught 386 passes for 6,488 yards, 62 TDs...Had record 24 catches in six NFL title games...Nicknamed "Glue Fingers"...Born Feb. 23, 1923, in Hudson, Ohio.



### **MIKE McCORMACK**

Enshrined in 1984

(Kansas)

Tackle 6-4, 246

1951 New York Yanks

1954-1962 Cleveland Browns

Drafted by 1951 New York Yanks...Played in first of six Pro Bowls as a rookie...In U.S. Army, 1952-1953...Traded to Browns in 15-player deal while in service...Played defensive middle guard, 1954 Browns...Stole ball to set up key Browns TD, 1954 NFL title game...Excelled as offensive right tackle for eight years, 1955-1962...Equally adept as rushing blocker, pass protector...Born June 21, 1930, in Chicago, Ill.



**BOBBY MITCHELL**

Enshrined in 1983

(Illinois)

Wide Receiver/Halfback 6-0, 192

1958-1961 Cleveland Browns

1962-1968 Washington Redskins

Blessed with exceptional speed, balance, faking ability...Split career as Browns halfback, Redskins flanker...Noted for spectacular long-distance scoring plays...Amassed 14,078 combined net yards...Scored 91 touchdowns, caught 521 passes, had 8 kick return TDs...Topped NFL receivers, 1962...Surpassed 50 catches six years...All-NFL two times...Played in four Pro Bowl games...Born June 6, 1935, in Hot Springs, Ark.



### MARION MOTLEY

Enshrined in 1968  
(South Carolina State, Nevada)  
Fullback 6-1, 232  
1946-1949 Cleveland Browns (AAFC)  
1950-1953 Cleveland Browns (NFL)  
1955 Pittsburgh Steelers

Deadly pass blocker, peerless runner on Browns' famed trap play...Also played linebacker early in career...All-time AAFC rushing champ...Top NFL rusher, 1950...All-AAFC three years, All-NFL in 1950...Lifetime rushing: 828 carries, 4,720 yards...5.7-yard career average all-time record...Caught 85 passes, scored 234 points in nine years...Played in 1951 Pro Bowl...Born June 5, 1920, in Leesburg, Ga...Died June 27, 1999, at the age of 79.



**OZZIE NEWSOME**


Enshrined in 1999

(Alabama)

Tight End 6-2, 232

1978-1990 Cleveland Browns

Browns' first round draft pick, 1978...Nicknamed "Wizard of Oz"...Became instant team leader...Retired as all-time leading tight end receiver, fourth among all receivers...Career stats: 662 receptions 7,980 yards, 47 TDs...Recorded career-best 89 catches in 1983, repeated feat in 1984...Caught pass in 150 consecutive games...All-Pro, 1979, 1984...Named to three Pro Bowls...Born March 16, 1956, in Muscle Shoals, Ala.



### **PAUL WARFIELD**

Enshrined in 1983

(Ohio State)

Wide Receiver 6-0, 188

1964-1969, 1976-1977 Cleveland Browns

1970-1974 Miami Dolphins

Drafted by both Browns, Bills, 1964...Cleveland fixture before 1970 trade to Miami...Key element in Dolphins offenses...Mere presence on field forced defensive adjustments...Fast, super-smooth, precise pattern runner, sure-handed, excellent blocker...Caught 427 passes for 8,565 yards, 85 touchdowns...Had sensational 20.1-yard per catch average...All-NFL five years...Named to eight Pro Bowls...Born Nov. 28, 1942, in Warren, Ohio.



**BILL WILLIS**

Enshrined in 1977

(Ohio State)

Middle Guard 6-2, 213

1946-1949 Cleveland Browns (AAFC)

1950-1953 Cleveland Browns (NFL)

All-America tackle at Ohio State...Played two ways, but excelled as defensive middle guard...Lightning quickness was his constant trademark that earned him a job in first pro scrimmage...Touchdown-saving tackle against Giants preserved Browns' 1950 NFL title drive...All-AAFC three years...All-NFL, 1950-1953...In three NFL Pro Bowls...Born Oct. 5, 1921, in Columbus, Ohio.

# HISTORY

## HALL OF FAME TRADITION

The rich tradition of the Cleveland Browns boasts 14 members in the Pro Football Hall of Fame, which is tied for the fifth-highest total league-wide. Only the Chicago Bears, Green Bay Packers, New York Giants and Pittsburgh Steelers claim more Hall of Famers.

Team	Hall of Fame Enshrinees
1. Chicago Bears	25
2. Green Bay Packers	19
3. New York Giants	16
4. Pittsburgh Steelers	15
5. Cleveland Browns	14
Washington Redskins	14





## ALL-LEAGUE SELECTIONS

**1950** — Marion Motley (UP, AP), Mac Speedie (UP), Bill Willis (UP). **1951** — Tony Adamle (UP), Frank Gatski (UP, AP), Otto Graham (UP, AP), Lou Groza (UP), Dub Jones (UP, AP), Dante Lavelli (UP). **1952** — Len Ford (UP, AP), Frank Gatski (AP), Otto Graham (UP), Lou Groza (UP, AP), Mac Speedie (UP), Bill Willis (UP, AP). **1953** — Len Ford (UP, AP), Frank Gatski (UP, AP), Ken Gorgal (UP), Otto Graham (UP, AP), Lou Groza (UP, AP), Dante Lavelli (UP), Tommy Thompson (UP), Bill Willis (AP). **1954** — Len Ford (UP, AP), Otto Graham (UP, AP), Lou Groza (UP, AP). **1955** — Don Colo (UP), Len Ford (UP), Frank Gatski (UP, AP), Abe Gibrion (UP), Otto Graham (UP, AP), Lou Groza (UP, AP), Don Paul (UP). **1956** — None. **1957** — Jim Brown (UP, AP), Lou Groza (UP). **1958** — Jim Brown (UPI, AP). **1959** — Jim Brown (UPI, AP), Jim Ray Smith (UPI, AP).

**1960** — Jim Brown (UPI, AP), Jim Ray Smith (UPI, AP). **1961** — Jim Brown (UPI, AP, NEA), Jim Ray Smith (UPI, AP, NEA). **1962** — Jim Ray Smith (NEA). **1963** — Jim Brown (UPI, AP, NEA), Dick Schafrath (AP). **1964** — Jim Brown (UPI, AP, NEA), Jim Houston (NEA), Dick Schafrath (AP, UPI), Paul Warfield (NEA). **1965** — Jim Brown (UPI, AP, NEA), Gary Collins (UPI), Jim Houston (UPI), Dick Schafrath (UPI, AP). **1966** — Gene Hickerson (NEA), Leroy Kelly (UPI, AP, NEA). **1967** — Gene Hickerson (AP, NEA, UPI), Leroy Kelly (AP, NEA, UPI). **1968** — Gene Hickerson (AP, NEA, UPI), Leroy Kelly (AP, NEA, UPI), Paul Warfield (NEA, UPI). **1969** — Gary Collins (AP, UPI), Gene Hickerson (AP, UPI), Leroy Kelly (NEA), Paul Warfield (NEA).

**1970** — Gene Hickerson (UPI, PFWA). **1971** — Leroy Kelly (NEA). **1972** — Don Cockroft (NEA). **1973** — Clarence Scott (UPI). **1974** — None. **1975** — None. **1976** — Jerry Sherk (AP, NEA, PFWA). **1977** — None. **1978** — Thom Darden (NEA, PFWA). **1979** — Ozzie Newsome (PFWA).

**1980** — Lyle Alzado (AP, UPI), Joe DeLamielleure (NEA, PFWA, UPI), Brian Sipe (AP, PFWA, NEA, UPI). **1981** — None. **1982** — None. **1983** — Chip Banks (AP, PFWA). **1984** — Clay Matthews (NEA), Ozzie Newsome (AP, NEA, PFWA). **1985** — None. **1986** — Chip Banks (UPI, AP), Hanford Dixon (AP, PFWA, NEA, UPI), Dan Fike (NEA), Bob Golic (AP, NEA), Frank Minnifield (UPI). **1987** — Hanford Dixon (AP, NEA, PFWA, UPI), Frank Minnifield (AP, NEA, PFWA, UPI), Bernie Kosar (UPI), Earnest Byner (UPI), Dan Fike (UPI), Carl Hairston (UPI), Cody Risien (UPI). **1988** — Hanford Dixon (AP), Frank Minnifield (AP, NEA, PFWA, UPI), Clay Matthews (UPI). **1989** — Mike Johnson (UPI), Frank Minnifield (AP, UPI), Clay Matthews (UPI), Michael Dean Perry (AP, UPI, PFWA), Webster Slaughter (AP, UPI).

**1990** — Michael Dean Perry (AP, UPI, PFWA, NEA). **1991** — Michael Dean Perry (AP, USA, NEA). **1992** — None. **1993** — Eric Metcalf (AP, PFWA, UPI). **1994** — Rob Burnett (UPI), Pepper Johnson (UPI, USA), Tony Jones (AP), Michael Dean Perry (AP, UPI), Matt Stover (UPI), Eric Turner (AP, PFWA, UPI). **1995** — None. **1999** — None.

## PRO BOWL SELECTIONS

(Year indicates the year in which game was played)

**1951** — Tony Adamle, Otto Graham, Lou Groza, Weldon Humble, Marion Motley, Mac Speedie, Bill Willis. **1952** — Tony Adamle, Ken Carpenter, Len Ford, Lou Groza, Otto Graham, Dub Jones, Dante Lavelli, Bill Willis. **1953** — Len Ford, Abe Gibron, Horace Gillom, Otto Graham, Lou Groza, Bill Willis. **1954** — Len Ford, Abe Gibron, Otto Graham, Lou Groza, Harry Jagade, Tommy James, Dante Lavelli, Ray Renfro. **1955** — Don Colo, Len Ford, Frank Gatski, Abe Gibron, Otto Graham, Lou Groza, Ken Konz, Dante Lavelli. **1956** — Darrell Brewster, Don Colo, Abe Gibron, Lou Groza, Ken Konz, Fred Morrison. **1957** — Darrell Brewster, Mike McCormack, Walter Michaels, Don Paul. **1958** — Jim Brown, Bob Gain, Lou Groza, Mike McCormack, Walter Michaels, Don Paul, Ray Renfro. **1959** — Jim Brown, Don Colo, Bob Gain, Lou Groza, Walter Michaels, Don Paul, Jim Ray Smith.

**1960** — Jim Brown, Bob Gain, Lou Groza, Art Hunter, Walter Michaels, Jim Ray Smith. **1961** — Jim Brown, Mike McCormack, Bobby Mitchell, Bernie Parrish, Milt Plum, Ray Renfro, Jim Ray Smith. **1962** — Jim Brown, Bob Gain, Mike McCormack, John Morrow, Milt Plum, Jim Ray Smith. **1963** — Jim Brown, Galen Fiss, Bob Gain, Bill Glass, Mike McCormack, Jim Ray Smith. **1964** — Jim Brown, Galen Fiss, Bill Glass, John Morrow, Bernie Parrish, Dick Schafrath. **1965** — Jim Brown, Bill Glass, Jim Houston, Dick Modzelewski, Frank Ryan, Dick Schafrath, Paul Warfield. **1966** — Jim Brown, Gary Collins, Gene Hickerson, Jim Houston, Frank Ryan, Dick Schafrath, Paul Wiggin, John Wooten. **1967** — Johnny Brewer, Gary Collins, Ernie Green, Gene Hickerson, Leroy Kelly, Frank Ryan, Dick Schafrath, John Wooten. **1968** — Bill Glass, Ernie Green, Gene Hickerson, Walter Johnson, Leroy Kelly, Milt Morin, Dick Schafrath, Paul Wiggin. **1969** — Erich Barnes, Gene Hickerson, Walter Johnson, Ernie Kellermann, Leroy Kelly, Milt Morin, Dick Schafrath, Paul Warfield.

**1970** — Jack Gregory, Gene Hickerson, Fred Hoaglin, Jim Houston, Walter Johnson, Leroy Kelly, Bill Nelsen, Paul Warfield. **1971** — Gene Hickerson, Jim Houston, Leroy Kelly. **1972** — Leroy Kelly, Milt Morin. **1973** — None. **1974** — Greg Pruitt, Clarence Scott, Jerry Sherk. **1975** — Greg Pruitt, Jerry Sherk. **1976** — Jerry Sherk. **1977** — Greg Pruitt, Jerry Sherk. **1978** — Greg Pruitt. **1979** — Thom Darden.

**1980** — Tom DeLeone, Mike Pruitt. **1981** — Joe DeLamielleure, Tom DeLeone, Doug Dieken, Mike Pruitt, Brian Sipe. **1982** — Ozzie Newsome. **1983** — Chip Banks. **1984** — Chip Banks. **1985** — Ozzie Newsome. **1986** — Chip Banks, Bob Golic, Kevin Mack, Clay Matthews, Ozzie Newsome. **1987** — Chip Banks, Hanford Dixon, Bob Golic, Frank Minnifield, Cody Risien. **1988** — Hanford Dixon, Bob Golic, Bernie Kosar, Kevin Mack, Clay Matthews, Gerald McNeil, Frank Minnifield, Cody Risien. **1989** — Hanford Dixon, Clay Matthews, Frank Minnifield.

**1990** — Mike Johnson, Clay Matthews, Frank Minnifield, Michael Dean Perry, Webster Slaughter. **1991** — Mike Johnson, Michael Dean Perry. **1992** — Michael Dean Perry. **1993** — None. **1994** — Eric Metcalf, Michael Dean Perry. **1995** — Rob Burnett, Leroy Hoard, Pepper Johnson, Eric Metcalf, Michael Dean Perry, Eric Turner. **1996** — None. **2000** — None.

### Retired Uniform Numbers

14	Otto Graham
32	Jim Brown
45	Ernie Davis
46	Don Fleming
76	Lou Groza



### A

Abdullah, Rahim (LB) Clemson.....	99
Abdul-Jabbar, Karim (RB) UCLA.....	99
Abrams, Bobby (LB) Michigan.....	92
Adamle, Tony (LB) Ohio State.....	47-51, 54
Adams, Chet (T) Ohio.....	46-48
Adams, Pete (G) Southern California.....	74, 76
Adams, Stefan (DB) Auburn.....	90
Adams, Vashone (DB) Eastern Michigan.....	95
Adams, Willis (WR) Houston.....	79-85
Aeilts, Rick (TE) S.E. Miss State.....	##89
Agase, Alex (G) Illinois.....	48-51
Akins, Al (RB) Washington State.....	46
Aldridge, Allen (DE) Prairie View.....	74
Alexander, Derrick (WR) Michigan.....	94-95
Alexander, Derrick (DL) Florida State.....	99
Allen, Ermal (QB) Kentucky.....	47
Allen, Greg (RB) Florida State.....	85
Alzado, Lyle (DE) Yankton.....	79-81
Ambrose, Dick (LB) Virginia.....	75-83
Amstutz, Joe (C) Indiana.....	57
Anderson, Herbie (DB) Texas A&M.....	##92
Anderson, Preston (DB) Rice.....	74
Anderson, Stuart (LB) Virginia.....	84
Andrews, Billy (LB) S.E. Louisiana.....	67-74
Arvie, Herman (OL) Grambling.....	93-95
Askin, John (G) Notre Dame.....	*87
Athas, Pete (DB) Tennessee.....	75
Atkins, Doug (DE) Tennessee.....	53-54

### B

Baab, Mike (C) Texas.....	82-87, 90-91
Babich, Bob (LB) Miami (Ohio).....	73-78
Bahr, Matt (K) Penn State.....	81-89
Baker, Al (DE) Colorado State.....	87, 89-90
Baker, Sam (P-K) Oregon State.....	60-61
Baker, Tony (RB) East Carolina.....	86,88
Baldwin, Keith (DE) Texas A&M.....	82-85
Baldwin, Randy (RB) Mississippi.....	##91-94
Ball, Jerry (DT) Southern Methodist.....	93, 99
Bandison, Romeo (DL) Oregon.....	##94-95
Banker, Ted (G) S.E. Mississippi St.....	89
Banks, Carl (LB) Michigan State.....	94-95
Banks, Chip (LB) Southern California.....	82-86
Banks, Fred (WR) Liberty.....	85
Banks, Robert (DE) Notre Dame.....	89-90
Barisich, Carl (DT) Princeton.....	73-75
Barker, Roy (DE) North Carolina.....	99
Barnes, Erich (DB) Purdue.....	65-71

Barnett, Harlon (S) Michigan State.....	90-92
Barnett, Vincent (S) Arkansas State.....	*87
Barney, Eppie (WR) Iowa State.....	67-68
Bassett, Maurice (RB) Langston.....	54-56
Bates, Michael (WR/KR) Arizona.....	95
Battle, Jim (DE) Southern University.....	66
Baugh, Tom (C) Southern Illinois.....	89
Bavaro, Mark (TE) Notre Dame.....	92
Beach, Walter (DB) Central Michigan.....	63-66
Beamon, Austry (DB) East Texas State.....	80-81
Beauford, Clayton (WR) Auburn.....	*87
Bedosky, Mike (OL) Missouri.....	##94
Belk, Rocky (WR) Miami.....	83
Bell, Geno (DL) Arkansas.....	##99
Bell, Terry (WR) Indiana State.....	*87
Bernstein, Alex (OL) Amherst.....	##99
Benz, Larry (DB) Northwestern.....	63-65
Berry, LatIn (DB) Oregon.....	91-92
Best, Greg (S) Kansas State.....	84
Bettridge, Ed (LB) Bowling Green.....	64
Beutler, Tom (LB) Toledo.....	70
Biedermann, Leo (T) California.....	78
Bishop, Harold (TE) Louisiana State.....	95
Black, James (RB) Akron.....	84
Blandin, Ernie (T) Tulane.....	46-47
Blaylock, Anthony (DB) Winston-Salem.....	88-91
Bloch, Ray (T) Ohio.....	##81
Bobo, Orlando (G) N.E. Louisiana.....	99
Boedecker, Bill (RB) No College.....	47-49
Bolden, Leroy (RB) Michigan State.....	58-59
Bolden, Rickey (T) Southern Methodist.....	84-89
Bolton, Ron (DB) Norfolk State.....	76-82
Bolzan, Scott (T) Northern Illinois.....	##85
Booth, Issac (DB) California.....	94-95
Borton, John (QB) Ohio State.....	57
Bosley, Keith (OT) Eastern Kentucky.....	*87
Bostic, Keith (DB) Michigan.....	90
Bradley, Harold (G) Iowa.....	54-56
Bradley, Henry (DT) Alcorn State.....	79-82
Brady, Donny (DB) Wisconsin.....	95
Braggs, Stephen (DB) Texas.....	87-91
Brandon, David (LB) Memphis State.....	91-93
Brannon, Robert (DE) Arkansas (Fayetteville).....	*87
Brazier, Larry (CB) Southern California.....	82-85
Brennan, Brian (WR) Boston College.....	84-91
Brewer, Johnny (TE-LB) Mississippi.....	61-67
Brewster, Darrel (WR) Purdue.....	52-58
Briggs, Bob (DE) Heidelberg.....	71-73
Briggs, Greg (S)Tex. Southern.....	##93

# HISTORY

## ALL-TIME ROSTER

<b>Brockman, Lonnie</b> (LB) West Virginia.....	#91
<b>Brooks, Clifford</b> (DB) Tennessee State.....	72-74
<b>Brooks, James</b> (RB) Auburn.....	92
<b>Brown, Dean</b> (DB) Fort Valley State.....	69
<b>Brown, Eddie</b> (DB) Tennessee.....	74-75
<b>Brown, Jerome</b> (DL) Mississippi State.....	#93
<b>Brown, Jim</b> (RB) Syracuse.....	57-65
<b>Brown, John</b> (T) Syracuse.....	62-66
<b>Brown, John III</b> (WR) Houston.....	#92
<b>Brown, Ken</b> (RB) No College.....	70-75
<b>Brown, Lomas</b> (T) Florida.....	99
<b>Brown, Orlando</b> (T) South Carolina State.....	94-95, 99
<b>Brown, Preston</b> (KR) Vanderbilt.....	84
<b>Brown, Richard</b> (LB) San Diego State.....	91-92
<b>Brown, Stan</b> (WR) Purdue.....	71
<b>Brown, Terry</b> (DB) Oklahoma State.....	76
<b>Brown, Thomas</b> (DE) Baylor.....	81, 83
<b>Buben, Mark</b> (DT) Tufts.....	82
<b>Buchanan, Charles</b> (DE) Tennessee State.....	88
<b>Buczkowski, Bob</b> (DL) Pittsburgh.....	90
<b>Buddenberg, John</b> (OL) Akron.....	#89
<b>Buehler, George</b> (G) Stanford.....	78-79
<b>Bumgardner, Rex</b> (RB) West Virginia.....	50-52
<b>Bundra, Mike</b> (DT) Southern California.....	64
<b>Bundren, Jim</b> (C) Clemson.....	99
<b>Burnett, Rob</b> (DE) Syracuse.....	90-95
<b>Burrell, Clinton</b> (DB) Louisiana State.....	79-84
<b>Burton, Leonard</b> (OL) South Carolina.....	#91
<b>Butler, Dave</b> (LB) Notre Dame.....	*87
<b>Butler, Ray</b> (WR) Southern California.....	*89
<b>Byner, Earnest</b> (RB) East Carolina.....	84-88, 94-95

### C

<b>Caldwell, Mike</b> (LB) Middle Tennessee State.....	93-95
<b>Caleb, Jamie</b> (RB) Grambling.....	60, 65
<b>Camp, Reggie</b> (DE) California.....	83-87
<b>Campbell, Mark</b> (TE) Michigan.....	99
<b>Campbell, Milt</b> (RB) Indiana.....	57
<b>Capers, James</b> (LB) Central Michigan.....	*87
<b>Carollo, Joe</b> (T) Notre Dame.....	72-73
<b>Carpenter, Chad</b> (WR) Washington State.....	#99
<b>Carpenter, Ken</b> (RB) Oregon State.....	50-53
<b>Carpenter, Lew</b> (RB) Arkansas.....	57-58
<b>Carpenter, Preston</b> (RB) Arkansas.....	56-59
<b>Carraway, Stanley</b> (WR) West Texas State.....	*87
<b>Carreker, Vince</b> (DB) Cincinnati.....	*87
<b>Carrier, Mark</b> (WR) Nicholls State.....	93-94
<b>Carter, Alex</b> (DE) Tennessee State.....	*87
<b>Carver, Dale</b> (LB) Georgia.....	83

<b>Cassady, Howard</b> (RB) Ohio State.....	62
<b>Catlin, Tom</b> (LB) Oklahoma.....	53-54, 57-58
<b>Caylor, Lowell</b> (DB) Miami (Ohio).....	64
<b>Chanoine, Roger</b> (OL) Temple.....	99
<b>Charlton, Clifford</b> (LB) Florida.....	88-89
<b>Cherokee, George</b> (G) Ohio State.....	46
<b>Childress, Freddie</b> (T) Arkansas.....	92
<b>Chiaverini, Darrin</b> (WR) Colorado.....	99
<b>Christensen, Jeff</b> (QB) Eastern Illinois.....	*87
<b>Clancy, Sam</b> (DE) Pittsburgh.....	85-88
<b>Clark, Monte</b> (T) Southern California.....	63-69
<b>Clarke, Frank</b> (WR) Colorado.....	57-59
<b>Clarke, Leon</b> (WR) Southern California.....	60-62
<b>Clayborn, Raymond</b> (CB) Texas.....	90-91
<b>Cline, Ollie</b> (RB) Ohio State.....	48
<b>Cockroft, Don</b> (K-P) Adams State.....	68-80
<b>Cole, Emerson</b> (RB) Toledo.....	50-52
<b>Colella, Tom</b> (P-DB) Canisius.....	46-48
<b>Coleman, Greg</b> (P) Florida A&M.....	77
<b>Colinet, Stalin</b> (DL) Boston College.....	99
<b>Collins, Gary</b> (WR-P) Maryland.....	62-71
<b>Collins, Larry</b> (RB) Texas A&I.....	78
<b>Collins, Ryan</b> (TE) St. Thomas.....	#99
<b>Collins, Shawn</b> (WR) Northern Arizona.....	92
<b>Colo, Don</b> (T) Brown.....	53-58
<b>Conjar, Larry</b> (RB) Notre Dame.....	67
<b>Connolly, Ted</b> (G) Tulsa.....	63
<b>Conover, Frank</b> (DL) Syracuse.....	91
<b>Contz, Bill</b> (T) Penn State.....	83-86
<b>Cooks, Johnie</b> (LB) Mississippi State.....	91
<b>Cooper, Scott</b> (DE) Kearney State.....	*87
<b>Copeland, Jim</b> (G) Virginia.....	67-74
<b>Coppage, Alton</b> (DE) Oklahoma.....	46
<b>Cornell, Bo</b> (RB) Washington.....	71-72
<b>Costello, Vince</b> (LB) Ohio University.....	57-66
<b>Cotton, Fest</b> (DT) Dayton.....	72
<b>Cotton, Marcus</b> (LB) Southern California.....	90
<b>Couch, Tim</b> (QB) Kentucky.....	99
<b>Cousineau, Tom</b> (LB) Ohio State.....	82-85
<b>Cowan, Bob</b> (RB) Indiana.....	47-48
<b>Cowher, Bill</b> (LB) North Carolina State.....	80-82
<b>Cox, Arthur</b> (TE) Texas South.....	91
<b>Cox, Steve</b> (P-K) Arkansas.....	81-84
<b>Craig, Neal</b> (DB) Fisk.....	75-76
<b>Craig, Reggie</b> (WR) Arkansas.....	77
<b>Craven, Bill</b> (DB) Harvard.....	76
<b>Crawford, Mike</b> (RB) Arizona State.....	*87
<b>Crawford, Tim</b> (LB) Texas Tech.....	*87
<b>Crespino, Bob</b> (WR) Mississippi.....	61-63



<b>Crews, Ron</b> (DE) Nevada-Las Vegas .....	80
<b>Crosby, Cleveland</b> (DE) Arizona.....	#80
<b>Cureton, Will</b> (QB) East Texas State .....	75
<b>Cvercko, Andy</b> (G) Northwestern .....	63

### D

<b>Dahl, Bob</b> (OL) Notre Dame.....	92-95
<b>Daniell, Jim</b> (C) Ohio State.....	46
<b>Danielson, Gary</b> (QB) Purdue.....	85, 87-88
<b>Darden, Thom</b> (DB) Michigan.....	72-74, 76-81
<b>Dark, Steve</b> (TE) Middle Tennessee State .....	#93
<b>Darrow, Barry</b> (T) Montana.....	74-78
<b>Davis, Ben</b> (DB) Defiance .....	67-68, 70-73
<b>Davis, Bruce</b> (WR) Baylor .....	84
<b>Davis, Dick</b> (RB) Nebraska.....	69
<b>Davis, Gary</b> (RB) Cal Poly-SLO .....	#81
<b>Davis, Johnny</b> (RB) Alabama.....	82-86, *87
<b>Davis, Michael</b> (CB) Cincinnati .....	95
<b>Davis, Oliver</b> (DB) Tennessee State .....	77-80
<b>Davis, Willie</b> (DE) Grambling .....	58-59
<b>Davis, Zola</b> (WR) South Carolina.....	99
<b>Dawson, Doug</b> (G) Texas .....	94
<b>Dawson, Len</b> (QB) Purdue .....	60-61
<b>Dawson, Phil</b> (K) Texas .....	99
<b>Dearth, James</b> (TE) Tarleton State .....	99
<b>DeLamielleure, Joe</b> (G) Michigan State.....	80-84
<b>DeLeone, Tom</b> (C) Ohio State .....	74-84
<b>DeLeone, Tony</b> (P) Kent State.....	*87
<b>Dellerba, Spiro</b> (RB) Ohio State.....	47
<b>DeMarco, Bob</b> (C) Dayton .....	72-74
<b>DeMarie, John</b> (G-T) Louisiana State .....	67-75
<b>Dennis, Al</b> (G) Grambling.....	76-77
<b>Dennison, Doug</b> (RB) Kutztown State.....	79
<b>Denton, Bob</b> (DT) College of Pacific.....	60
<b>Deschaine, Dick</b> (DE) No College.....	58
<b>Detmer, Ty</b> (QB) Brigham Young.....	99
<b>Devries, Jed</b> (OL) Utah State.....	#94, 95
<b>Devrow, Billy</b> (DB) Southern Mississippi .....	67
<b>Dewar, Jim</b> (RB) Indiana .....	47
<b>Dickey, Curtis</b> (RB) Texas A&M.....	85-86
<b>Dieken, Doug</b> (T) Illinois.....	71-84
<b>Dimler, Rich</b> (DT) Southern California .....	79
<b>Dixon, Gerald</b> (LB) South Carolina .....	93-95
<b>Dixon, Hanford</b> (CB) Southern Mississippi.....	81-89
<b>Donaldson, Gene</b> (G) Kentucky .....	53
<b>Douglas, Derrick</b> (RB) Louisisana Tech .....	91
<b>Dressel, Chris</b> (TE) Stanford.....	#88
<b>Driver, Stacey</b> (RB) Clemson.....	*87
<b>Dudley, Brian</b> (S) Bethune Cookman.....	*87

<b>Duff, Bill</b> (DL) Tennessee .....	99
<b>Dumont, Jim</b> (LB) Rutgers .....	84
<b>Dunbar, Jubilee</b> (WR) Southern.....	74
<b>Duncan, Brian</b> (RB) Southern Methodist.....	76-77
<b>Duncan, Ron</b> (TE) Wittenberg .....	67
<b>Dunn, Damon</b> (WR) Stanford .....	99
<b>Dunn, David</b> (WR) Fresno State .....	99

### E

<b>East, Ron</b> (DE) Montana State .....	75
<b>Eaton, Chad</b> (DL) Washington State.....	95
<b>Echols, Donnie</b> (TE) Oklahoma State .....	*87
<b>Edwards, Earl</b> (DT) Wichita .....	76-78
<b>Edwards, Marc</b> (FB) Notre Dame.....	99
<b>Elkins, Mike</b> (QB) Wake Forest.....	#91
<b>Ellis, Ken</b> (DB) Southern .....	77
<b>Ellis, Ray</b> (S) Ohio State .....	86-87
<b>Engel, Steve</b> (RB) Colorado.....	70
<b>Ethridge, Ray</b> (WR) Pasadena City.....	#95
<b>Evans, Fred</b> (RB) Notre Dame .....	46
<b>Evans, Johnny</b> (QB-P) North Carolina State.....	78-80
<b>Everett, Major</b> (RB) Mississippi College.....	86, *87
<b>Everitt, Steve</b> (C) Michigan.....	93-95

### F

<b>Fairchild, Greg</b> (G) Tulsa.....	78
<b>Farren, Paul</b> (T) Boston University.....	83-91
<b>Feacher, Ricky</b> (WR) Mississippi Valley .....	76-84
<b>Fekete, Gene</b> (RB) Ohio State .....	46
<b>Ferguson, Charley</b> (DE) Tennessee A&I .....	61
<b>Ferguson, Vagas</b> (RB) Notre Dame.....	83
<b>Ferrell, Kerry</b> (WR) Syracuse.....	#93
<b>Fichtner, Ross</b> (DB) Purdue .....	60-67
<b>Figaro, Cedric</b> (LB) Notre Dame.....	91-92
<b>Fike, Dan</b> (G) Florida .....	85-92
<b>Fiss, Galen</b> (LB) Kansas.....	56-66
<b>Fleming, Don</b> (DB) Florida .....	60-62
<b>Flick, Tom</b> (QB) Washington .....	84
<b>Flint, Judson</b> (DB) Memphis State .....	80-82
<b>Florence, Anthony</b> (DB) Bethune Cookman .....	91
<b>Foggie, Fred</b> (DB) Minnesota .....	92
<b>Fontenot, Herman</b> (RB) Louisiana State .....	85-88
<b>Footman, Dan</b> (DE) Florida State .....	93-95
<b>Forbes, Marlon</b> (S) Penn State .....	99
<b>Ford, Henry</b> (RB) Pittsburgh .....	55
<b>Ford, Len</b> (DE) Michigan.....	50-57
<b>Forester, Herschel</b> (G) Southern Methodist.....	54-57
<b>Fortune, Elliott</b> (DL) Georgia Tech .....	#95
<b>Franklin, Bobby</b> (DB) Mississippi.....	60-66

# HISTORY

## ALL-TIME ROSTER

Francis, Jeff (QB) Tennessee .....	90, #92
Franco, Brian (K) Penn State .....	*87
Franks, Elvis (DE) Morgan State .....	80-84
Frederick, Andy (T) New Mexico .....	82
Frederick, Mike (DE) Virginia .....	95
Freeman, Bob (QB) Auburn .....	57-58
Fuller, Corey (DB) Florida State .....	99
Fullwood, Brent (RB) Auburn .....	90
Fulton, Dan (WR) Nebraska-Omaha .....	81-82
Furman, John (QB) Texas-El Paso .....	62

### G

Gain, Bob (DT) Kentucky .....	52, 54-64
Gainer, Derrick (RB) Florida A&M .....	##89, 90
Galbraith, Scott (TE) UCLA .....	90-92
Garcia, Jim (DE) Purdue .....	65
Gardocki, Chris (P) Clemson .....	99
Garlington, John (LB) Louisiana State .....	68-77
Gartner, Chris (K) Indiana .....	74
Gash, Thane (S) E. Tennessee State .....	88-90
Gatski, Frank (C) Marshall .....	46-56
Gaudio, Bob (G) Ohio State .....	47-49, 51
Gaut, Don (QB) Hofstra .....	70
Gautt, Prentice (RB) Oklahoma .....	60
George, Tim (WR) Carson-Newman .....	74
Gibron, Abe (G) Purdue .....	50-56
Gibson, Damon (WR) Iowa .....	99
Gibson, Tom (DE) Northern Arizona .....	89-90
Gillom, Horace (P-WR) Nevada .....	47-56
Gilmore, Corey (RB) San Diego State .....	*87
Glass, Bill (DE) Baylor .....	62-68
Glass, Chip (TE) Florida State .....	69-73
Goad, Tim (DT) North Carolina .....	95
Goebel, Brad (QB) Baylor .....	92-94
Goins, Robert (S) Grambling .....	*87
Golic, Bob (DT) Notre Dame .....	82-88
Goode, Don (LB) Kansas .....	80-81
Goosby, Tom (LB) Baldwin Wallace .....	63
Gorgal, Ken (DB) Purdue .....	50, 53-54
Goss, Don (DT) Southern Methodist .....	56
Gossett, Jeff (P) East Illinois .....	83, 85-87
Graf, Dave (LB) Penn State .....	75-79
Graham, Jeff (QB) Long Beach State .....	##89
Graham, Otto (QB) Northwestern .....	46-55
Grant, Wes (DE) UCLA .....	72
Graybill, Mike (OL) Boston University .....	89
Grayson, David (LB) Fresno State .....	*87-90
Green, Boyce (RB) Carson-Newman .....	83-85
Green, David (RB) Edinboro State .....	82

Green, Ernie (RB) Louisville .....	62-68
Green, Ron (WR) North Dakota .....	67-68
Green, Van (DB) Shaw .....	73-76
Greenwood, Don (RB) Illinois .....	46-47
Greer, Terry (WR) Alabama State .....	86
Gregory, Jack (DE) Delta State .....	67-71, 79
Griffin, Don (CB) Middle Tennessee State .....	94-95
Grigg, Forrest (DT) Tulsa .....	48-51
Griggs, Anthony (LB) Ohio State .....	86-88
Gross, Al (S) Arizona .....	83-87
Groves, George (G) Marquette .....	46
Groza, Lou (T-K) Ohio St. ....	46-59, 61-67
Gruber, Bob (OT) Pittsburgh .....	86
Guilbeau, Rusty (LB) McNeese State .....	*87

### H

Hairston, Carl (DE) Maryland-East Shore .....	84-89
Hairston, Stacey (DB) Ohio Northern .....	93-94
Haley, Darryl (OL) Utah .....	*87-88
Hall, Charlie (LB) Houston .....	71-80
Hall, Dana (S) Washington .....	95
Hall, Dino (KR-RB) Glassboro State .....	79-83
Haller, Alan (DB) Michigan State .....	92
Hannemann, Cliff (LB) Fresno State .....	*87
Hanulak, Chet (RB) Maryland .....	54, 57
Hansen, Brian (P) Sioux Falls .....	91-93
Harper, Mark (CB) Alcorn State .....	86-90
Harraway, Charley (RB) San Jose State .....	66-68
Harrington, John (DE) Marquette .....	46
Harris, Duriel (WR) New Mexico State .....	84
Harris, Jon (DE) Virginia .....	##99
Harris, Marshall (DE) Texas Christian .....	80-82
Harris, Odie (DB) Sam Houston State .....	91-92
Hartley, Frank (TE) Illinois .....	94-95
Harvey, Frank (FB) Georgia .....	##94
Haynes, Hayward (OL) Florida State .....	##91
Hawkins, Ben (WR) Arizona State .....	74
Helluin, Jerry (DT) Tulane .....	52-53
Herring, Hal (LB) Auburn .....	50-52
Hickerson, Gene (G) Mississippi .....	58-60, 62-73
Hilgenberg, Jay (C) Iowa .....	92
Hill, Calvin (RB) Yale .....	78-81
Hill, Jim (DB) Texas A&I .....	75
Hill, Madre (RB) Arkansas .....	99
Hill, Travis (LB) Nebraska .....	94-95
Hill, Will (S) Bishop College .....	88
Hilliard, Randy (CB) Louisiana State .....	90-93
Hoaglin, Fred (C) Pittsburgh .....	66-72
Hoard, Leroy (RB) Michigan .....	90-95



Hoggard, D.D. (CB) North Carolina State.....	85-87
Holden, Steve (WR) Arizona State.....	73-76
Holland, Darius (DT) Colorado.....	99
Holland, Jamie (WR) Ohio State.....	92
Holloway, Glen (G) North Texas State.....	74
Holohan, Pete (TE) Notre Dame.....	92
Holt, Harry (TE) Arizona.....	83-86
Hooker, Fair (WR) Arizona State.....	69-74
Hoover, Houston (G) Jackson State.....	93
Hopkins, Thomas (T) Alabama A&M.....	83
Horn, Alvin (DB) Nevada-Las Vegas.....	*87
Horn, Don (QB) San Diego State.....	73
Horvath, Les (RB) Ohio State.....	49
Houston, Jim (DE-LB) Ohio State.....	60-72
Houston, Lin (G) Ohio State.....	46-53
Howard, Sherman (RB) Nevada.....	52-53
Howell, Mike (DB) Grambling.....	65-72
Howton, Bill (WR) Rice.....	59
Humble, Weldon (LB) Rice.....	47-50
Hunt, Bob (RB) Heidelberg.....	74
Hunter, Art (C) Notre Dame.....	56-59
Hunter, Earnest (RB) Southeast Oklahoma State.....	95
Hutchinson, Tom (WR) Kentucky.....	63-65
Hutchinson, Chuck (G) Ohio State.....	73-75
Huther, Bruce (LB) New Hampshire.....	81
Hynoski, Henry (RB) Temple.....	75

Ilggenfritz, Mark (DE) Vanderbilt.....	74
Ingram, Darryl (TE) California.....	91
Irons, Gerald (LB) Maryland-East Shore.....	76-79
Isaia, Sale (OL) UCLA.....	#95
Isbell, Joe Bob (G) Houston.....	66

Jackson, Alfred (DB) San Diego State.....	91-92
Jackson, Bill (S) North Carolina.....	82
Jackson, Enis (CB) Memphis State.....	*87
Jackson, Michael (WR) Southern Mississippi.....	91-95
Jackson, Raymond (DB) Colorado State.....	99
Jackson, Rich (DE) Southern.....	72
Jackson, Robert E. (G) Duke.....	75-85
Jackson, Robert L. (LB) Texas A&M.....	78-81
Jacobs, Dave (K) Syracuse.....	81
Jacobs, Tim (CB) Delaware.....	93-95
Jaeger, Jeff (K) Washington.....	87
Jagade, Harry (RB) Indiana.....	51-53
James, Lynn (WR) Arizona State.....	91
James, Nathaniel (DB) Florida A&M.....	68

James, Tommy (DB) Ohio State.....	48-55
Jefferson, Ben (T) Maryland.....	##89, 90
Jefferson, John (WR) Arizona State.....	85
Jenkins, Al (G) Tulsa.....	69-70
Johnson, Bill (DL) Michigan State.....	92-94
Johnson, Eddie (LB) Louisville.....	81-90
Johnson, Kevin (WR) Syracuse.....	99
Johnson, Lawrence (DB) Wisconsin.....	79-84
Johnson, Lee (P) Brigham Young.....	87-88
Johnson, Mark (LB) Missouri.....	77
Johnson, Mike (LB) Virginia Tech.....	86-93
Johnson, Mitch (T) UCLA.....	71
Johnson, Pepper (RB) Ohio State.....	93-95
Johnson, Ron (RB) Michigan.....	69
Johnson, Walter (DT) California State (Los Angeles).....	65-76
Joines, Vernon (WR) Maryland.....	89-90
Jones, Bobby (WR) No College.....	83
Jones, Dave (WR) Kansas State.....	69-71
Jones, Dub (WR) Tulane.....	48-55
Jones, Edgar (RB) Pittsburgh.....	46-49
Jones, George (RB) San Diego State.....	99
Jones, Homer (WR) Texas Southern.....	70
Jones, James (DL) Northern Iowa.....	91-94
Jones, Jock (LB) Virginia Tech.....	90-91
Jones, Joe (DE) Tennessee State.....	70-71, 73, 75-78
Jones, Keith (RB) Nebraska.....	89
Jones, Kirk (RB) UNLV.....	*87
Jones, Lenoy (LB) Texas Christian.....	99
Jones, Marlon (DE) Central State.....	87-89
Jones, Reginald (CB) Memphis State.....	#94
Jones, Ricky (LB) Tuskegee.....	77-79
Jones, Ricky (WR) Alabama State.....	##92
Jones, Selwyn (DB) Colorado State.....	93-#94
Jones, Tony (OT) Western Carolina.....	88-95
Jordan, Henry (DT) Virginia.....	57-58
Jordan, Homer (QB) Clemson.....	*87
Junkin, Mike (LB) Duke.....	87-88
Jurkovic, John (DT) Eastern Illinois.....	99

Kafentzis, Mark (S) Hawaii.....	82
Kanicki, Jim (DT) Michigan State.....	63-69
Kapter, Alex (G) Northwestern.....	46-47
Katolin, Mike (C) San Jose State.....	*87
Kauric, Jerry (K) Kennedy Collegiate.....	90
Kellermann, Ernie (DB) Miami (Ohio).....	66-71
Kelley, Chris (TE) Akron.....	*87
Kelly, Leroy (RB) Morgan State.....	64-73
Kemp, Perry (WR) California (Pa.).....	*87

# HISTORY

## ALL-TIME ROSTER

Killian, P.J. (LB) Virginia.....	#94
Kinard, Billy (DB) Mississippi.....	56
Kinchen, Brian (TE) Louisiana State.....	91-95
King, Don (T) Kentucky.....	54
King, Ed (OL) Auburn.....	91-93
King, Joe (DB) Oklahoma State.....	91
Kingrea, Rick (LB) Tulane.....	71-72
Kirby, Terry (RB) Virginia.....	99
Kirk, Randy (LB) San Diego State.....	91
Kissell, John (T) Boston College.....	50-52, 54-56
Kmet, Frank (NT) Purdue.....	#92
Kolesar, Bob (G) Michigan.....	46
Konz, Ken (DB) Louisiana State.....	53-59
Kosar, Bernie (QB) Miami (Fla.).....	85-93
Kosikowski, Frank (WR) Notre Dame.....	48
Kovaleski, Mike (LB) Notre Dame.....	*87
Kramer, Kyle (S) Bowling Green.....	89
Kreitling, Rich (WR) Illinois.....	59-63
Krercowicz, Mark (G) Ohio State.....	#85
Kuechenberg, Rudy (LB) Purdue.....	*87
Kuehl, Ryan (DT) Virginia.....	99
Kyle, Jason (LB) Arizona State.....	99

### L

Lahr, Warren (DB) Western Reserve.....	48-59
Landry, George (RB) Lamar.....	*87
Lane, Gary (QB) Missouri.....	66-67
Langham, Antonio (CB) Alabama.....	94-95, 99
Langhorne, Reggie (WR) Elizabeth City State.....	85-91
Lauter, Steve (S) San Diego State.....	*87
Lavelli, Dante (WR) Ohio State.....	46-56
Lee, Barry (C) Grambling.....	*87
Lee, Marcus (RB) Syracuse.....	94
Lefear, Billy (WR) Henderson State.....	72-75
Leigh, Charles (RB) No College.....	68-69
Leomiti, Carlson (OL) San Diego State.....	#94
LeVeck, Jack (LB) Ohio.....	75
Lewis, Cliff (QB) Duke.....	46-51
Lewis, Darryl (TE) Texas-Arlington.....	84
Lewis, Leo (PR) Missouri.....	90
Lewis, Stan (DE) Wayne (Neb.).....	75
Lilja, George (G-T) Michigan.....	84-86
Linden, Errol (T) Houston.....	61
Lindsey, Dale (LB) Western Kentucky.....	65-72
Lingenfeiter, Bob (T) Nebraska.....	77
Lingmerth, Goran (K) Northern Arizona.....	*87
Little, Earl (DB) Miami (Fla.).....	99
Lloyd, Dave (LB) Georgia.....	59-61
Logan, Dave (WR) Colorado.....	76-83

Logan, Ernie (DL) East Carolina.....	91-93
London, Tom (DB) North Carolina State.....	78
Long, Mel (LB) Toledo.....	72-74
Loomis, Ace (RB) LaCrosse State.....	52
Lucci, Mike (LB) Tennessee.....	62-64
Luck, Terry (QB) Nebraska.....	77
Luneberg, Chris (OL) West Chester.....	#93
Lund, Bill (RB) Case Tech.....	46-47
Lyle, Rick (DE) Missouri.....	94, #95
Lyons, Damion (DB) UCLA.....	#94
Lyons, Robert (S) Akron.....	89

### M

Maceau, Mel (C) Marquette.....	46-48
Macerelli, John (G) St. Vincent.....	56
Mack, Kevin (RB) Clemson.....	85-93
Majors, Bobby (DB) Tennessee.....	72
Malone, Ralph (DE) Georgia Tech.....	86
Manoa, Tim (FB) Penn State.....	87-89
Marangí, Gary (QB) Boston College.....	#77
Marshall, Dave (LB) Eastern Michigan.....	84
Marshall, Jim (DE) Ohio State.....	60
Martin, Jamie (QB) Weber State.....	#99
Martin, Jim (DT) Notre Dame.....	50
Mason, Larry (RB) Troy State.....	*87
Massey, Carlton (DE) Texas.....	54-56
Matheson, Bob (LB) Duke.....	67-70
Matthews, Clay (LB) Southern California.....	78-93
Mayne, Lewis (RB) Texas.....	47
Mays, Dave (QB) Texas Southern.....	76-77
McCade, Mike (WR) Nevada-Las Vegas.....	*87
McCardell, Keenan (WR) Nevada-Las Vegas.....	92-95
McClung, Willie (DT) Florida A&M.....	58-59
McCollum, Andy (OL) Toledo.....	#94
McCormack, Hurvin (DL) Indiana.....	99
McCormack, Mike (T) Kansas.....	54-62
McCusker, Jim (DE) Ohio State.....	63
McCutcheon, Dayton (CB) Southern California.....	99
McDonald, Paul (QB) Southern California.....	80-85
McDonald, Tommy (WR) Oklahoma.....	68
McGonnigal, Bruce (TE) Virginia.....	91
McKay, Bob (T) Texas.....	70-75
McKenzie, Rich (DE) Penn State.....	95
McKinney, Jeremy (T) Iowa.....	99
McKinnis, Hugh (RB) Arizona State.....	73-75
McLemore, Tom (TE) Southern.....	93-94
McMahon, Jim (QB) Brigham Young.....	#95
McMillan, Erik (S) Missouri.....	93
McNeil, Clifton (WR) Grambling.....	64-67



McNeil, Gerald (WR/KR) Baylor .....	86-89
McNeil, Ryan (CB) Miami (Fla.) .....	99
McTyer, Tim (S) Brigham Young .....	99
Memmelaa, Dale (G) Wyoming .....	64-65
Metcalfe, Eric (RB) Texas .....	89-94
Meylan, Wayne (LB) Nebraska .....	68-69
Michaels, Walter (LB) Washington & Lee .....	52-61
Middleton, Ron (TE) Auburn .....	89
Miller, Arnold (DL) Louisiana State .....	99
Miller, Cleo (RB) Arkansas AM&N .....	75-82
Miller, Jamir (LB) UCLA .....	99
Miller, Mark (QB) Bowling Green .....	78-79
Miller, Matt (T) Colorado .....	79-82
Miller, Nick (LB) Arkansas .....	87
Miller, Willie (WR) Colorado State .....	75-76
Milstead, Rod (G) Delaware State .....	#93
Minnear, Randy (RB) Purdue .....	70
Minnifield, Frank (CB) Louisville .....	84-92
Mitchell, Alvin (DB) Morgan State .....	68-69
Mitchell, Bobby (RB) Illinois .....	58-61
Mitchell, Mack (DE) Houston .....	75-78
Modzelewski, Dick (DT) Maryland .....	64-66
Modzelewski, Ed (RB) Maryland .....	55-59
Mohring, John (LB) C.W. Post .....	80
Montgomery, Cleo (KR) Abilene Christian .....	81
Moog, Aaron (DE) Nevada-Las Vegas .....	*87
Moore, Eric (OL) Indiana .....	95
Moore, Stevon (DB) Mississippi .....	92-95
Moriarty, Pat (RB) Georgia Tech .....	79
Morin, Milt (TE) Massachusetts .....	66-75
Morris, Chris (T) Indiana .....	72-73
Morris, Joe (RB) Syracuse .....	91
Morris, Mike (C) Northeast Mississippi State .....	90
Morrison, Fred (RB) Ohio State .....	54-56
Morrison, Reece (RB) Southwest Texas State .....	68-72
Morrow, John (C) Michigan .....	60-66
Morze, Frank (C) Boston College .....	62-63
Moseley, Mark (K) Stephen F. Austin .....	86
Mosselle, Dom (RB) Superior (Wisconsin) State College .....	50
Mostardi, Richard (DB) Kent State .....	60
Motley, Marion (RB) Nevada .....	46-53
Murphy, Fred (WR) Georgia Tech .....	60
Mustafa, Isaiah (WR) Arizona State .....	##99
Mustafaa, Najee (CB) Georgia Tech .....	93
Myslinski, Tom (OL) Tennessee .....	##92

### N

Nagler, Gern (WR) Santa Clara .....	60-61
Nave, Stevan (LB) Kansas .....	*87

Nelsen, Bill (QB) Southern California .....	68-72
Neujahr, Quentin (OL) Kansas State .....	#95
Newman, Patrick (WR) San Diego State .....	94
Newsome, Ozzie (TE) Alabama .....	78-90
Newsome, Vince (DB) Washington .....	91-92
Nicolas, Scott (LB) Miami .....	82-86
Ninowski, Jim (QB) Michigan State .....	58-59, 62-66
Noll, Chuck (G-LB) Dayton .....	53-59
Nugent, Terry (QB) Colorado State .....	#84
Nutting, Ed (DT) Georgia Tech .....	61

### O

O'Brien, Francis (T) Michigan State .....	59
O'Connell, Tom (QB) Illinois .....	56-57
O'Connor, Bill (DE) Notre Dame .....	49
Oden, McDonald (TE) Tennessee State .....	80-82
Odom, Clifton (LB) Texas-Arlington .....	80
Ogle, Kendall (LB) Maryland .....	99
Oliphant, Mike (RB) Puget Sound .....	89-91
Oliver, Bob (DE) Abilene Christian .....	69
Oristaglio, Bob (DE) Pennsylvania .....	51
Owens, Kerry (LB) Arkansas .....	##89

### P

Pagel, Mike (QB) Arizona State .....	86-90
Palelei, Lonnie (OL) Nevada-Las Vegas .....	#95
Palmer, Darrell (DT) Texas Christian .....	49-53
Palmer, Randy (TE) Texas A&M (Kingsville) .....	99
Palumbo, Sam (LB) Notre Dame .....	55-56
Parilli, Vito (QB) Kentucky .....	56
Parker, Frank (DT) Oklahoma State .....	62-64, 66-67
Parker, Jerry (LB) Central State .....	*87
Parris, Gary (TE) Florida State .....	75-78
Parrish, Bernie (DB) Florida .....	59-66
Parseghian, Ara (RB) Miami (Ohio) .....	48-49
Patten, Joel (T) Duke .....	80
Paul, Don (DB) Washington State .....	54-58
Payton, Eddie (KR) Jackson State .....	77
Peebles, Danny (WR) North Carolina State .....	91
Pena, Bob (G) Massachusetts .....	72
Perini, Pete (RB) Ohio State .....	55
Perry, Michael Dean (DE) Clemson .....	88-94
Perry, Rod (CB) Colorado .....	83-84
Peters, Floyd (DT) San Francisco State .....	59-62
Peters, Tony (DB) Oklahoma .....	75-78
Petersen, Ted (T) Eastern Illinois .....	84
Petitbon, John (DB) Notre Dame .....	55-56
Phelps, Don (RB) Kentucky .....	50-51
Philcox, Todd (QB) Syracuse .....	91-93

# HISTORY

## ALL-TIME ROSTER

Phipps, Mike (QB) Purdue .....	70-76
Pierce, Calvin (FB) Eastern Illinois.....	*87
Pierce, Steve (WR) Illinois.....	*87
Pietrosante, Nick (RB) Notre Dame .....	66-67
Pike, Chris (DL) Tulsa .....	89-90
Piskor, Ray (T) Niagara .....	47
Pitts, Frank (WR) Southern .....	71-73
Pitts, John (DB) Arizona State .....	75
Pizzo, Joe (QB) Mars Hill.....	*87
Pleasant, Anthony (DE) Tennessee State .....	90-95
Plum, Milt (QB) Penn State.....	57-61
Polley, Tom (LB) Nevada-Las Vegas.....	*87
Poole, Larry (RB) Kent State .....	75-77
Pope, Marquez (S) Fresno State.....	99
Poumele, Pulu (G) Arizona .....	##95
Powell, Craig (LB) Ohio State.....	95
Powell, Preston (RB) Grambling.....	61
Powell, Ronnie (WR) Northwestern State .....	99
Powers, Ricky (RB) Michigan.....	95
Prestel, Jim (T) Idaho .....	60
Pritchett, Billy (RB) West Texas State.....	75
Pruitt, Greg (RB) Oklahoma.....	73-81
Pruitt, Mike (RB) Purdue.....	76-84
Ptacek, Bob (QB) Michigan.....	59
Pucci, Ben (DT) No College.....	48
Putnam, Duane (G) College of Pacific .....	61
Pupua, Tau (DT) Weber State .....	95
Puzzuoli, Dave (NT) Pittsburgh.....	83-87
Pyne, Jim (G) Virginia Tech.....	99

### Q

Quinlan, Bill (DE) Michigan State.....	57-58
Quinlan, Voiney (RB) San Diego State.....	56
Quinton, Dustin (OL) Nevada-Las Vegas.....	##91

### R

Raimey, Dave (DB) Michigan .....	64
Rainer, Wali (LB) Virginia .....	99
Rakoczy, Gregg (OL) Miami .....	87-90
Ratterman, George (QB) Notre Dame.....	52-56
Rechichar, Bert (DB) Tennessee .....	52
Redden, Barry (RB) Richmond.....	89-90
Reeves, Ken (OL) Texas A&M .....	90
Reeves, Walter (TE) Auburn.....	94-95
Rehberg, Scott (OL) Central Michigan.....	99
Renfro, Ray (WR) North Texas St.....	52-63
Reynolds, Billy (RB) Pittsburgh.....	53-54, 57
Reynolds, Chuck (C) Tulsa .....	69-70
Rhyme, Jerry (QB) Tulsa .....	69

Rich, Randy (DB) New Mexico .....	78-79
Richardson, Gloster (WR) Jackson State .....	72-74
Riddick, Louis (DB) Pittsburgh.....	93-95
Rienstra, John (OL) Temple .....	91-92
Righetti, Joe (DT) Waynesburg.....	69-70
Risien, Cody (T) Texas A&M.....	79-83, 85-89
Rison, Andre (WR) Michigan State.....	95
Roan, Oscar (TE) Southern Methodist .....	75-78
Robbins, Kevin (OT) Michigan State.....	##89, 90
Roberts, Walter (WR) San Jose State .....	64-66
Robinson, Billy (DB) Arizona State.....	*87
Robinson, DeJuan (DB) Northern Arizona .....	*87
Robinson, Fred (G) Washington .....	57
Robinson, Mike (DE) Arizona .....	81-82
Rockins, Chris (S) Oklahoma State.....	84-87
Rogers, Don (S) UCLA.....	84-85
Rogers, Tyrone (DL) Alabama State .....	99
Rokisky, John (DE) Duquesne.....	46
Roman, Nick (DE) Ohio State .....	72-74
Romaniszyn, Jim (LB) Edinboro State.....	73-74
Rose, Ken (LB) Nevada-Las Vegas .....	90
Rouson, Lee (RB) Colorado .....	91
Rowe, Patrick (WR) San Diego State .....	93
Rowell, Eugene (WR) Southern Mississippi.....	90
Rucker, Reggie (WR) Boston University.....	75-81
Ruhman, Chris (OL) Texas A&M.....	99
Runager, Max (P) South Carolina .....	88
Rusinek, Mike (NT) California .....	*87
Ryan, Frank (QB) Rice .....	62-68
Rymkus, Lou (T) Notre Dame .....	46-51
Rypien, Mark (QB) Washington State.....	94

### S

Saban, Lou (LB) Indiana.....	46-49
Sabatino, Bill (DT) Colorado.....	68
Sagapolutele, Pio (DL) Hawaii .....	91-95
St. Clair, Mike (DE) Grambling.....	76-79
Salaam, Rashaan (RB) Colorado .....	99
Saleh, Tarek (FB) Wisconsin.....	99
Sandusky, John (T) Villanova .....	50-55
Sanford, Lucius (LB) Georgia Tech.....	87
Scales, Charley (RB) Indiana .....	62-65
Scarry, Mike (C) Waynesburg.....	46-47
Schafraht, Dick (G-T) Ohio State.....	59-71
Schoen, Tom (DB) Notre Dame.....	70
Schultz, Randy (RB) State College (Iowa).....	66
Schwenk, Bud (QB) Washington .....	46
Scott, Bo (RB) Ohio State .....	69-74
Scott, Clarence (DB) Kansas State.....	71-83





# HISTORY

## ALL-TIME ROSTER

Turner, Eric (S) UCLA .....	91-95
Turner, Kevin (LB) Pacific .....	82

### U

Ulinski, Ed (G) Marshall .....	46-49
Upshaw, Marvin (DE) Trinity.....	68-69

### V

Van Dyke, Ralph (T) Southern Illinois.....	*87
Van Pelt, Brad (LB) Michigan State.....	86
Vardell, Tommy (RB) Stanford.....	92-95
Verser, David (WR) Kansas .....	*87

### W

Wagner, Bryan (P) Cal-State Northridge.....	89-90
Walters, Van (LB) Indiana.....	88-91
Walker, Dwight (RB-WR) Nicholls State .....	82-84
Wallace, Calvin (DE) West Virginia Tech.....	*87
Walls, Everson (DB) Grambling .....	92-93
Walters, Dale (P) Rice .....	*87
Ward, Carl (DB) Michigan .....	67-68
Warfield, Paul (WR) Ohio State .....	64-69, 76-77
Washington, Brian (S) Nebraska .....	88
Washington, Marcus (DB) Colorado .....	#99
Watkins, Tom (RB) Iowa State.....	61
Watson, Karlton (QB) Winston-Salem.....	*87
Watson, Louis (WR) Miss. Val. St. ....	*87
Watson, Remi (WR) Bethune-Cookman.....	*87
Weathers, Clarence (WR) Delaware State.....	85-88
Weathers, Curtis (TE-LB) Mississippi.....	79-85
Webb, Ken (RB) Presbyterian .....	63
Weber, Chuck (DE) West Chester State.....	55-56
Webster, Larry (DT) Maryland.....	95
White, Bob (RB) Stanford .....	55
White, Charles (RB) Southern California.....	80-82, 84
White, James (DE) Louisiana State.....	#85
White, Lorenzo (RB) Michigan State .....	95
Whitlow, Bob (C) Arizona .....	68
Whitwell, Mike (WR-S) Texas A&M.....	82-83
Wiggin, Paul (DE) Stanford.....	57-67
Wilburn, Barry (CB) Mississippi.....	92
Wilkerson, Gary (DB) Penn State.....	#89
Wilkinson, Jerry (DE) Oregon State.....	80
Williams, A.D. (WR) College of Pacific.....	60
Williams, Arthur (WR) Abilene Christian .....	*87
Williams, Clarence (H-B) Washington State .....	93
Williams, Gene (T-G) Iowa State .....	93-94
Williams, James (LB) Mississippi State.....	99
Williams, Larry (G) Notre Dame.....	86-88

Williams, Lawrence (KR) Texas Tech.....	77
Williams, Ray (WR) Clemson.....	*87
Williams, Sidney (LB) Southern .....	64-66
Williams, Stacy (DB) East Texas State.....	*87
Williams, Tony (T) Kansas State.....	93
Williams, Wally (C) Florida A&M.....	93-95
Willis, Bill (G-LB) Ohio State.....	46-53
Wilson, Tom (RB) No College.....	62
Wilson, Troy (CB) Notre Dame.....	*87
Wingle, Blake (G) UCLA.....	*87
Winslow, George (P) Villanova .....	87
Winters, Frank (C) Western Illinois .....	87-88
Wise, Mike (DL) California-Davis.....	91
Wiska, Jeff (G) Michigan State.....	86
Wohlabaugh, Dave (C) Syracuse.....	99
Wolfley, Ron (RB) West Virginia .....	92-93
Woods, Rob (OL) Arizona .....	91
Woolsey, Rolly (DB) Boise State.....	77
Wooten, John (G) Colorado.....	59-67
Wren, Junior (DB) Missouri.....	56-59
Wright, Alvin (NT) Jacksonville State .....	92
Wright, Felix (S) Drake .....	85-90
Wright, George (DT) Sam Houston .....	72
Wright, Keith (WR-KR) Memphis State .....	78-80
Wycinsky, Craig (G) Michigan State .....	72

### Y

Yanchar, Bill (DT) Purdue .....	70
Yonaker, John (DE) Notre Dame.....	46-49
Young, George (DE) Georgia .....	46-53
Young, Glen (WR) Mississippi .....	84-85, 87-88
Youngblood, George (DB) California State (Los Angeles) ..	67
Youngelman, Sid (DT) Alabama.....	59

### Z

Zahursky, Steve (OL) Kent State .....	99
Zeir, Eric (QB) Georgia.....	95
Zeno, Lance (C) UCLA.....	92-93

\*Denotes replacement player during 1987 players' strike.

#On active roster, but did not play in a game.

##On practice squad, but did not play in a game.



COACH	YEARS	RECORD
Paul Brown	1946-1962	167-53-8 (.759)
Blanton Collier	1963-1970	79-38-2 (.675)
Nick Skorich	1971-1974	30-26-2 (.536)
Forrest Gregg	1975-1977	18-23-0 (.439)
Dick Modzelewski	1977*	0-1-0 (.000)
Sam Rutigliano	1978-1984	47-51-0 (.480)
Marty Schottenheimer	1984-1988	46-31-0 (.597)
Bud Carson	1989-1990	12-14-1 (.463)
Jim Shofner	1990*	1-7 (.125)
Bill Belichick	1991-1995	37-45 (.451)
Chris Palmer	1999-	2-14 (.125)
* Interim Head Coaches		Includes playoff games

## ASSISTANT COACHES (1946-95, 99)

Ernie Adams - 1991-95	Charlie Davis - 1986-87
Dave Adolph - 1979-84, 86-88	Rod Dowhower - 1994
Jim Bates - 1991-93, 95	Bill Edwards - 1947-48
Raymond Berry - 1976-77	Dick Evans - 1960-63
Tom Bettis - 1985	Weeb Ewbank - 1949-53
Don Blackmon - 1991	Mike Faulkner - 1990
Zeke Bratkowski - 1990	Kirk Ferentz - 1993-95
Ray Braun - 1988	Len Fontes - 1980-82
Chuck Bresnahan - 1994-95	Dick Gallagher - 1947-49, 55-59
Paul Bixler - 1954-62	Jim Garrett - 1978-84
John Brickels - 1946-48	Doug Gerhart - 1975
Howard Brinker - 1952-73	Forrest Gregg - 1974
Clarence Brooks - 1999	Al Groh - 1992
Buck Buchanan - 1978	Paul Hackett - 1981-82
Jacob Burney - 1994-95	Fritz Heisler - 1946-70
Jerry Butler - 1999	Pat Hill - 1993-95
Keith Butler - 1999	Jerry Holmes - 1999
Blanton Collier - 1946-53, 62, 75-76	John Hufnagel - 1999
William (Red) Conkright - 1946	Jed Hughes - 1989
Walt Corey - 1975-77	Rod Humenuik - 1975-82
Bill Cowher - 1985-88	Hal Hunter - 1989-92
Steve Crosby - 1985, 91-95	Lindy Infante - 1986-87
John David Crow - 1972-73	Stan Jones - 1989-90
Joe Daniels - 1983-84	William (Dub) Jones - 1963-67
Billy Davis - 1999	Tim Jorgensen - 1999

# HISTORY

## ASSISTANT COACHES

(1946-95, 99)

Howard Keys - 1970-71  
Billy Kinard - 1976-77  
Rich Kotite - 1978-82  
Greg Landry - 1985  
Paul Lanham - 1989-90  
Dale Lindsey - 1974  
Dick MacPherson - 1978-80  
Eric Mangini - 1995  
Richard Mann - 1985-93  
Richie McCabe - 1971-75  
Mark Michaels - 1999  
John Mitchell - 1991-93  
Dick Modzelewski - 1968-77  
Howard Mudd - 1983-88  
Bob Nussbaumer - 1966-71  
Scott O'Brien - 1991-95  
Tom Olivadotti - 1985-86  
Bob Palcic - 1999  
Joe Pendry - 1985-88  
Ray Perkins - 1999  
John Petercuskie - 1978-84  
Fran Polsfoot - 1972-74  
Joe Popp - 1989-90  
Dick Portee - 1999  
Tom Pratt - 1981-88  
Ray Prochaska - 1971-72  
Dan Radakovich - 1989-90  
Dave Redding - 1982-88  
Keith Rowen - 1984  
Nick Saban - 1991-94  
Phil Savage - 1991-93  
Joe Scannella - 1982-84  
Kurt Schottenheimer - 1987-88  
Marty Schottenheimer - 1980-84  
George Sefcik - 1975-77, 89-90  
John Settle - 1995  
Mike Sheppard - 1993-95  
Jim Shofner - 1978-80, 90  
Jerry Simmons - 1991-95  
Nick Skorich - 1964-70  
Bob Slowik - 1999  
Aril Smith - 1999  
Jerry Smith - 1973  
Tom Spann - 1995  
Tony Sparano - 1999  
Kevin Spencer - 1991-94  
Al Tabor - 1972-77  
Lionel Taylor - 1989-90  
Timmy Temerario - 1950-51  
John Teerlinck - 1989-90  
Gary Tranquill - 1991-93  
Marc Trestman - 1988-89  
Ed Ulinski - 1954-70  
Jim Vechiarella - 1990  
Rick Venturi - 1994-95  
Bob Voigts - 1946  
Darvin Wallis - 1983-88  
Larrye Weaver - 1983  
Chuck Weber - 1978-79  
Ken Whisenhunt - 1999  
Woody Widenhofer - 1993-94  
Jerry Williams - 1971  
Dick Wood - 1974  
Gary Wroblewski - 1989-90



**1950**

1. Carpenter, Ken (HB) Oregon State; 2a. Sandusky, John (OT/DT) Villanova (choice acquired from Detroit for rights to HB Doak Walker, drafted by Browns in 1949); 2b. Martin, Jim (OE/OT) Notre Dame; 3. Robinson, Jimmy Joe (HB) Pittsburgh; 4. Wilson, Bob "Red" (C/OE) Wisconsin; 5. Phelps, Don "Dopey" (HB) Kentucky; 6. Gorgal, Ken (QB) Purdue; 7. Carter, Win (FB) Missouri; 8. Frizzell, Russ (T) Tulsa; 9. Duncan, Jim (OE) Wake Forest and Duke; 10. O'Pella, Frank (HB/LB) William & Mary; 11. Plotz, Bob (G) Pittsburgh; 12. Cole, Emerson (FB) Toledo; 13. Wright, Rupe (G) Baylor; 14. Harrington, Packard (C) St. Mary's; 15. Meland, Ted (G) Oregon; 16. King, William "Art" (G) Ball State; 17. McKinney, Hal (G) Missouri Valley; 18. Travue, Joe (HB) Louisville; 19. Songin, Ed "Butch" (QB) Boston College; 20. Hackney, John (G) Murray State; 21. Vogts, Leroy (OG) Washington U. (St. Louis); 22. Dowling, Jim (G) Santa Clara; 23. Moselle, Don (HB) Superior State; 24. Woodland, Jack (HB) Bowling Green; 25. Brasher, Jim (C) Maryland; 26. Toogood, Charley (T) Nebraska; 27. Gray, Dick (HB) Oregon State; 28. Pyle, Billy (HB) Texas; 19. Schnelker, Bob (E) Bowling Green; 30. Massey, Jim (HB) Detroit.

**1951**

1. Konz, Kenny (HB/S) LSU; 2. Curtis, Ernest "Bucky" (OE) Vanderbilt; 3. Helluin, Jerome (T) Tulane; 4a. Oristaglio, Bob (FL) Pennsylvania (choice acquired from San Francisco as payment for E Gordon Soltau); 4b. Smith, Bob (FB) Texas A&M (choice acquired from Green Bay for HB/DB Bill Boedecker); 4c. Donovan, Artie (T) Boston College; 5. Loomis, Ace (B) LaCrosse State; 6. Rogas, Dan (G) Tulane; 7a. Holdash, Irving (C) North Carolina (choice acquired from New York Yankess for John Yonakor); 7b. Michaels, Walt (HB) Washington & Lee; 8a. Clark, Max (HB) Houston (choice acquired from Green Bay for QB Tom O'Malley); 8b. Spinney, Art (E) Boston College; 9a. Toler, Burrel (G) San Francisco (choice acquired from Detroit for E Jim Ducan); 9b. Shula, Don (DB) John Carroll; 10. Gierula, Chet (G) Maryland; 11. Custis, Bernie (B) Syracuse; 12a. Seillers, Milan (HB) Florida State (choice acquired from Detroit Lions for FB Chuck Schroll); 12b. Kirtley, Stew (E) Morehead State; 13. Voskuhl, Bob (C) Georgetown College (Ky.); 14. Cernoch, Rudy (T) Northwestern; 15. Skibinski, Joe (G) Purdue; 16. Pasky, Ed (QB) South Carolina; 17. Kane Leroy (HB) Dayton; 18. De Roin, Rube (C) Oklahoma A&M; 19. Solari, Ray (G) California; 20. Crocher, Jack (B) Tulsa; 21. Stone, Ray (E) Texas; 22. Taseff, Carl (FB) John Carroll; 23. Champion, Johnny (HB) SMU; 24. Benner, Wayne (HB) Florida State; 25. Knispel, John (T) LaCrosse State; 26. Williams, Fred (T) Arkansas; 27. Jones, Jack (HB) Livingston State; 28. Thrift, Roger (HB) East Carolina; 29. Driver, Bill (QB) Florida State; 30. Averno, Sisto (G) Muhlenberg.

**1952**

1a. Rechichar, Bert (DB) Tennessee (choice acquired from Detroit for E/T Jim Martin); 1b. Agganis, Harry (QB) Boston U.; 2. Hughes, Bill (LB) Michigan State; 3a. Klosterman, Don (QB) Loyola (Calif.) (choice acquired from New York Yankees); 3b. Campanella, Joe (DT) Ohio State; 4a. Renfro, Ray (HB) North Texas State; 4b. Costa, Elmer (T) North Carolina State; 5. Jankovich, Keever (E) College of Pacific; 6. Shields, Burrell (DB) John Carroll; 7. Pace, John (T) Mississippi State; 8a. Williams, Stan (E) Baylor (choice acquired from New York Yankees); 8b. Forester, Herschel (G) SMU; 9. Finnell, Bob (B) Xavier; 10. Ribiero, Pat (T) College of Pacific; 11. Logan, Dick (T) Ohio State; 12. Thompson, Roy (B) Florida State; 13. Cosgrove, Tom (C) Maryland; 14. Ruzich, Steve (G) Ohio State; 15. Alpin, Holland (E) Tampa U.; 16a. Neathery, Herb (HB) Illinois (choice acquired from Detroit); 16b. Rowland, Ed (T) Oklahoma; 17. Schatz, Stewart (T) Penn State; 18. Mirchi, Ken (G) Santa Clara; 19a. Talarico, Sam (T/G) Indiana (choice acquired from San Francisco); 19b. Maccioli, Mike (B) Purdue; 20. Brandenberry, Bob (B) Kansas; 21. Calhoun, Dick (DT) Baylor; 22. Johnson, Howard "Corky" (T) Santa Barbara State; 23a. Greene, Don (T) Miami (Ohio); 23b. Robertson, Bobby (HB/P) Indiana; 24. Wren, Lowe "Junior" (B) Missouri; 25. Reddell, Billy (LB) Florida; 26. Vernasco, Joe (E) Illinois; 27. Maletzky, Bill (G) Maryland; 28. Pietro, John (G) Brown; 29. Klevay, Walt (B) Ohio State; 30. Saban, John (FB) Xavier.

**1953**

1. Atkins, Doug (DT) Tennessee; 2. Reynolds, Billy (HB) Pittsburgh; 3a. Bruney, Fred (HB) Ohio State; 3b. Donaldson, Gene (G) Kentucky (choice acquired from Detroit Lions for B Robert Smith); 4a. Hietikko, Jim (T) Ohio State (choice acquired from Dallas Texans for QB Don Klosterman); 4b. Tamburo, Dick (C/LB) Michigan State; 5. Van Doren, Bob (E) Southern California; 6. Steinbrunner, Don (C/LB) Washington State; 7. Filipski, Gene (B) Army and Villanova; 8. Massey, Carlton (E) Texas; 9. McNamara, Bob (E) Minnesota; 10. Natali,

## DRAFT HISTORY

Elmo (FB) California State (Pa); 11. Hilinski, Dick (T) Ohio State; 12. Willhoite, Elmer (G) Southern California; 13. Fiss, Galen (LB) Kansas; 14. Nagler, Gern (E) Santa Clara; 15. Carson, Johnny (E) Georgia; 16. Kuykendall, Eric (FB) Illinois; 17. Bean, George (B) Utah; 18. Batten, Dick (T) College of Pacific; 19. Cain, Tom (G) Colorado; 20. Noll, Chuck (T) Dayton; 21. Crockett, Bill (G) Rice; 22. Looper, Byrd (B) Duke; 23. Kent, Ronnie (B) Tulane; 24. Labenda, John (T) Wittenberg; 25. Ellis, Jim (B) Michigan State; 26. Hoag; Charley (B) Kansas; 27. Sisco, Jack (C) Baylor; 28. Verkirk, Ray (T) North Texas State; 29. Hobson, Clell (B) Alabama; 30. Myers, Andy (G) Tennessee.

### 1954

Bonus Selection: Garret, Robert (QB) Stanford. 1. Bauer, John (G) Illinois; 2. Hanulak, Chester "Chet" (HB) Maryland; 3. Bassett, Maurice (FB) Langston U; 4. Hilgenberg, Jerry (C) Iowa; 5. Lucky, William (T) Baylor; 6a. Smith, James (T) Baylor (choice acquired from Baltimore for C Tom Cosgrove); 6b. Jenkins, Asa (FB) Toledo; 7. Miller, Donald (HB) SMU; 8a. Barbish, William (HB) Tennessee (choice acquired from San Francisco for DB Fred Bruney); 8b. Harris, Charles (HB) Georgia; 9. Jones, Thomas (HB) Miami (Ohio); 10a. Goss Donald (G) SMU (choice acquired from San Francisco for T/E Bob Van Doren); 10b. Pagna, Thomas (HB) Miami (Ohio); 11. Schuebel, Max (T) Rice; 12. Bruenich, Thomas (T) Maryland; 13. Cummins, George (LB) Tulane; 14. Head, James (FB) Iowa; 15. Lyssy, Chester (B) Hardin-Simmons; 16. Raidel, Richard (G) Kent State; 17. Chapman, Howard (T) Florida; 18. Wohrman, William (B) South Carolina; 19. Taylor, John (C) Austin; 20. Pierce, Hugh (C) North Carolina State; 21. Baughman, James (G) Illinois; 22. Caudle, Lloyd (B) Duke; 23. Mischak, Robert (E) Army; 24. Grambling, John (QB) South Carolina; 25. Hughes, Thomas (T) VPI; 26. Lundy, Joseph (G) Kansas; 27. Mapp, John (B) VMI; 28. Vergara, Vincent (B) Syracuse; 29. Carter, Troy (B) VMI.

### 1955

1. Burris, Kurt (C/LB) Oklahoma; 2. Renfro, Weldon "Dean" (HB) North Texas State; 3a. Hall, John (DT/LB) Iowa (choice acquired from Chicago Bears with B Fred Morrison for B Harry Jagade); 3b. Freeman, Bob (QB) Auburn; 4a. Reynolds, Paul (HB) Notre Dame (choice acquired from Green Bay for T Jerome Helluin); 4b. Palumbo, Sam (DT/LB) Notre Dame; 5. Dandoy, Aramis (HB) USC; 6. Bolden, Leroy (HB) Michigan State; 7. Locklear, Jack (C/LB) Auburn; 8. (choice traded to Detroit for E Marion Gaskin); 9. Ford, Henry (HB) Pittsburgh; 10. Dillon, Glen (OE) Pittsburgh; 11. Knebel, Eric (T) SMU; 12. Eaton, Jack (T) New Mexico; 13. Borton, Jack (QB) Ohio State; 14. Robinson, Fred (G) Washington; 15. Smith, Bob (HB) Nebraska; 16. Suchy, Don (C) Iowa; 17. Leonard, Bob (FB) Purdue; 18. Champlin, Steve (T) Oklahoma; 19. Ebert, Tom (E) Kansas State; 20. Proctor, William (T) Florida State; 21. Spinks, Richard (HB) Texas Tech; 22. Stone, Gerald (T) Southeast Louisiana; 23. Greer, James (E) Elizabeth City; 24. Matsock, John (HB) Michigan State; 25. Lindo, Ernie (HB) College of Pacific; 26. Fife, Don (C) Purdue; 27. Baldwin, Bobby (B) Sam Houston State; 28. Tokus, Ed (E) Georgia; 29. Robinson, Tex (HB) Temple; 30. Leachman, Lamar (C) Tennessee.

### 1956

1. Carpenter, Preston (HB) Arkansas; 2. Kinard, Billy (DB) Mississippi; 3a. Ross, Larry (E) Denver (choice acquired from Chicago with Bears' 6th choice for DT Doug Atkins and QB Ken Gorgal); 3b. Quinlan, William (E) Michigan State; 4. Moss, Bob (HB) West Virginia; 5. Clarke, Frank (E) Colorado; 6a. Plunkett, Sherman (E) Maryland State (choice acquired from Chicago with Bears' 3rd choice for DT Doug Atkins and QB Ken Gorgal); 6b. Wiggin, Paul (T) Stanford; 7. Griffith, Charles (E) USC; 8. Hellyer, Len (HB) Marshall; 9. Hecker, Jack (OE) Bowling Green; 10. Rayburn, Ed (T) Rice; 11. Underdunk, William (T) West Virginia; 12. Javernick, Harry (T) Colorado; 13. Furey, Jim (C) Kansas State; 14. Sidwell, Charles (B) William & Mary; 15. Davis, Willie (G) Grambling; 16. Cooper, Thurlow (E) Maine; 17. West, Ed (QB) North Carolina; 18. Carroll, Harold (FB) Western Reserve; 19. Sebest, John (B) E. Kentucky and Pittsburgh; 20. Mobra, Joe (E) Oklahoma; 21. Kaphis, Eugene (E) Notre Dame; 22. Brown, Samuel (HB) UCLA; 23. Althouse, Don (E) Syracuse; 24. Hughes, Jim (G) San Jose State; 25. Davenport, Bob (FB) UCLA; 26. Kammerman, Jack (E) Utah; 27. Dwyer, Ed (E) Purdue; 28. Sparks, Oliver (G) Iowa State; 29. Bajtos, John (E) Northwestern and Vanderbilt; 30. Bartholomew, Robert (T) Wake Forest.

### 1957

1. Brown, Jim (FB) Syracuse; 2. Plum, Milt (QB) Penn State; 3. Walker, George (QB) Arkansas; 4. Camera, Paul (OE) Stanford; 5a. Jordan, Henry (OT) Virginia (choice acquired from Green Bay for HB Chester Lyssy);



5b. Campbell, Milt (HB) Indiana; 6a. Amstutz, Joe (C) Indiana (choice acquired from Green Bay for T George Cummins); 6b. Martin, Harley (T) California; 7a. Hickerson, Gene (OT) Mississippi; 7b. Rotunno, Mike (C) Michigan (Chicago Cardinals' choice acquired from N.Y. Giants for B Gene Filipski); 8. Gillis, Dan (C) Rice; 9. Comstock, Don (B) Alabama; 10. Reinhart, Robert (QB) San Jose State; 11. Cummings, William (T) Ohio State; 12. Spitzenberger, Rudy (G) Houston; 13. Sansom, Jerry (E) Auburn; 14. Feller, Don (B) Kansas; 15. Kaiser, Dave (E) Michigan State; 16. Bayuk, John (B) Colorado; 17. Tamburello, Frank (QB) Maryland; 18. Torczon, Laverne (G) Nebraska; 19. Ploen, Kenneth (QB) Iowa; 20. Stillwell, Jack (E) North Carolina; 21. Juneau, Curry (E) Mississippi Southern; 22. Winters, Bob (B) Utah State; 23. Frazer, Jim (T) Hampden-Sydney; 24. Napoleon, Allen (B) Stanford; 25. Dimitroff, Tom (QB) Miami (Ohio); 26. Bliss, Allen (E) Miami (Ohio); 27. Okulovich, Andy (QB) Ohio State; 28. Cockrell, Gene (T) Hardin-Simmons; 29. Trozzo, William (T) West Virginia; 30. McKiever, Bob (B) Northwestern.

**1958**

1. Shofner, Jim (DB) TCU; 2. Mitchell, Charles (G) Florida; 3a. (Brown's choice traded to Chicago Bears for QB James Haluska); 3b. Guy, Melvin (T) Duke (choice acquired from Detroit for C Frank Gatski); 4. Ninowski, Jim (QB) Michigan State; 5a. Funston, Farrell (OE) College of Pacific; 5b. Gibbons, Jim (OE) Iowa (choice acquired from Detroit with RB Lew Carpenter for LB Roger Zatkoff); 6. Wulff, James (HB) Michigan State; 7. Mitchell, Bob (HB) Illinois; 8. Lattimore, Bert (E) Duke; 9. Parrish, Bernie (DB) Florida; 10. Russavage, Leo (T) North Carolina; 11. Bowermaster, Russ (OE) Ohio State; 12. Brodhead, Robert (QB) Duke; 13. Williams, Hal (B) Miami (Ohio); 14. Miller, Ken (T) TCU; 15. Hoelscher, Howard (FB) Rice; 16. Cornelison, Jerry (T) SMU; 17. Osborn, Roddy (HB) Texas A&M; 18. Johnson, Alvin Peter (T) Idaho; 19. Brown, Ed (G) Arizona; 20. Serieka, Edward (B) Xavier; 21. Martin, William (E) Iowa State; 22. Renn, Robert (HB) Florida State; 23. Verkey, Dan (T) Washington State; 24. O'Connor, Jim (T) Marshall College; 25. Peters, Robert (HB) Baylor; 26. Thompson, Frank (T) Wake Forest; 27. Thelan, Dave (HB) Miami (O.); 28. Boykin, William (T) Michigan State; 29. Czaplak, Frank (T) Missouri; 30. Svendsen, Bernard (C) Minnesota.

**1959**

1. Kreitling, Rich (OE) Illinois; 2. Schafrath, Dick (OT) Ohio State; 3. O'Brien, Francis (OT) Michigan State; 4a. Prahst, Gary (OE) Michigan (choice acquired from Green Bay for E Len Ford); 4b. Lloyd, Dave (C) Georgia; 5a. Wooten, John (G) Colorado (choice acquired from Detroit for E Jim Gibbons); 5b. LeBeau, Dick (DB) Ohio State; 6a. Prestel, James (T) Idaho (choice acquired from New York for G Bob Mischak); 6b. Denton, Bob (DE) College of Pacific; 7. Miller, Gene (T) Rice; 8a. Ptacek, Robert (QB) Michigan (choice acquired from Chicago Cardinals for C Don Gillis); 8b. (choice traded to Green Bay for E Dick Deschaine); 9. Wilson, Kirk (P/K) UCLA; 10. Zeman, Robert (B) Wisconsin; 11. King, Gerald (G) Kent State; 12. Palandrani, Francis (T) North Carolina State; 13. Reese, Ray (LB) Bowling Green; 14. Dubenion, Elbert (HB) Bluffton; 15. Salwocki, Tom (C) Pittsburgh; 16. Caleb, Jamie (B) Grambling; 17. Schmittan, Homer (E) Tennessee Tech; 18. Hill, Ed (G) Miami (Ohio); 19. Schroeder, Joe (T) Xavier; 20. McClain, Albert (T) Shaw; 21. Fraser, James (G) Wisconsin; 22. Wenzel, Joe (E) Lehigh; 23. Gardner, Jim (T) Duke; 24. Goings, Russ (G) Xavier; 25. Spycholski, Ernie (T) Ohio State; 26. Floyd, Homer (B) Kansas; 27. Baker, Larry (T) Bowling Green; 28. Abodie, Pete (E) Tulane; 29. Nietupolski, Ronald (T) Illinois; 30. Ketchie, Carl (B) Washington State.

**1960**

1. Houston, Jim (E) Ohio State; 2a. Stephens, Larry (DT) Texas (choice acquired from Pittsburgh with Steelers' 5th choice for E Darrell Brewster); 2b. Gautt, Prentice (FB) Oklahoma; 3. Fichtner, Ross (B) Purdue; 4a. Brewer, John (E) Mississippi (choice acquired from Green Bay for HB Robert Freeman); 4b. Marshall, Jim (DT) Ohio State; 5a. Jarus, Bob (FB) Purdue (choice acquired from Green Bay for T Henry Jordan); 5b. (Browns' choice traded to Pittsburgh with E Darrell Brewster for Steelers' 2nd choice); 6. Khayat, Robert (G) Mississippi; 7. Anderson, Taz (FB) Georgia Tech; 8. White, Bob (B) Ohio State; 9. Burford, Chris (E) Stanford; 10. Washington, Clyde (HB) Purdue; 11. Franklin, Bob (QB) Mississippi; 12. Mostardo, Rich (B) Kent State; 13. Grecni, Rich (C) Ohio U.; 14. Dumbauld, Bill (T) West Virginia; 15. Watkins, Thomas (HB) Iowa State; 16. Waldon, James (QB) Wyoming; 17. Coleman, Lovell (B) Western Michigan; 18. Hanlon, Jack (B) Pennsylvania; 19. Campbell, Jack (E) Toledo; 20. Nelson, Bob (C) Wisconsin.

**1961**

1a. Crespino, Robert (E) Mississippi (choice acquired from Detroit with LB Robert Long for QB Jim Ninowski);

# HISTORY

## DRAFT HISTORY

1b. (Browns' choice traded to Dallas for T Paul Dickson and Dallas' 1st draft choice in 1962); 2. Nutting, Edward (T) Georgia Tech; 3. (Browns' choice traded to Los Angeles for T Gene Selawski); 4. Brown, John (T) Syracuse; 5. Lucci, Mike (C) Tennessee; 6a. Parker, Frank (T) Oklahoma State (choice acquired from Detroit for T William McClung); 6b. (Browns' choice traded to St. Louis for E Don Fleming); 7. Powell, Preston (B) Grambling; 8a. Frongillo, John (T) Baylor; 8b. Cox, Fred (HB) Pittsburgh (choice acquired from Green Bay for FB Robert Jarus); 9. Gibbs, Jake (QB) Mississippi; 10a. Wolff, Wayne (G) Wake Forest (choice acquired from Washington for HB Jim Wulff); 10b. Ericson, Ken (E) Syracuse; 11. Gault, Billy (B) TCU; 12. Lage, Richard (E) Lenoir-Rhyne; 13. Wilson, Jack (B) Duke; 14. Lohman, Phil (C) Oklahoma; 15. Taylor, Charles (B) Mississippi; 16. Shoals, Roger (T) Maryland; 17. Bird, Calvin (B) Kentucky; 18. Morris, Ed (T) Indiana; 19. Minihane, Robert (G) Boston U.; 20. Baker, Charles (T) Tennessee.

### 1962

1a. Collins, Gary (E) Maryland (choice acquired from Dallas along with T Paul Dickson for Browns' first choice in 1961); 1b. Jackson, Leroy (B) Western Illinois (rights to Jackson traded to Washington for Redskins' rights to Ernie Davis); 2a. Hinton, Charles (T) North Carolina College (choice acquired from Minnesota for T Jim Prestel, RB Jamie Caleb and Vikings #11 choice in 1962); 2b. Stephens, Sandy (QB) Minnesota; 3a. (Browns' choice traded to Dallas for G Duane Putnam); 3b. Furman, John (QB) Texas Western (choice acquired from Green Bay for QB John Roach); 4. Sczurek, Stan (G) Purdue; 5. Rivera, Henry (HB) Oregon State; 6. Tidmore, Sam (E) Ohio State; 7. Havlicek, John (E) Ohio State; 8. (Browns' choice traded to Detroit for DT Erroll Linden); 9. Dickerson, Charles (T) Illinois; 10a. Goerlitz, Gerald (C) Northern Michigan (choice acquired from Minnesota for T Robert Denton); 10b. White, Albert (B) Capital; 11a. Myers, Ronnie (E) Villanova (choice acquired from Minnesota along with #2 choice in 1962 for T Jim Prestel and RB Jamie Caleb); 11b. McNeil, Clifton (E) Grambling; 12. Stute, Ted (E) Ohio University; 13. Gardner, Frank (T) North Carolina College; 14. Shorter, Jim (B) Detroit; 15. Goosby, Tom (G) Baldwin-Wallace; 16. Biodrowski, Dennis (E) Memphis State; 17. Harlan, Herbert (E) Baylor; 18. Bishop, Sonny (G) Fresno State; 19. Anabo, John (QB) Fresno State; 20. Flatley, Paul (B) Northwestern.

### 1963

1. Hutchinson, Tom (E) Kentucky; 2. Kanicki, Jim (T) Michigan State; 3. (Browns' choice traded to Los Angeles with DT Larry Stephens and Browns' 6th choice for QB Frank Ryan and HB Tom Wilson); 4. Munsey, Bill (B) Minnesota; 5a. (Browns' choice traded to Pittsburgh for RB Charley Scales); 5b. Baker, Frank (B) Toledo (choice acquired from Detroit with RB Howard Cassady and DE Bill Glass for RB Tom Watkins and DE Dave Lloyd); 6a. Borghetti, Ernest (T) Pittsburgh (choice acquired from Minnesota for DB Tom Franckhouser, OT Erroll Linden, WR Charlie Ferguson and K Fred Cox); 6b. Bloom, Tom (B) Purdue (Philadelphia's choice awarded to Cleveland for improper waiver procedure involving Howard Cassady); 6c. (Browns' choice traded to Los Angeles with DT Larry Stephens and Browns' 3rd choice for QB Frank Ryan and HB Tom Wilson); 7. (Browns' choice traded to Green Bay for RB Ernie Green); 8. Sweeney, Walter (E) Syracuse; 9. Raimsey, Dave (B) Michigan; 10. Bobbitt, Jim (G) Michigan State; 11. Graham, Art (WR) Boston College; 12. Infante, Lindy (B) Florida; 13. Katterhenrich, Dave (B) Ohio State; 14. Faulkner, Staley (T) Texas; 15. Reade, Lynn (T) USC; 16. Kelly, Richard (OG) Georgia; 17. Anderson, Richard (E) Penn State; 18. Garvin, Bobby (T) Mississippi State; 19. Sherman, Gary (LB) Bowling Green; 20. Shaw, Steve (B) Vanderbilt.

### 1964

1. Warfield, Paul (WR) Ohio State; 2. Truax, Bill (TE) LSU; 3. (Browns' choice traded to Dallas for DT Ken Frost choice later traded to Los Angeles by Cowboys); 4. Shackelford, Don (T) U. of Pacific; 5. Klein, Richard (T) Wichita; 6. (Browns' choice traded to Dallas for G Andy Cvercko); 7. Odom, Sammy (LB) Northwest Louisiana; 8. Kelly, Leroy (HB) Morgan State; 9. Briscoe, John (LB) Arizona; 10a. Van Raaphorst, Richard (K) Ohio State; 10b. Robinson, Bobby (G) Mississippi (Pittsburgh's choice acquired from Minnesota for RB Tom Wilson); 11. Versprille, Edward (FB) Alabama; 12. Mitchell, Ed (T) Southern U; 13. Meehan, Bob (G) Syracuse; 14. Sieg, Terry (HB) Virginia; 15. Houtman, John (T) Michigan; 16. Williams, Sidney (E) Southern U; 17. Bartolameo, Larry (T) Western Michigan; 18. Lewis, Sherman (HB) Michigan State; 19. Higgins, Jim (G) Xavier; 20. Archer, Dave (T) Syracuse.

### 1965

1. (Browns' choice traded to San Francisco for G Ted Connolly); 2a. Garcia, James (T) Purdue (choice acquired



from Chicago along with DB Lowell Caylor and Bears' 3rd choice for TE Rich Kreitling); 2b. Bussell, Gerry (HB) Georgia Tech (choice acquired from Los Angeles for TE Bill Truax); 2c. Johnson, Walter (DT) Los Angeles State; 3a. Scott, Robert "Bo" (HB) Ohio State (choice acquired from Chicago along with Bears' 2nd choice for DB Lowell Caylor for TE Rich Kreitling); 3b. Maples, Bob (C) Baylor; 4. (Browns' choice traded to Minnesota for DT Mike Bundra); 5. Irwin, Bill (T) Mississippi; 6a. Simkus, Arnold (T) Michigan (choice acquired from San Francisco for C Frank Morze); 6b. Aldredge, Corwyn (E) Northwest Louisiana; 7. Lindsey, Dale (LB) Western Kentucky; 8. Howell, Mike (QB) Grambling; 9. Lane, Gary (QB) Missouri; 10. Screen, Pat (QB) LSU; 11. Cordill, Olie (HB) Memphis State; 12. Canale, Justin (G) Mississippi State; 13. Pickett, Henry (HB) Baylor; 14. Simrell, Dan (QB) Toledo; 15. Gagner, Larry (T) Florida; 16. Anthony, Mel (FB) Michigan; 17. Boyette, John (T) Clemson; 18. Arrington, Dick (G) Notre Dame; 19. Orazen, Ed (G) Ohio State; 20. Goldberg, Frank (LB) Central Michigan.

### 1966

1. Morin, Milt (TE) Massachusetts; 2. Norton, Rick (QB) Kentucky; 3. (Browns' choice traded to N.Y. Giants for DB Erich Barnes [choice later traded to Green Bay]); 4. Duranko, Pete (DE) Notre Dame; 5a. Schultz, Randy (FB) Iowa State Teacher's (choice acquired from Detroit for OT Roger Shoals); 5b. Fulford, Dan (E) Auburn; 6a. Battle, James (DE) Southern U. (choice acquired from N.Y. Giants for DT Mike Bundra); 6b. Hoaglin, Fred (C) Pittsburgh; 7. Carter, Leroy (FL) Grambling; 8. Talaga, Tom (OT) Notre Dame; 9. Gregory, Jack (DE) Chattanooga; 10. Ledbetter, Monty (FL) Northwest Louisiana State; 11. Fire, Tony (DT) Bowling Green; 12. Czap, Rich (T) Nebraska; 13. Boudreaux, James (DT) Louisiana Tech; 14. Lammons, Pete (FL) Texas; 15. Ellis, Bob (DB) Massachusetts; 16. Ray, David (DB) Alabama; 17. Modzelewski, Gene (T) New Mexico State; 18. Harraway, Charlie (FB) San Jose State; 19. Singer, Karl (DT) Purdue; 20. Petro, Joe (DB) Temple.

### 1967

1. Matheson, Bob (LB) Duke; 2. Conjar, Larry (FB) Notre Dame; 3a. Cockroft, Don (K/P) Adams State (choice acquired from N.Y. Giants for DE Jim Garcia); 3b. Barney, Eppie (WR) Iowa State; 4a. Ward, Carl (HB) Michigan (choice acquired from Atlanta for RB Charley Scales); 4b. Taffoni, Joe (T) Tennessee Martin; 5. (Browns' choice traded to Dallas for G Joe Bob Isbell); 6. DeMarie, John (C) LSU; 7. House, Bill (DT) Youngstown; 8. Devrow, Bill (DB) Southern Mississippi; 9. Dowdy, Cecil (LB) Alabama; 10. Copeland, James (G) Virginia; 11. Sabatino, Bill (DE) Colorado; 12. Fowler, Charles (OT) Houston; 13. Andrews, Bill (LB) Southeast Louisiana; 14. Rogers, Floyd (DT) Clemson; 15. Williamson, Dennis (DB) Whitewater State; 16. Williams, Don (WR) Akron; 17. Davis, Ben (HB) Defiance.

### 1968

1. Upshaw, Marvin (DE) Trinity (Tex.); 2. Garlington, John (LB) LSU; 3a. Olszewski, Harry (G) Clemson (choice acquired from Pittsburgh for OT John Brown and Steelers 10th-round choice in 1968); 3b. Morrison, Reece (HB) Southwest Texas State (choice acquired from Washington along with QB Dick Shiner for QB Jim Ninowski); 3c. (Browns' choice traded to Los Angeles for DB George Youngblood); 4. Meylan, Wayne (LB) Nebraska; 5a. Wempe, Mike (OT) Missouri; 5b. Jackson, Jackie (DB) Clemson (choice acquired from Baltimore for P David Lee); 6a. James, Nathan (DB) Florida A&M (choice acquired from N.Y. Giants for LB Vince Costello); 6b. (Browns' choice traded to Philadelphia for TE Don Duncan); 7. Brady, Dale (HB) Memphis State; 8. Schoen, Tom (DB) Notre Dame; 9. Porter, David (DT) Michigan; 10a. Greer, James (DE) S.F. Austin (choice acquired from Pittsburgh along with Steelers' #3 choice in 1968 for OT John Brown); 10b. Mitchell, Alvin (DB) Morgan State; 11. Alcorn, Jim (QB) Clarion State; 12. Beutler, Tom (LB) Toledo; 13. Sellers, Terry (DB) Georgia; 14. Whippis, Edgar (FB) Jackson State; 15. Baxter, Bob (FL) Memphis State; 16. Sievert, Richard (DE) River Falls (Wis.); 17. McDuffie, Wayne (C) Florida State.

### 1969

1. Johnson, Ron (FB) Michigan; 2. (Browns' choice traded to Washington for DE Ron Snidow); 3a. Jenkins, Al (G) Tulsa (choice acquired from Philadelphia for RB Larry Conjar); 3b. Glass, Charles "Chip" (TE) Florida State; 4. Summers, Fred (DB) Wake Forest; 5. Hooker, Fair (FL) Arizona State; 6a. Adams, Larry (DT) Texas Christian (choice acquired from N.Y. Giants for QB Gary Lane); 6b. Righetti, Joe (DT) Waynesburg; 7. Sumner, Walt (DB) Florida State; 8. Reynolds, Chuck (C) Tulsa; 9. Kamzelski, Ron (DT) Minnesota; 10. Shelly, Greg (G) Virginia; 11. Jones, Dave (FL) Kansas State; 12. Davis, Dick (HB) Nebraska; 13. Boutwell,

## DRAFT HISTORY

Tom (QB) Southern Mississippi; 14. Smaha, Jiggy (DT) Georgia; 15. Stevenson, Joel (TE) Georgia Tech; 16. Lowe, James (FL) Tuskegee; 17. Oliver, Bob (DE) Abilene Christian.

### 1970

1a. Phipps, Mike (QB) Purdue (choice acquired from Miami for WR Paul Warfield); 1b. McKay, Bob (T) Texas; 2a. Jones, Joe (DE) Tennessee State (choice acquired from New Orleans for LB John Brewer); 2. Sherk, Jerry (DT) Oklahoma State; 3. (Browns' choice traded to Dallas for QB Jerry Rhome); 4. Stevenson, Rickey (CB) Arizona; 5. Engel, Steve (HB) Colorado; 6. Cilek, Mike (QB) Iowa; 7. Wycinsky, Craig (G) Michigan State; 8. Davidson, Honester (S) Bowling Green; 9. Brown, Geoff (LB) Pittsburgh; 10. Yanchar, Bill (DT) Purdue; 11. Benner, Gene (WR) Maine; 12. Sanders, Jerry (K) Texas Tech; 13. Roberts, Larry (HB) Central Missouri; 14. Tharpe, Jim (LB) Lincoln (Mo.); 15. Homoly, Guy (CB) Illinois State; 16. Redebaugh, John (TE/K) Bemidji State; 17. Tabb, Charles (TE/RB) McMurray.

### 1971

1. Scott, Clarence (CB) Kansas State; 2. Cornell, Robert "Bo" (HB) Washington; 3a. Staroba, Paul (WR) Michigan; 3b. Hall, Charles (LB) Houston (choice acquired from Kansas City for DE Marvin Upshaw); 4. Pena, Robert "Bubba" (G) Massachusetts; 5. Brown, Stanley (WR) Purdue; 6a. Dieken, Doug (T) Illinois (choice acquired from Chicago for WR Eppie Barney); 6b. Dixon, Jay (DE) Boston U; 7. Jacobs, Bob (K) Wyoming; 8. Zellina, Larry (HB) Ohio State; 9. Levels, Wilmur (S) North Texas State; 10. Casteel, Steve (LB) Oklahoma; 11. Sikich, Mike (G) Northwestern; 12. Blanchard, Felix "Tony" (TE) North Carolina; 13. Jamula, Thad (T) Lehigh; 14. Kingrea, Rick (LB) Tulane; 15. Green, William "Bill" (CB) Western Kentucky; 16. Smith, David (WR) Mississippi State; 17. Dilon, Leo (C) Dayton.

### 1972

1. Darden, Thom (DB) Michigan; 2a. Brooks, Clifford (DB) Tennessee State; 2b. Sims, Lester (DE) Alabama (choice acquired from Miami for LB Bob Matheson); 3. (Browns' choice traded to L.A. Rams with G Joe Taffoni for T Mitch Johnson and Minnesota's 5th choice in 1972); 4. (Browns' choice traded to Kansas City along with Browns' 3rd choice in 1973 for WR Frank Pitts); 5a. Hunt, George (K) Tennessee; 5b. Kucera, Greg (HB) North Colorado (Minnesota's choice from Los Angeles with T Mitch Johnson for G Joe Taffoni and Browns' 3rd choice in 1972); 6. Forey, Leonard (G) Texas A&M; 7. Wesley, Don (OT) Maryland State; 8. McKinnis, Hugh (HB) Arizona State; 9a. McKee, Larry (G) Arizona; 9b. Lefear, Billy (WR/RB) Henderson (Ark.) (choice acquired from Baltimore for LB Tom Beutler); 10. Mosier, Herschell (DT) Northwest Oklahoma; 11. Long, Mel (LB) Toledo; 12. Chapman, Bernard (DB) Texas-El Paso; 13. Sipe, Brian (QB) San Diego State; 14. Stewart, Ed (G) East Central Oklahoma; 15. McCullar, Jewell (LB) Chico State; 16. Wakefield, Richard (WR) Ohio State; 17. Portz, William (DB) Sterling, (Kansas).

### 1973

1a. Holden, Steve (WR) Arizona State (choice acquired from N.Y. Giants along with New England's 2nd choice for DE Jack Gregory and CB Freddie Summers); 1b. Adams, Pete (G) USC; 2a. Pruitt, Greg (HB) Oklahoma (New England's choice from New York with Giants' 1st choice for DE Jack Gregory and CB Freddie Summers); 2b. Steinke, Jim (DB) Southwest Texas; 3a. Crum, Bob (DE) Arizona (Kansas City's choice acquired from Baltimore for C Fred Hoaglin); 3b. (Browns' choice traded to Kansas City along with Browns' 4th choice in 1972 for WR Frank Pitts); 4a. Dorris, Andy (LB) New Mexico State (Cincinnati's choice from Baltimore for K George Hunt); 4b. Mattingly, Randy (QB) Evansville; 5. (Browns' choice traded to San Diego for DT George Wright); 6. Green, Van (DB) Shaw (N.C.); 7. (Browns' choice traded to Miami for C Bob DeMarco); 8. (Browns' choice traded to Detroit for DT Jerry Rush); 9. Wester, Curtis (G) East Texas State; 10. Humphrey, Tom (T) Abilene Christian; 11. Barisich, Carl (DT) Princeton; 12. Simmons, Stan (TE) Lewis and Clark; 13. Romaniszyn, Jim (LB) Edinboro State; 14. Popelka, Robert (DB) Southern Methodist; 15. Sullivan, Dave (WR) Virginia; 16. Greenfield, George (HB) Murray State; 17. McClowry, Robert (C) Michigan State.

### 1974

1. (Browns' choice traded to San Diego along with Browns' 2nd choice in 1975 for LB Bob Babich and Chargers' 4th choice in 1975); 2. Corbett, Billy (OT) Johnson C. Smith; 3. (Browns' choice traded to Denver for QB Don Horn [also 6th choice in 1974]); 4. (Browns' choice traded to Oakland for WR Gloster Richardson); 5. Ilgenfritz, Mark (DE) Vanderbilt; 6a. Pritchett, Billy (FB) West Texas State (choice acquired



from Buffalo); 6b. (Browns' choice traded to Denver for QB Don Horn [also 3rd choice in 1974]); 7a. Herrick, Bob (WR) Purdue (choice acquired from St. Louis for LB Andy Dorris); 7b. Sullivan, Gerry (C/OT) Illinois; 8a. (Browns' choice traded to Washington with T Mitch Johnson for New Orleans' 3rd choice in 1973); 8b. Brown, Eddie (DB) Tennessee (choice acquired from Buffalo for LB Rick Kingrea); 9. Scott, Dan (G) Ohio State; 10a. Puestow, Mike (WR) North Dakota State (choice acquired from Chicago for QB Randy Mattingly); 10b. (Browns' choice traded to Buffalo for TE Jan White); 11. Gooden, Tom (K) Harding; 12. McNeil, Ron (DE) North Carolina Central; 13. Seifert, Mike (DE) Wisconsin; 14. Hunt, Bob (HB) Heidelberg; 15. Terrell, Ransom (LB) Arizona; 16. Anderson, Preston (DB) Rice; 17. Buchanan, Carlton (DT) Southwest Oklahoma State.

### 1975

1. Mitchell, Mack (DE) Houston; 2. (Browns' choice traded to San Diego with Browns' 1st choice in 1974 for LB Bob Babich and Chargers' 4th choice in 1974); 3a. Roan, Oscar (TE) Southern Methodist; 4a. Peters, Tony (DB) Oklahoma; 4b. (San Diego's choice acquired with LB Bob Babich traded to New England for WR Reggie Rucker); 5a. Zimba, John (DE) Villanova; 5b. Cope, Jim (LB) Ohio State (choice acquired from Detroit for CB Ben Davis); 6a. (Browns' choice traded to San Diego for TE James Thaxton); 6b. Miller, Charles (DB) West Virginia (choice acquired from Washington for WR Paul Staroba); 6c. Hynoski, Henry (HB) Temple (choice acquired from Oakland for WR Frank Pitts); 7. Wang, Merle (OT) Texas Christian; 8. Santini, Barry (TE) Purdue; 9a. Poole, Larry (HB) Kent State; 9b. Hogan, Floyd (DB) Arkansas (choice acquired from Kansas City for DE Bob Briggs); 10. Lewis, Stan (DE) Wayne (Nebraska); 11. Marinelli, Tom (G) Boston College; 12. Ambrose, Dick (LB) Virginia; 13. Armstead, Willie (WR) Utah; 14. Barrett, Tim (HB) John Carroll; 15. Moore, Willie (DT) Johnson C. Smith; 16. McKay, JK (WR) USC; 17. Graf, Dave (LB) Penn State.

### 1976

1. Pruitt, Mike (HB) Purdue; 2. (Browns' choice traded to Oakland for LB Gerald Irons and Raiders' 9th choice in 1976); 3. Logan, Dave (WR/TE) Colorado; 4a. Swick, Gene (QB) Toledo (New England's choice acquired from Philadelphia in trade for CB Clifford Brooks); 4b. St. Clair, Mike (DE) Grambling; 5. Sheppard, Henry (OT) Southern Methodist; 6. (Browns' choice traded to Chicago for Glen Holloway); 7. Cassidy, Steve (DT) Louisiana State; 8. (Browns' choice traded to Buffalo for S Neal Craig); 9a. Reed James (HB) Mississippi; 9b. Nagel, Craig (QB) Purdue (choice acquired from Oakland with LB Gerald Irons for Browns' second draft choice in 1976); 10. Kleber, Doug (OT) Illinois; 11. Celek, Chuck (DE) Kent State; 12. (Browns' choice traded to Houston for WR Willie Miller); 13. Murray, Brian (OT) Arizona; 14. Smalzer, Joe (TE) Illinois; 15. Philyow, Luther (DB) Loyola (Calif.); 16. Lorenzen, Chris (DT) Arizona State; 17. Fleming, Tom (WR) Dartmouth.

### 1977

1. Jackson, Robert L. (LB) Texas A&M; 2. Skladany, Tom (P/K) Ohio State (negotiating rights later traded to Detroit for Lions' 3rd choice in 1978 and 7th choice in 1979); 3. (Browns' choice traded to Buffalo with 6th choice for DT Earl Edwards); 4a. Davis, Oliver (DB) Tennessee State; 4b. Sims, Robert "Mickey" (DT) South Carolina State (Baltimore's choice acquired from Chicago for QB Mike Phipps); 5. (Browns' choice traded to San Diego for DE Ron East); 6. (Browns' choice traded to Buffalo with 3rd choice for DT Earl Edwards); 7a. Randle, Ken (WR) USC (choice acquired from Atlanta for DE Ron East); 7b. Smith, Blane (TE) Purdue; 7c. Lingenfelter, Bob (OT) Nebraska (choice acquired from St. Louis for S Neal Craig); 8. Armstrong, Bill (DB) Wake Forest; 9. Brown, Daryl (KR) Tufts; 10. Burkett, Tom (T) North Carolina; 11. Nash, Charles (WR) Arizona; 12. Tierney, Leo (C) Georgia Tech.

### 1978

1a. Matthews, Clay (LB) USC; 1b. Newsome, Ozzie (WR) Alabama (choice acquired from Los Angeles along with Washington's 4th choice for Chicago's 1st choice obtained for QB Mike Phipps); 2. Evans, Johnny (P/QB) North Carolina State; 3a. Collins, Larry (HB) Texas A&I (choice acquired from Detroit along with Lions' 7th choice in 1979 for rights to P Tom Skladany); 3b. Miller, Mark (QB) Bowling Green; 4a. (Browns' choice to Miami along with 7th choice as compensation for signing WR Paul Warfield); 4b. Pullara, Pete (G) Chattanooga (Washington's choice acquired from Los Angeles with Rams' 1st choice for Browns' 1st choice); 5. Wright, Keith (FL) Memphis State; 6. Pitts, Al (C) Michigan State; 7. (Browns' choice to Miami along with 4th choice as compensation for signing WR Paul Warfield); 8. Turnbow, Jess (DT) Tennessee;

# HISTORY

## DRAFT HISTORY

9. Kramer, Jon (OG) Baylor; 10. Watson, Brent (OT) Tennessee; 11. Gillard, Larry (DT) Mississippi State; 12. Biedermann, Leo (OT) California.

### 1979

1a. (Browns' choice traded to San Diego for Chargers' 1st- and 2nd-round choices in 1979 draft); 1b. Adams, Willis (WR) Houston (choice acquired from San Diego along with Chargers' 2nd-round pick for Browns' 1st-round choice); 2a. Johnson, Lawrence (CB) Wisconsin; 2b. Claphan, Sam (OT) Oklahoma (choice acquired from San Diego along with Chargers' 1st-round choice for Browns' 1st-round selection); 3. Ramey, James (DE) Kentucky; 4. Miller, Matt (OT) Colorado; 5a. (Browns' choice traded to Los Angeles along with TE Oscar Roan for Rams' 5th- and 6th-round picks); 5b. Dimler, Rich (DT) USC (choice acquired from Washington through Los Angeles along with Rams' 6th-round pick for TE Oscar Roan and Browns' 5th-round choice); 6a. Burrell, Clinton (DB) Louisiana State; 6b. Ronan, Jim (DT) Minnesota (choice acquired from Los Angeles along with Rams' 5th-round pick for TE Oscar Roan and Browns' 5th-round choice); 7a. (Detroit's choice, acquired for Tom Skladany; later traded to Oakland along with Browns' 12th-round pick for Raiders' 7th- and 9th-round selections); 7b. (Browns' choice traded to Philadelphia for RB Tom Sullivan); 7c. Risien, Cody (OT) Texas A&M (choice acquired from Oakland along with Raiders' 9th-round pick for Detroit's 7th [from Tom Skladany trade] and Browns' 12th-round selection); 8. Perkov, Kent (DE) San Diego State; 9a. McGee, Carl (LB) Duke; 9b. Weathers, Curtis (TE) Mississippi (choice acquired from Oakland along with Raiders' 7th-round pick for Detroit's 7th- [acquired in Tom Skladany trade] and Browns' 12th-round selection); 10. Smith, John (WR) Tennessee State; 11. Poeschl, Randy (DE) Nebraska; 12a. Methvin, Dewitt (C) Tulane (choice acquired from Washington in trade for DE Joe Jones); 12b. (Browns' choice traded to Oakland along with Detroit's 7th-round pick [acquired in Tom Skladany trade] for Raiders' 7th- and 9th-round selections).

### 1980

1a. (Browns' 1st and New England's 6th choice traded to Los Angeles for Rams' 1st and 4th choices plus San Diego's 2nd and Green Bay's 5th in 1980); 1b. White, Charles (RB) USC (choice acquired from Los Angeles; see 1a); 2a. (Browns' choice traded to Denver along with San Diego's 5th-round choice [acquired from Washington for S Tony Peters] for DE Lyle Alzado); 2b. Crosby, Cleveland (DE) Arizona (choice acquired from San Diego through Los Angeles; see 1a); 3. Odom, Cliff (LB) Texas-Arlington; 4a. Crews, Ron (DE) Nevada-Las Vegas; 4b. McDonald, Paul (QB) USC (choice acquired from Los Angeles; see 1a); 5a. Franks, Elvis (DE) Morgan State (choice acquired from Green Bay through Los Angeles; see 1a); 5b. (Browns' choice traded to Oakland for G George Buehler); 5c. (San Diego's choice acquired from Washington for S Tony Peters (traded to Denver as part of Lyle Alzado trade; see 2a); 6a. (Browns' choice traded to San Diego for RB Rickey Anderson); 6b. (New England's choice, acquired for DE Mike St. Clair, traded to Los Angeles; see 1a); 7. (Browns' choice traded to New York Giants for DE Jack Gregory); 8. Copeland, Jeff (LB) Texas Tech; 9. Dewalt, Roy (RB) Texas-Arlington; 10. Fidel, Kevin (C) San Diego State; 11. Sales, Roland (RB) Arkansas; 12. Jackson, Marcus (DT) Purdue.

### 1981

1. Dixon, Hanford (CB) Southern Mississippi; 2. (Browns' choice traded to Buffalo along with Browns' 3rd-round choice in 1982 for G Joe DeLamielleure); 3. (Browns' choice traded to Denver along with Browns' 2nd- and 5th-round choices in 1980 for DE Lyle Alzado); 4a. Robinson, Mike (DE) Arizona (choice acquired from Washington along with Redskins' 10th choice in 1981 and San Diego's 5th choice in 1980 for S Tony Peters); 4b. (Browns' choice traded to San Diego for LB Don Goode); 5. Cox, Steve (P/K) Arkansas; 6. Simmons, Ron (DT) Florida State; 7. Johnson, Eddie (LB) Louisville; 8. (Browns' choice traded to New York Jets for DE Marshall Harris); 9. Schleusener, Randy (G) Nebraska; 10a. (Washington's choice acquired in S Tony Peters trade, returned to Washington for Redskins' 8th-round choice in 1982); 10b. (New England's choice, acquired for DE Ernie Price, traded to Washington along with choice 10a for Washington's 8th-round choice in 1982); 10c. Prater, Dean (DT) Oklahoma State; 11. Friday, Larry (S) Mississippi State; 12. McGill, Kevin (T) Oregon.

### 1982

1. Banks, Chip (LB) USC; 2. Baldwin, Keith (DE) Texas A&M; 3. (Browns' choice traded to Buffalo with Browns' 2nd choice in 1981 for G Joe DeLamielleure); 4. Walker, Dwight (RB/WR) Nicholls State (La.); 5.



Baab, Mike (C/G) Texas; 6a. (Browns' choice traded to Dallas for LB Bruce Huther); 6b. Whitwell, Mike (WR) Texas A&M (choice acquired from Denver for LB Robert L. Jackson); 7. (Browns' choice traded to Buffalo for RB Terry Miller); 8a. Kafentzis, Mark (S) Hawaii, 8b. Heflin, Van (TE) Vanderbilt (choice acquired from Oakland for DE Lyle Alzado); 8c. Jackson, Bill (S) North Carolina (choice acquired from Washington for 10th choice in 1981); 9. Baker, Milton (TE) West Texas State; 10. Floyd, Ricky (RB) Southern Mississippi; 11. Michuta, Steve (QB) Grand Valley (Mich.); 12. Nicholas, Scott (LB) Miami.

### 1983

1. (Browns' choice traded to Buffalo along with Browns' 3rd choice in 1984 and 5th choice in 1985 for LB Tom Cousineau); 2. Brown, Ron (WR) Arizona State; 3. Camp, Reggie (DE) California; 4. (Browns' choice traded to San Diego for LB Don Goode); 5. Contz, Bill (T) Penn State; 6a. Stracka, Tim (TE) Wisconsin (choice acquired from Chicago for C Gerry Sullivan); 6b. Puzzuoli, Dave (NT) Pittsburgh; 7a. Belk, Rocky (WR) Miami (choice acquired from Chicago for LB Bruce Huther); 7b. (Browns' choice traded to Philadelphia for DE Thomas Brown); 8. McClearn, Mike (G/T) Temple; 9. (Browns' choice traded to San Francisco for K Matt Bahr); 10. Hopkins, Thomas (T) Alabama A&M; 11a. Green, Boyce (RB) Carson-Newman; 11b. McAdoo, Howard (LB) Michigan State (choice acquired from L.A. Raiders for Greg Pruitt); 12. Farren, Paul (C/T) Boston University.

### 1984

1. Rogers, Don (S) UCLA; 2a. Rockins, Chris (S) Oklahoma State (choice acquired from L.A. Rams for negotiating rights to WR Ron Brown); 2b. Davis, Bruce (WR) Baylor; 3. (Browns' choice traded to Buffalo along with Browns' 1st choice in 1983 and 5th choice in 1985 for LB Tom Cousineau); 4a. Bolden, Rickey (TE) Southern Methodist (choice acquired from Denver for WR Dave Logan); 4b. Brennan, Brian (WR) Boston College; 5. Piepkorn, Dave (T) North Dakota State; 6. Nugent, Terry (QB) Colorado State; 7. Dumont, Jim (LB) Rutgers; 8. (Browns' choice traded to N.Y. Jets for WR Bobby Jones); 9a. Jones, Don (WR) Texas A&M (choice acquired from Philadelphia for LB Bill Cowher); 9b. (Browns' choice traded to Chicago along with Browns' 10th, 11th and 12th round choices in 1984 for Bears' three picks in June, 1984 supplemental draft of players under contract to another league); 10a. (Browns' choice traded to Chicago, see 9b); 10b. Byner, Earnest (RB) East Carolina (choice acquired from L.A. Raiders for G-T Henry Sheppard); 11. (Browns' choice traded to Chicago, see 9b.); 12. (Browns' choice traded to Chicago, see 9b.).

### 1984 Supplemental Draft

1a. Mack, Kevin (RB) Clemson (choice acquired from Chicago for Browns' 9th, 10th, 11th and 12th round choices in 1984 NFL Draft); 1b. Johnson, Mike (LB) Virginia Tech; 2a. McNeil, Gerald (WR) Baylor (Choice acquired from Chicago, see 1a.); 2b. Robison, Tommy (T) Texas A&M; 3a. West, Doug (LB) UCLA (choice acquired from Chicago, see 1a); 3b. Bond, John (QB) Mississippi State.

### 1985

1. (Browns' choice traded to Buffalo along with 1st choice in 1986, 3rd in 1985, and a 6th in 1986 for Buffalo's first pick in 1985 supplemental draft); 2. Allen, Greg (RB) Florida State; 3. (Browns' choice traded to Buffalo, see 1); 4. (Browns' choice traded to Miami for WR Durriel Harris); 5. (Browns' choice traded to Buffalo along with Browns' 1st in 1983 and 3rd in 1984 for LB Tom Cousineau); 6. Krerowicz, Mark (G) Ohio State; 7. Langhorne, Reginald (WR) Elizabeth City; 8. Banks, Fred (WR) Liberty Baptist; 9. (Browns' choice traded to Philadelphia for DE Carl Hairston); 10. Williams, Larry (G) Notre Dame; 11. Tucker, Travis (TE) S. Connecticut State; 12. Swanson, Shane (WR) Nebraska.

### 1985 Supplemental Draft

1. Kosar, Bernie (QB) Miami (choice acquired from Buffalo for 1st in 1985 and 1986, 3rd in 1985 and 6th in 1986).

### 1986

1. (Browns' choice traded to Buffalo along with 1st choice in 1985, 3rd in 1985 and a 6th in '86 for Buffalo's first pick in 1985 supplemental draft); 2. Slaughter, Webster (WR) San Diego State; 3. (Browns' choice traded to Detroit for QB Gary Danielson); 4. (Browns' choice traded to L.A. Rams for WR Terry Greer); 5. Miller, Nick (LB) Arkansas; 6. (Browns' choice traded to Buffalo, see 1); 7a. Meyer, Jim (T) Illinois State; 7b. Norseth, Mike (QB) Kansas (choice acquired from Kansas City for RB Boyce Green); 8. (Browns' choice traded to

# HISTORY

## DRAFT HISTORY

Philadelphia for LB Anthony Griggs); 9. Taylor, Danny (DB) Texas (El Paso); 10. Smith, Willie (TE) Miami; 11. Dausin, Randy (G) Texas A&M; 12. Simmons, King (CB) Texas Tech.

### 1987

1. Junkin, Mike (LB) Duke (choice acquired from San Diego, along with San Diego's second 1987 choice in exchange for Browns' 1987 first and second round choices and LB-Chip Banks); 2. Rakoczy, Gregg (OT/C), Miami (choice acquired from San Diego, see round 1); 3a. Manoa, Tim (FB) Penn State; 3b. Jaeger, Jeff (K) Washington (choice acquired from L.A. Rams in exchange for Browns' 1987 4th, 5th and 12th round picks); 4. (Browns' choice to L.A. Rams, see 3b); 5. (Browns' choice to L.A. Rams, see 3b); 6. Braggs, Stephen (DB) Texas; 7. (Browns' choice to Green Bay for WR-John Jefferson); 8. Bullitt, Steve (LB) Texas A&M; 9. (Browns' choice to Indianapolis for QB-Mike Pagel); 10. Winters, Frank (C) Western Illinois; 11. Brewton, Larry (DB) Temple; 12. (Browns' choice to L.A. Rams, see 3b).

### 1988

1. Charlton, Clifford (LB) Florida; 2. Perry, Michael Dean (DL) Clemson; 3. Walters, Van (LB) Indiana; 4. Blaylock, Anthony (CB) Winston-Salem; 5. (Browns' choice traded to Phoenix for DE Al Baker); 6. (Browns' choice traded to Philadelphia along with CB D.D. Hoggard for DL Chris Pike); 7. Gash, Thane (S) East Tennessee State; 8. Birden, J.J. (WR) Oregon; 9. Copeland, Danny (S) Eastern Kentucky; 10. Washington, Brian (S) Nebraska; 11. Hawkins, Hendley (WR) Nebraska; 12. Slayden, Steve (QB) Duke.

### 1989

1. Metcalf, Eric (RB) Texas (choice acquired from Denver for Browns' 1989 1st, 2nd, 5th and 9th); 2. Tillman, Lawyer (WR) Auburn (choice acquired from Green Bay along with Green Bay's 1989 5th for Browns' 1989 3rd, 1989 5th, 1990 1st and RB Herman Fontenot); 3. (Browns' choice to Green Bay – see round 2); 4. Stewart, Andrew (DE) Cincinnati; 5a. Kramer, Kyle (S) Bowling Green (choice acquired from Green Bay – see round 2); 5b. Joines, Vernon (WR) Maryland (choice acquired from Kansas City for LB Mike Junkin); 6. Wilkerson, Gary (CB) Penn State; 7. Graybill, Mike (OT) Boston University; 8. Aeilts, Rick (TE) S.E. Missouri State; 9. (Browns' selection traded to Denver – see round 1); 10. Buddenberg, John (OT) Akron; 11. Plocki, Dan (K) Maryland; 12. Brown, Marlon (LB) Memphis State.

### 1990

1. (Browns' choice traded to Green Bay, see 1989); 2. Hoard, Leroy (RB) Michigan; 3. Pleasant, Anthony (DE) Tennessee State; 4. Barnett, Harlon (S) Michigan St.; 5. Burnett, Rob (DE) Syracuse; 6. Hilliard, Randy (CB) Northwestern State; 7a. Galbraith, Scott (TE) USC; 7b. (Browns' choice traded to San Diego for RB-Barry Redden); 8. Jones, Jock (LB) Virginia Tech; 9. Rowell, Eugene (WR) Southern Mississippi; 10. Wallace, Mike (CB) Jackson State; 11. Gordon, Clemente (QB) Grambling; 12. Simien, Kerry (WR) Texas A&I.

### 1991

1. Turner, Eric (S) UCLA; 2. King, Ed (G) Auburn; 3. Jones, James (DL) Northern Iowa; 4. Sagapolutele, Pio (DL) San Diego State; 5. (Choice traded to Miami for 1990 7th round pick); 6. Jackson, Michael (WR) Southern Mississippi; 7. (choice traded to Green Bay for RB Brent Fullwood); 8. Conover, Frank (DL) Syracuse; 9a. Irvin, Ray (CB) Central Florida; 9b. (choice acquired from Seattle for DL Bob Buczkowski) Wiggins, Shawn (WR) Wyoming; 10. Greenfield, Brian (P) Pittsburgh; 11. Jones, Todd (OL) Henderson State; 12. Austin, Elijah (DL) North Carolina State.

### 1992

1. Vardell, Tommy (RB) Stanford; 2a. (Browns' choice [36th overall] traded to Dallas, along with Browns' 5th (121st overall) round choice, for Cowboys' 2nd (52nd), 3rd (78th), 6th (163rd), 8th (222nd) and 12th (329th) round choices); 2b. Rowe, Patrick (WR) San Diego State (choice from Dallas, see 2a. above); 3a. Johnson, Bill (DL) Michigan State; 3b. Dixon, Gerald (LB) South Carolina (choice from Dallas, see 2a. above); 4. (Choice traded to Philadelphia for OL Ken Reeves); 5. (Choice to Dallas, see 2a. above); 6a. Smith, Rico (WR) Colorado (choice from Tampa Bay for Browns' 6th and Dallas' 8th round choice, see 2a. above); 6b. (Choice to Tampa Bay, see 6a. above); 7. Jones, Selwyn (DB) Colorado State; 8a. Choice from Dallas to Tampa Bay, see 6a. and 2a. above); 8b. (Choice to New England for OL Freddie Childress); 9. Hill, Tim (DB) Kansas; 10. Lowe, Marcus (DT) Baylor; 11. Olobia, Augustin (WR) Washington State; 12a. McCant, Keithen (QB) Nebraska; 12b. Simpson, Tim (OL) Illinois (choice from Dallas, see 2a. above).



**1993**

1a. (Browns' choice [11th overall] traded for Denver's 1st round pick (14th overall) and 3rd round pick (83rd overall); 1b. Everitt, Steve (C/G) Michigan (choice from Denver); 2. Footman, Dan (DE) Florida State; 3a. Traded to Detroit for DT Jerry Ball; 3b. Caldwell, Mike (LB) Middle Tennessee State (choice from Denver); 4. Traded to Chicago for C Jay Hilgenberg; 5. Arvie, Herman (OT) Grambling; 6. McKenzie, Rich (LB) Penn State; 7. Hill, Travis (LB) Nebraska; 8. Traded to the L.A. Rams for LB Frank Stams.

**1994**

1a. Langham, Antonio (CB) Alabama; 1b. Alexander, Derrick (WR) Michigan (choice [29th overall] acquired from Philadelphia in exchange for the Browns' 2nd round choice [40th overall] in the 1994 draft and a 2nd round choice in the 1995 draft); 2. (choice to Philadelphia, see 1b); 3. Bandison, Romeo (DT) Oregon; 4. (choice [112th overall] to Miami for OL Gene Williams in a 1993 trade); 5. Booth, Issac (DB) California; 6. Strait, Robert (FB) Baylor; 7. Hewitt, Hamza (OT) Clemson.

**1995**

1a. (Choice to San Francisco for 49ers' 1995 1st [30th overall], 3rd [94th overall], 4th [119th overall] and 1996 1st round pick); 1b. Powell, Craig (LB) Ohio State (choice from San Francisco, see 1a.); 2. Choice to Philadelphia (see 1994 round 2); 3a. Zeier, Eric (QB) Georgia; 3b. Frederick, Mike (DE) Virginia (choice from SF, see 1a above); 4a. Choice to Jacksonville for 1995 5th and 1996 6th; 4b. Choice from San Francisco traded to Philadelphia for 1995 5th; 1996 5th; 5a. Pupua, Tau (DT) Weber State (choice from Jacksonville, see 4a); 5b. Miller, Mike (WR) Notre Dame (choice from Philadelphia, see 4b); 6. Choice to San Diego in 1994 for CB Donald Frank; 7. Tellison, A.C. (WR) Miami (choice from NE for the Browns' 1995 7th round selection).

**1999**

1. Couch, Tim (QB) Kentucky; 2a. Johnson, Kevin (WR) Syracuse; 2b. Abdullah, Rahim (LB) Clemson; 3a. McCutcheon, Daylon (DB) Southern California; 3b. Smith, Marquis (DB) California; 4a. (Choice traded to San Francisco along with the Browns' first pick in the 5th round for QB Ty Detmer and the 49ers' 4th round pick); 4b. Choice traded to San Francisco for FB Marc Edwards; 4c. Rainer, Wali (LB) Virginia (choice from San Francisco, see 4a); 5a. (Choice traded to San Francisco, see 4a); 5b. Chiaverini, Darrin (WR) Colorado; 6a. Choice traded to Seattle for the Seahawks' 6th round pick and the Patriots' 6th round pick through Seattle; 6b. Spriggs, Marcus (DT) Troy State (choice acquired from Chicago for the Browns' 2nd selection in the 6th round and the Browns' 2nd and 3rd selections in the 7th round); 6c. Ogle, Kendall (LB) Maryland (choice from Seattle, see 6a); 6c. Dearth, James (TE) Tarleton State (choice from Seattle, see 6a); 7a. Hill, Madre (RB) Arkansas; 7b. (Choice traded to Chicago, see 6b); 7c. (Choice traded to Chicago, see 6b).

**2000**

1. Brown, Courtney (DE) Penn State; 2. Northcutt, Dennis (WR) Arizona; 3a. Prentice, Travis (RB) Miami (Ohio); 3b. Dawson, JaJuan (WR) Tulane; 4a. Sanders, Lewis (CB) Maryland; 4b. Shea, Aaron (TE) Michigan; 5a. Malbrough, Anthony (DB) Texas Tech; 5b. Chapman, Lamar (DB) Kansas State; 6a. Wynn, Spergon (QB) Southwest Texas State; 6b. Bedell, Brad (OL) Colorado; 7a. Savea, Manuia (OL) Arizona; 7b. Chandler, Eric (DL) Jackson State (choice acquired from Chicago for the Browns' 2nd and 3rd selections in the 7th round); 7c. Barnes, Rashidi (S) Colorado (choice from Chicago, see 7b).

## DRAFT CHOICES BY COLLEGE

Abilene Christian 2, Adams State 1, Akron 2, Alabama 7, Alabama A&M 1, Alabama St. 1, Alcorn 1, Arizona 12, Arizona State 6, Arkansas 8, Arkansas A&M 1, Army 1, Auburn 5, Baldwin-Wallace 1, Ball St. 1, Baylor 14, Boise State 1, Boston College 7, Boston U. 4, Bowling Green 9, Brown 1, California 6, Cal Poly 2, California State 1, Canisius 1, Carson-Newman 2, Case Tech 1, Central Florida 1, Central Michigan 1, Cincinnati 1, Clemson 6, College of Pacific 3, Colorado 12, Colorado State 3, Dartmouth 1, Dayton 3, Defiance 1, Delaware State 1, Delta State 1, Detroit 2, Drake 1, Duke 10, Duquesne 1, East Carolina 2, Eastern Illinois 2, Eastern Kentucky 1, Eastern Michigan 1, East Tennessee State 1, East Texas State 1, Edinboro State 1, Elizabeth City State 1, Evansville 1, Florida 6, Florida A&M 2, Florida State 12, Fresno St. 2, Ft. Valley State 1, Georgia 8, Georgia Tech 5, Glassboro State 1, Grambling 9, Hawaii 1, Heidelberg 2, Henderson State 2, Hofstra 1, Houston 6, Idaho 2, Illinois 14, Illinois St. 2, Indiana 5, Iowa 7, Iowa State 4, Iowa State Teachers 1, Jackson State 2, John Carroll 4, Kansas 7, Kansas State 5, Kent State 5, Kentucky 7, Kutztown State 1, Langston 1, Lehigh 2, Liberty U. 1, Louisiana State 7, Louisiana Tech 1, Louisville 2, Maine 2, Marshall 2, Maryland 12, Maryland-Eastern Shore 2, Massachusetts 3, Memphis State 5, Miami (Fla.) 6, Miami (Ohio) 9, Michigan 16, Michigan State 19, Middle Tennessee State 3, Minnesota 6, Mississippi 12, Mississippi State 6, Mississippi Southern 1, Missouri 5, Montana 1, Montana State 1, Morgan State 3, Nebraska 12, Nebraska-Omaha 1, Nevada 1, Nevada-LasVegas 1, New Hampshire 1, New Mexico 1, New Mexico State 2, Nicholls St. 1, No College 7, North Carolina 10, North Carolina State 4, North Dakota State 2, Northern Illinois 1, Northern Iowa 1, North Texas State 4, Northwestern State 5, Northwestern State 4, Notre Dame 13, Ohio State 31, Ohio 2, Oklahoma 10, Oklahoma State 4, Oregon 4, Oregon State 3, Pacific 7, Pennsylvania 2, Penn State 9, Pittsburgh 12, C.W. Post 1, Prairie View 1, Presbyterian 1, Princeton 1, Purdue 22, Rice 7, Rutgers 1, St. Mary's 1, Sam Houston State 1, San Diego State 6, San Francisco State 1, San Jose State 3, Santa Clara 3, Shaw University 2, South Carolina 3, South Carolina State 2, Southeastern Louisiana 3, S.E. Missouri St. 1, Southern California 13, Southern Connecticut State 1, Southern Methodist 10, Southern Mississippi 4, Southern U. 3, Southwest Texas State 3, Southwestern 1, Stanford 6, Stephen F. Austin 2, Superior Teachers 1, Syracuse 12, Tarleton State 1, Temple 2, Tennessee 11, Tennessee-Martin 1, Tennessee A&I 2, Tennessee State 8, Texas 10, Texas A&I 1, Texas-Arlington 2, Texas A&M 10, Texas Christian 5, Texas-El Paso 3, Texas Southern 2, Texas Tech 5, Toledo 8, Trinity University-San Antonio 1, Troy State 1, Tufts 1, Tulane 8, Tulsa 6, Tuskegee 1, UCLA 5, Utah 3, Vanderbilt 6, Villanova 4, Virginia 9, Virginia Tech 1, Virginia Military 2, Wake Forest 6, Washington 4, Washington State 4, Washington U. 1, Washington & Lee 1, Wayne (Neb.) 1, Waynesburg 1, Weber State 1, West Virginia 5, West Chester State 1, Western Kentucky 2, Western Illinois 2, Western Michigan 2, Western Reserve 2, Wichita 1, William & Mary 2, Winston-Salem 1, Wisconsin 7, Wittenberg 1, Wyoming 2, Xavier 6, Yale 1, Yankton 1.

## 1999 EXPANSION DRAFT

1. OL Jim Pyne (Detroit); 2. DE Hurvin McCormack (Dallas); 3. OL Scott Rehberg (New England); 4. WR Damon Gibson (Cincinnati); 5. C Steve Gordon (San Francisco); 6. LB/FB Tarek Saleh (Carolina); 7. OL Jeff Buckley (Miami); 8. LB Jason Kyle (Seattle); 9. DE Rod Manuel (Pittsburgh); 10. LB Lenoy Jones (Tennessee); 11. DB Tim McTyer (Philadelphia); 12. LB Elijah Alexander (Indianapolis); 13. OT Pete Swanson (Kansas City); 14. DB Jerome Williams (San Diego); 15. DB Marlon Forbes (Chicago); 16. WR Justin Armour (Denver); 17. OL Paul Wiggins (Washington); 18. DB Duane Butler (Minnesota); 19. WR Fred Brock (Arizona); 20. DB Kory Blackwell (New York Giants); 21. DB Kevin Devine (Jacksonville); 22. DB Ray Jackson (Buffalo); 23. OL Jim Bundren (New York Jets); 24. OL Ben Cavil (Baltimore); 25. RB Michael Blair (Green Bay); 26. DL Antonio Anderson (Dallas); 27. OL Orlando Bobo (Minnesota); 28. LB James Williams (San Francisco); 29. QB Scott Milanovich (Tampa Bay); 30. DB Eric Stokes (Seattle); 31. RB Ronald Moore (Arizona); 32. FB Clarence Williams (Buffalo); 33. WR Freddie Solomon (Philadelphia); 34. DB Brandon Sanders (New York Giants); 35. DL Mike Thompson (Cincinnati); 36. RB Jerris McPhail (Detroit); 37. CB Antonio Langham (San Francisco).



**2000**

**Players Signed by Browns:** DB Percy Ellsworth (N.Y. Giants); OL Everett Lindsay (Baltimore); DE Keith McKenzie (Green Bay); LB Marty Moore (New England); WR David Patten (N.Y. Giants); RB Errict Rhett (Baltimore); DL Orpheus Roye (Pittsburgh).

**Former Browns' Players Signed by Other Clubs:** OL Orlando Bobo (Baltimore); T Lomas Brown (N.Y. Giants); CB Antonio Langham (New England); QB Jamie Martin (Jacksonville); CB Ryan McNeil (Dallas); DB Marquez Pope (Oakland); OL Scott Rehberg (Cincinnati); WR Leslie Shepherd; LB-DE John Thierry (Green Bay).

**1999**

**Players Signed by Browns:** DE Derrick Alexander (Minnesota); DT Jerry Ball (Minnesota); T Lomas Brown (Arizona); T Orlando Brown (Baltimore); CB Corey Fuller (Minnesota); P Chris Gardocki (Indianapolis); DT Darius Holland (Detroit); DT John Jurkovic (Jacksonville); RB Terry Kirby (San Francisco); CB Ryan McNeil (St. Louis); LB Jamir Miller (Arizona); DB Marquez Pope (San Francisco); WR Leslie Shepherd (Washington); LB John Thierry (Chicago); C Dave Wohlabaugh (New England).

**1995**

**Players Signed by Browns:** DT Tim Goad (New England); WR Andre Rison (Atlanta); CB Johnny Thomas (Washington); RB Lorenzo White (Houston).

**Former Browns' Players Signed by Other Clubs:** RB Randy Baldwin (Carolina); DT James Jones (Denver); LB Frank Stams (Carolina).

**note:** lost WR Mark Carrier to Carolina in expansion draft.

**1994**

**Players Signed by Browns:** LB Carl Banks (Washington); RB Earnest Byner (Washington); CB Don Griffin (San Francisco); TE Walter Reeves (Arizona); QB Mark Rypien (Washington); OL Mike Withycombe (San Diego).

**Former Browns' Players Signed by Other Clubs:** P Brian Hansen (N.Y. Jets); CB Randy Hilliard (Denver); LB Mike Johnson (Detroit); LB Clay Matthews (Atlanta).

**1993**

**Players Signed by Browns:** WR Mark Carrier (Tampa Bay); OL Houston Hoover (Atlanta); WR Hassan Jones (Minnesota); CB Najee Mustafaa (Minnesota); QB Vinny Testaverde (Tampa Bay).

**Former Browns' Players Signed by Other Clubs:** WR Webster Slaughter (Houston – in 1992); TE Mark Bavaro (New England); QB Mike Tomczak (Pittsburgh).

**“PLAN B” FREE AGENTS (1989-92)****1992**

**Players Signed by Browns During “Plan B” (11):** RB James Brooks (Cincinnati); WR Jamie Holland (L.A. Raiders); CB Alonzo Hampton (Tampa); TE Pete Holohan (Kansas City); WR Keenan McCardell (Washington); S Stevon Moore (Miami); LB Anthony Moss (N.Y. Giants); RB Bruce Perkins (Indianapolis); CB Terry Taylor (Detroit); RB Ron Wolfley (Phoenix); S Tony Zachary (New England).

**Former Browns' Players Signed by Other Clubs During “Plan B” (6):** DT Frank Conover (Green Bay); S Thane Gash (San Francisco); CB Ray Irvin (Kansas City); CB Joe King (Tampa Bay); WR Reggie Langhorne (Indianapolis); WR Mike Oliphant (Seattle).

**1991**

**Players Signed by Browns During “Plan B” (11):** TE Charles Arbuckle (New Orleans); LB David Brandon (San Diego); LB Richard Brown (San Diego); P Brian Hansen (New England); K Mike Lansford (L.A. Rams — failed physical); S Vince Newsome (L.A. Rams); QB Todd Philcox (Cincinnati); G John Rienstra (Pittsburgh); RB Lee Rouson (N.Y. Giants); K Matt Stover (N.Y. Giants); T Rob Woods (Kansas City).

# HISTORY

## “PLAN B” FREE AGENTS (1989-92)

**Former Browns' Players Signed by Other Clubs During “Plan B” (6):** DE Robert Banks (Houston); LB Marcus Cotton (Seattle); DL Marlon Jones (Tampa Bay); FB Tim Manoa (New Orleans); DT Chris Pike (San Diego); S Felix Wright (Minnesota).

### 1990

**Players Signed by Browns During “Plan B” (6):** C Mike Baab (New England); CB Raymond Clayborn (New England); LB Lawrence McGrew (New England); LB Ken Rose (N.Y. Jets); G Ralph Tamm (Washington); DE Rhondy Weston (Tampa Bay).

**Former Browns' Players Signed by Other Clubs During “Plan B” (5):** CB Hanford Dixon (San Francisco); RB Keith Jones (Dallas); S Robert Lyons (Minnesota); WR Gerald McNeil (Houston); TE Ron Middleton (Washington).

### 1989

**Players Signed by Browns During “Plan B” (14):** DE Al Baker (Minnesota); OG Ted Banker (N.Y. Jets); DE Robert Banks (Houston); C Tom Baugh (Kansas City); WR Ray Butler (Seattle); RB Patrick Collins (Green Bay); DL Tom Gibson (New England); CB Kerry Glenn (N.Y. Jets); RB Keith Jones (L.A. Rams); LB Barry Krauss (Indianapolis); QB Mike Norseth (Cincinnati); WR Darryl Usher (New England); P Bryan Wagner (Chicago); WR Chris Woods (L.A. Raiders).

**Former Browns' Players Signed by Other Clubs During “Plan B” (10):** DE Sam Clancy (Indianapolis); S Danny Copeland (Kansas City); NT Bob Golic (L.A. Raiders); K Jeff Jaeger (L.A. Raiders); TE Jeff Modesitt (Atlanta); P Max Runager (Kansas City); QB Steve Slayden (Kansas City); WR Clarence Weathers (Indianapolis); G Larry Williams (San Diego); C Frank Winters (N.Y. Giants).



Defensive end Al Baker was one of Cleveland's first “Plan B” free agent signings.



	REGULAR SEASON		
	Won	Lost	Tied
Arizona Cardinals	32	10	3
Atlanta Falcons	8	2	0
Baltimore Ravens	0	2	0
Buffalo Bills (1-0)	7	4	0
Carolina Panthers	0	1	0
Chicago Bears	8	3	0
Cincinnati Bengals	27	26	0
Dallas Cowboys (2-1)	15	9	0
Denver Broncos (0-3)	5	13	0
Detroit Lions (1-3)	3	12	0
Green Bay Packers (0-1)	6	8	0
Indianapolis Colts (2-2)	14	8	0
Jacksonville Jaguars	0	4	0
Kansas City Chiefs	8	7	2
Miami Dolphins (0-2)	4	6	0
Minnesota Vikings (0-1)	3	8	0
New England Patriots (1-0)	10	5	0
New Orleans Saints	10	3	0
New York Giants (1-1)	25	17	2
New York Jets (1-0)	9	6	0
Oakland Raiders (0-2)	4	8	0
Philadelphia Eagles	31	12	1
Pittsburgh Steelers (0-1)	53	41	0
St. Louis Rams (2-1)	8	8	0
San Diego Chargers	6	10	1
San Francisco 49ers	9	6	0
Seattle Seahawks	4	9	0
Tampa Bay Buccaneers	5	0	0
Tennessee Titans (0-1)	30	23	0
Washington Redskins	32	9	1
<b>TOTALS (.573 pct.)</b>	<b>376</b>	<b>280</b>	<b>10</b>
<b>Playoff Totals (.367 pct.)</b>	<b>(11)</b>	<b>(19)</b>	

(playoffs in parentheses)

# HISTORY

## BROWNS VS. NFL TEAMS

### Results vs. Arizona Cardinals

Chicago Cardinals	10-15-50	W	34-24
at Chicago Cardinals	11-05-50	W	10-7
at Chicago Cardinals	11-04-51	W	34-17
Chicago Cardinals	12-02-51	W	49-28
Chicago Cardinals	11-09-52	W	28-13
at Chicago Cardinals	12-07-52	W	10-0
at Chicago Cardinals	10-04-53	W	27-7
Chicago Cardinals	11-29-53	W	27-16
Chicago Cardinals	10-10-54	W	31-7
at Chicago Cardinals	10-24-54	W	35-3
at Chicago Cardinals	10-30-55	W	26-20
Chicago Cardinals	12-11-55	W	35-24
at Chicago Cardinals	09-30-56	L	7-9
Chicago Cardinals	12-16-56	L	7-24
at Chicago Cardinals	10-27-57	W	17-7
Chicago Cardinals	12-01-57	W	31-0
Chicago Cardinals	10-12-58	W	35-28
at Chicago Cardinals	10-26-58	W	38-24
at Chicago Cardinals	10-04-59	W	34-7
Chicago Cardinals	10-18-59	W	17-7
Chicago Cardinals	10-18-59	W	17-7
St. Louis Cardinals	11-13-60	W	28-27
at St. Louis Cardinals	11-27-60	T	17-17
St. Louis Cardinals	09-24-61	W	20-17
at St. Louis Cardinals	10-29-61	W	21-10
at St. Louis Cardinals	10-21-62	W	34-7
St. Louis Cardinals	11-18-62	W	38-14
St. Louis Cardinals	11-17-63	L	14-20
at St. Louis Cardinals	12-01-63	W	24-10
St. Louis Cardinals	09-20-64	T	33-33
at St. Louis Cardinals	12-06-64	L	19-28
St. Louis Cardinals	09-26-65	L	13-49
at St. Louis Cardinals	12-19-65	W	27-24
St. Louis Cardinals	09-25-66	L	28-34
at St. Louis Cardinals	12-17-66	W	38-10
St. Louis Cardinals	10-15-67	W	20-16
at St. Louis Cardinals	12-10-67	W	20-16
St. Louis Cardinals	10-13-68	L	21-27
at St. Louis Cardinals	12-14-68	L	16-27
St. Louis Cardinals	10-26-69	T	21-21
at St. Louis Cardinals	12-14-69	W	27-21
at St. Louis Cardinals	09-29-74	L	7-29
at St. Louis Cardinals	10-28-79	W	38-20
St. Louis Cardinals	09-08-85	L	24-27
at Phoenix Cardinals	10-23-88	W	29-21
Arizona Cardinals	09-18-94	W	32-0

<b>Totals</b>	<b>32-10-3</b>	<b>.744</b>
<b>Home</b>	<b>14-6-2</b>	<b>.682</b>
<b>Away</b>	<b>18-4-1</b>	<b>.804</b>

### Results vs. Atlanta Falcons

at Atlanta Falcons	10-30-66	W	49-17
Atlanta Falcons	10-27-68	W	30-7
Atlanta Falcons	10-31-71	L	14-31
at Atlanta Falcons	10-17-76	W	20-17
at Atlanta Falcons	09-17-78	W	24-16
Atlanta Falcons	09-27-81	W	28-17
at Atlanta Falcons	11-18-84	W	23-7
Atlanta Falcons	11-08-87	W	38-3
Atlanta Falcons	12-16-90	W	13-10
at Atlanta Falcons	11-28-93	L	14-17
<b>Totals</b>	<b>8-2-0</b>	<b>.800</b>	
<b>Home</b>	<b>4-1-0</b>	<b>.800</b>	
<b>Away</b>	<b>4-1-0</b>	<b>.800</b>	

### Results vs. Baltimore Ravens

at Baltimore Ravens	09-26-99	L	10-17
Baltimore Ravens	11-07-99	L	9-41
<b>Totals</b>	<b>0-2-0</b>	<b>.000</b>	
<b>Home</b>	<b>0-1-0</b>	<b>.000</b>	
<b>Away</b>	<b>0-1-0</b>	<b>.000</b>	

### Results vs. Buffalo Bills

Buffalo Bills	11-26-72	W	27-10
Buffalo Bills	11-24-74	L	10-15
at Buffalo Bills	10-23-77	W	27-16
Buffalo Bills	10-29-78	W	41-20
at Buffalo Bills	11-01-81	L	13-22
at Buffalo Bills	11-04-84	W	13-10
Buffalo Bills	11-17-85	W	17-7
at Buffalo Bills	12-07-86	W	21-17
Buffalo Bills	11-15-87	W	27-21
Buffalo Bills	11-04-90	L	0-42
Buffalo Bills	10-02-95	L	19-22
<b>Totals</b>	<b>7-4-0</b>	<b>.636</b>	
<b>Home</b>	<b>4-3-0</b>	<b>.571</b>	
<b>Away</b>	<b>3-1-0</b>	<b>.750</b>	

### Results vs. Carolina Panthers

Carolina Panthers	11-21-99	L	17-31
<b>Totals</b>	<b>0-1-0</b>	<b>.000</b>	
<b>Home</b>	<b>0-1-0</b>	<b>.000</b>	
<b>Away</b>	<b>0-0-0</b>	<b>.000</b>	



## BROWNS VS. NFL TEAMS

### Results vs. Chicago Bears

Chicago Bears	11-25-51	W	42-21
at Chicago Bears	11-14-54	W	39-10
Chicago Bears	12-11-60	W	42-0
at Chicago Bears	12-10-61	L	14-17
Chicago Bears	10-22-67	W	24-0
at Chicago Bears	11-30-69	W	28-24
Chicago Bears	10-15-72	L	0-17
Chicago Bears	11-03-80	W	27-21
at Chicago Bears	09-07-86	L	31-41
Chicago Bears	10-23-89	W	27-7
Chicago Bears	11-29-92	W	27-14
<b>Totals</b>	<b>8-3-0</b>		<b>.727</b>
<b>Home</b>	<b>6-1-0</b>		<b>.857</b>
<b>Away</b>	<b>2-2-0</b>		<b>.500</b>

### Results vs. Cincinnati Bengals

Cincinnati Bengals	10-11-70	W	30-27
at Cincinnati Bengals	11-15-70	L	10-14
at Cincinnati Bengals	10-17-71	W	27-24
Cincinnati Bengals	12-05-71	W	31-27
Cincinnati Bengals	10-01-72	W	27-6
at Cincinnati Bengals	12-09-72	W	27-24
Cincinnati Bengals	10-07-73	W	17-10
at Cincinnati Bengals	12-09-73	L	17-34
at Cincinnati Bengals	09-15-74	L	7-33
Cincinnati Bengals	10-13-74	L	24-34
at Cincinnati Bengals	09-21-75	L	17-24
Cincinnati Bengals	11-23-75	W	35-23
Cincinnati Bengals	10-03-76	L	24-45
at Cincinnati Bengals	10-31-76	L	6-21
at Cincinnati Bengals	09-18-77	W	13-3
Cincinnati Bengals	11-06-77	L	7-10
Cincinnati Bengals	09-10-78	W	13-10
at Cincinnati Bengals	12-17-78	L	16-48
Cincinnati Bengals	10-21-79	W	28-27
at Cincinnati Bengals	12-16-79	L	12-16
Cincinnati Bengals	11-23-80	W	31-7
at Cincinnati Bengals	12-21-80	W	27-24
at Cincinnati Bengals	09-20-81	W	20-17
Cincinnati Bengals	11-29-81	L	21-41
at Cincinnati Bengals	12-12-82	L	10-23
Cincinnati Bengals	09-15-83	W	17-7
at Cincinnati Bengals	10-23-83	L	21-28
at Cincinnati Bengals	10-21-84	L	9-12
Cincinnati Bengals	12-02-84	L	17-20

at Cincinnati Bengals	11-10-85	L	10-27
Cincinnati Bengals	11-24-85	W	24-6
Cincinnati Bengals	09-18-86	L	13-30
at Cincinnati Bengals	12-14-86	W	34-3
at Cincinnati Bengals	10-18-87	W	34-0
Cincinnati Bengals	12-13-87	W	38-24
at Cincinnati Bengals	09-25-88	L	17-24
Cincinnati Bengals	10-30-88	W	23-16
at Cincinnati Bengals	09-25-89	L	14-21
Cincinnati Bengals	12-03-89	L	0-21
Cincinnati Bengals	10-22-90	L	13-34
at Cincinnati Bengals	12-30-90	L	14-21
Cincinnati Bengals	09-15-91	W	14-13
at Cincinnati Bengals	11-03-91	L	21-23
at Cincinnati Bengals	11-01-92	L	10-30
Cincinnati Bengals	12-06-92	W	37-21
Cincinnati Bengals	09-05-93	W	27-14
at Cincinnati Bengals	10-17-93	W	28-17
at Cincinnati Bengals	09-04-94	W	28-20
Cincinnati Bengals	10-23-94	W	37-13
at Cincinnati Bengals	10-29-95	W	29-26
Cincinnati Bengals	12-17-95	W	26-10
Cincinnati Bengals	10-10-99	L	17-18
at Cincinnati Bengals	12-12-99	L	28-44
<b>Totals</b>	<b>27-26-0</b>		<b>.509</b>
<b>Home</b>	<b>17-9-0</b>		<b>.654</b>
<b>Away</b>	<b>10-17-0</b>		<b>.385</b>

### Results vs. Dallas Cowboys

at Dallas Cowboys	10-16-60	W	48-7
Dallas Cowboys	10-01-61	W	25-7
at Dallas Cowboys	12-03-61	W	38-17
Dallas Cowboys	10-07-62	W	19-10
at Dallas Cowboys	12-02-62	L	21-45
at Dallas Cowboys	09-22-63	W	41-24
Dallas Cowboys	11-24-63	W	27-17
Dallas Cowboys	10-04-64	W	27-6
at Dallas Cowboys	10-18-64	W	20-16
Dallas Cowboys	10-17-65	W	23-17
at Dallas Cowboys	11-21-65	W	24-17
Dallas Cowboys	10-23-66	W	30-21
at Dallas Cowboys	11-24-66	L	14-26
Dallas Cowboys	09-17-67	L	14-21
at Dallas Cowboys	09-22-68	L	7-28
Dallas Cowboys	11-02-69	W	42-10
Dallas Cowboys	12-12-70	L	2-6

# HISTORY

## BROWNS VS. NFL TEAMS

at Dallas Cowboys	12-07-74	L	17-41
Dallas Cowboys	09-24-79	W	26-7
at Dallas Cowboys	11-25-82	L	14-31
at Dallas Cowboys	09-22-85	L	7-20
Dallas Cowboys	12-04-88	W	24-21
Dallas Cowboys	09-01-91	L	14-26
at Dallas Cowboys	12-10-94	W	19-14
<b>Totals</b>	<b>15-9-0</b>		<b>.625</b>
<b>Home</b>	<b>9-3-0</b>		<b>.750</b>
<b>Away</b>	<b>6-6-0</b>		<b>.500</b>

### Results vs. Denver Broncos

at Denver Broncos	12-20-70	W	27-13
Denver Broncos	10-24-71	L	0-27
at Denver Broncos	10-29-72	W	27-20
Denver Broncos	10-27-74	W	23-21
at Denver Broncos	10-19-75	L	15-16
at Denver Broncos	09-26-76	L	13-44
Denver Broncos	11-12-78	L	7-19
Denver Broncos	10-05-80	L	16-19
at Denver Broncos	11-08-81	L	20-23
at Denver Broncos	12-04-83	L	6-27
Denver Broncos	09-16-84	L	14-24
at Denver Broncos	11-13-88	L	7-30
Denver Broncos	10-01-89	W	16-13
at Denver Broncos	10-08-90	W	30-29
Denver Broncos	12-08-91	L	7-17
Denver Broncos	09-27-92	L	0-12
Denver Broncos	11-07-93	L	14-29
at Denver Broncos	10-30-94	L	14-26
<b>Totals</b>	<b>5-13-0</b>		<b>.278</b>
<b>Home</b>	<b>2-7-0</b>		<b>.222</b>
<b>Away</b>	<b>3-6-0</b>		<b>.333</b>

### Results vs. Detroit Lions

at Detroit Lions	11-02-52	L	6-17
Detroit Lions	12-19-54	L	10-14
at Detroit Lions	12-08-57	L	7-20
Detroit Lions	11-09-58	L	10-30
at Detroit Lions	12-08-63	L	10-38
Detroit Lions	11-15-64	W	37-21
at Detroit Lions	09-24-67	L	14-31
Detroit Lions	10-05-69	L	21-28
Detroit Lions	10-18-70	L	24-41
at Detroit Lions	11-09-75	L	10-21
at Detroit Lions	09-11-83	W	31-26

Detroit Lions	09-28-86	W	24-21
at Detroit Lions	11-23-89	L	10-13
at Detroit Lions	12-13-92	L	14-24
at Detroit Lions	10-08-95	L	20-38
<b>Totals</b>	<b>3-12-0</b>		<b>.200</b>
<b>Home</b>	<b>2-4-0</b>		<b>.333</b>
<b>Away</b>	<b>1-8-0</b>		<b>.111</b>

### Results vs. Green Bay Packers

at Green Bay Packers	09-27-53	W	27-0
Green Bay Packers	10-23-55	W	41-10
at Green Bay Packers	11-04-56	W	24-7
Green Bay Packers	10-15-61	L	17-49
at Green Bay Packers	11-22-64	L	21-28
Green Bay Packers	09-18-66	L	20-21
at Green Bay Packers	11-12-67	L	7-55
Green Bay Packers	12-07-69	W	20-7
Green Bay Packers	09-17-72	L	10-26
Green Bay Packers	10-19-80	W	26-21
at Green Bay Packers	11-06-83	L	21-35
Green Bay Packers	10-19-86	L	14-17
Green Bay Packers	10-18-92	W	17-6
Green Bay Packers	11-19-95	L	20-31
<b>Totals</b>	<b>6-8-0</b>		<b>.429</b>
<b>Home</b>	<b>4-5-0</b>		<b>.444</b>
<b>Away</b>	<b>2-3-0</b>		<b>.400</b>

### Results vs. Indianapolis Colts

at Baltimore Colts	09-24-50	W	31-0
Baltimore Colts	11-11-56	L	7-21
at Baltimore Colts	11-01-59	W	38-31
Baltimore Colts	10-14-62	L	14-36
at Baltimore Colts	10-20-68	W	30-20
at Baltimore Colts	09-26-71	W	14-13
Baltimore Colts	09-16-73	W	24-14
at Baltimore Colts	11-02-75	L	7-21
at Baltimore Colts	11-19-78	W	45-24
Baltimore Colts	09-16-79	W	13-10
at Baltimore Colts	11-09-80	W	28-27
Baltimore Colts	10-25-81	W	42-28
Baltimore Colts	11-27-83	W	41-23
at Indianapolis Colts	11-02-86	W	24-9
Indianapolis Colts	12-06-87	L	7-9
Indianapolis Colts	09-19-88	W	23-17
at Indianapolis Colts	12-10-89	L	17-23
at Indianapolis Colts	12-01-91	W	31-0



## BROWNS VS. NFL TEAMS

at Indianapolis Colts	09-06-92	L	3-14
at Indianapolis Colts	09-26-93	L	10-23
at Indianapolis Colts	09-25-94	W	21-14
Indianapolis Colts	12-26-99	L	28-29
<b>Totals</b>	<b>14-8-0</b>	<b>.636</b>	
<b>Home</b>	<b>5-4-0</b>	<b>.555</b>	
<b>Away</b>	<b>9-4-0</b>	<b>.692</b>	

### Results vs. Jacksonville Jaguars

Jacksonville Jaguars	10-22-95	L	15-23
at Jacksonville Jaguars	12-24-95	L	21-24
at Jacksonville Jaguars	10-17-99	L	7-24
Jacksonville Jaguars	12-19-99	L	14-24
<b>Totals</b>	<b>0-4-0</b>	<b>.000</b>	
<b>Home</b>	<b>0-2-0</b>	<b>.000</b>	
<b>Away</b>	<b>0-2-0</b>	<b>.000</b>	

### Results vs. Kansas City Chiefs

at Kansas City Chiefs	11-14-71	L	7-13
Kansas City Chiefs	10-08-72	L	7-31
at Kansas City Chiefs	12-02-73	T	20-20
Kansas City Chiefs	12-14-75	W	40-14
at Kansas City Chiefs	12-12-76	L	14-39
Kansas City Chiefs	10-30-77	W	44-7
at Kansas City Chiefs	10-22-78	L	3-17
at Kansas City Chiefs	09-09-79	W	27-24
Kansas City Chiefs	09-21-80	W	20-13
at Kansas City Chiefs	09-30-84	L	6-10
Kansas City Chiefs	10-12-86	W	20-7
at Kansas City Chiefs	09-04-88	W	6-3
Kansas City Chiefs	11-19-89	T	10-10
at Kansas City Chiefs	09-30-90	L	0-34
Kansas City Chiefs	11-24-91	W	20-15
at Kansas City Chiefs	11-20-94	L	13-20
Kansas City Chiefs	09-24-95	W	35-17
<b>Totals</b>	<b>8-7-2</b>	<b>.529</b>	
<b>Home</b>	<b>6-1-1</b>	<b>.813</b>	
<b>Away</b>	<b>2-6-1</b>	<b>.278</b>	

### Results vs. Miami Dolphins

at Miami Dolphins	10-25-70	W	28-0
Miami Dolphins	10-15-73	L	9-17
Miami Dolphins	11-28-76	W	17-13
Miami Dolphins	11-18-79	W	30-24
Miami Dolphins	11-10-86	W	26-16
at Miami Dolphins	12-12-88	L	31-38

at Miami Dolphins	10-08-89	L	10-13
Miami Dolphins	11-25-90	L	13-30
Miami Dolphins	09-14-92	L	23-27
Miami Dolphins	10-10-93	L	14-24
<b>Totals</b>	<b>4-6-0</b>	<b>.400</b>	
<b>Home</b>	<b>3-4-0</b>	<b>.429</b>	
<b>Away</b>	<b>1-2-0</b>	<b>.333</b>	

### Results vs. Minnesota Vikings

Minnesota Vikings	10-31-65	L	17-27
Minnesota Vikings	11-19-67	W	14-10
at Minnesota Vikings	11-09-69	L	3-51
at Minnesota Vikings	11-04-73	L	3-26
Minnesota Vikings	09-28-75	L	10-42
at Minnesota Vikings	12-14-80	L	23-28
Minnesota Vikings	09-04-83	L	21-27
at Minnesota Vikings	10-26-86	W	23-20
Minnesota Vikings	12-17-89	W	23-17
at Minnesota Vikings	11-22-92	L	13-17
at Minnesota Vikings	12-09-95	L	11-27
<b>Totals</b>	<b>3-8-0</b>	<b>.273</b>	
<b>Home</b>	<b>2-3-0</b>	<b>.400</b>	
<b>Away</b>	<b>1-5-0</b>	<b>.167</b>	

### Results vs. New England Patriots

New England Patriots	11-21-71	W	27-7
at New England Patriots	11-10-74	W	21-14
New England Patriots	09-26-77	W	30-27
at New England Patriots	09-07-80	L	17-34
New England Patriots	11-21-82	W	10-7
at New England Patriots	11-20-83	W	30-0
New England Patriots	10-07-84	L	16-17
New England Patriots	10-06-85	W	24-20
at New England Patriots	10-04-87	W	20-10
at New England Patriots	09-08-91	W	20-0
at New England Patriots	10-25-92	W	19-17
New England Patriots	12-19-93	L	17-20
New England Patriots	11-06-94	W	13-6
at New England Patriots	09-03-95	L	14-17
New England Patriots	10-03-99	L	7-19
<b>Totals</b>	<b>10-5-0</b>	<b>.666</b>	
<b>Home</b>	<b>5-3-0</b>	<b>.625</b>	
<b>Away</b>	<b>5-2-0</b>	<b>.714</b>	

### Results vs. New Orleans Saints

at New Orleans Saints	10-01-67	W	42-7
-----------------------	----------	---	------

# HISTORY

## BROWNS VS. NFL TEAMS

at New Orleans Saints	09-15-68	W	24-10
New Orleans Saints	11-10-68	W	35-17
at New Orleans Saints	10-12-69	W	27-17
at New Orleans Saints	12-12-71	W	21-17
New Orleans Saints	11-30-75	W	17-16
at New Orleans Saints	10-08-78	W	24-16
New Orleans Saints	10-18-81	W	20-17
New Orleans Saints	10-28-84	L	14-16
at New Orleans Saints	09-13-87	L	21-28
at New Orleans Saints	10-14-90	L	20-25
New Orleans Saints	12-05-93	W	17-13
at New Orleans Saints	10-31-99	W	21-16
<b>Totals</b>	<b>10-3-0</b>	<b>.769</b>	
<b>Home</b>	<b>4-1-0</b>	<b>.800</b>	
<b>Away</b>	<b>6-2-0</b>	<b>.750</b>	

### Results vs. New York Giants

New York Giants	10-01-50	L	0-6
at New York Giants	10-22-50	L	13-17
New York Giants	10-27-51	W	14-13
at New York Giants	11-18-51	W	10-0
New York Giants	10-12-52	L	9-17
at New York Giants	12-14-52	L	34-37
at New York Giants	10-25-53	W	7-0
New York Giants	12-06-53	W	62-14
New York Giants	10-31-54	W	24-14
at New York Giants	11-28-54	W	16-7
New York Giants	11-06-55	W	24-14
at New York Giants	11-27-55	T	35-35
New York Giants	10-14-56	L	9-21
at New York Giants	12-09-56	W	24-7
New York Giants	09-29-57	W	6-3
at New York Giants	12-15-57	W	34-28
New York Giants	11-02-58	L	17-21
at New York Giants	12-14-58	L	10-13
New York Giants	10-11-59	L	6-10
at New York Giants	12-06-59	L	7-48
New York Giants	11-06-60	L	13-17
at New York Giants	12-15-60	W	48-34
New York Giants	11-26-61	L	21-37
at New York Giants	12-17-61	T	7-7
New York Giants	09-16-62	W	17-7
at New York Giants	12-09-62	L	13-17
at New York Giants	10-13-63	W	35-24
New York Giants	10-27-63	L	6-33
New York Giants	10-25-64	W	42-20

at New York Giants	12-12-64	W	52-20
at New York Giants	10-24-65	W	38-14
New York Giants	11-14-65	W	34-21
at New York Giants	10-02-66	W	28-7
New York Giants	12-04-66	W	49-40
at New York Giants	10-29-67	L	34-38
New York Giants	12-03-67	W	24-14
New York Giants	12-01-68	W	45-10
New York Giants	11-23-69	W	28-17
at New York Giants	12-21-69	L	14-27
New York Giants	09-30-73	W	12-10
at New York Giants	11-20-77	W	21-7
at New York Giants	12-01-85	W	35-33
at New York Giants	09-22-91	L	10-13
New York Giants	12-04-94	L	13-16
<b>Totals</b>	<b>25-17-2</b>	<b>.591</b>	
<b>Home</b>	<b>13-9-0</b>	<b>.591</b>	
<b>Away</b>	<b>12-8-2</b>	<b>.591</b>	

### Results vs. New York Jets

New York Jets	09-21-70	W	31-21
at New York Jets	12-17-72	W	26-10
New York Jets	09-12-76	W	38-17
New York Jets	12-10-78	W	37-34
at New York Jets	09-02-79	W	25-22
New York Jets	12-07-80	W	17-14
New York Jets	12-12-81	L	13-14
New York Jets	10-09-83	W	10-7
New York Jets	10-14-84	L	20-24
at New York Jets	12-22-85	L	10-37
New York Jets	09-11-88	L	3-23
New York Jets	09-17-89	W	38-24
at New York Jets	09-16-90	L	21-24
New York Jets	10-06-91	L	14-17
New York Jets	10-02-94	W	27-7
<b>Totals</b>	<b>9-6-0</b>	<b>.600</b>	
<b>Home</b>	<b>7-4-0</b>	<b>.636</b>	
<b>Away</b>	<b>2-2-0</b>	<b>.500</b>	

### Results vs. Oakland Raiders

at Oakland Raiders	11-08-70	L	20-23
Oakland Raiders	10-04-71	L	20-34
at Oakland Raiders	11-18-73	W	7-3
Oakland Raiders	10-06-74	L	24-40
at Oakland Raiders	11-16-75	L	17-38
Oakland Raiders	10-09-77	L	10-26



## BROWNS VS. NFL TEAMS

at Oakland Raiders	12-09-79	L	14-19
Los Angeles Raiders	10-20-85	L	20-21
at Los Angeles Raiders	11-16-86	L	14-27
at Los Angeles Raiders	12-20-87	W	24-17
at Los Angeles Raiders	09-20-92	W	28-16
at Los Angeles Raiders	09-19-93	W	19-16
<b>Totals</b>	<b>4-8-0</b>		<b>.333</b>
<b>Home</b>	<b>0-4-0</b>		<b>.000</b>
<b>Away</b>	<b>4-4-0</b>		<b>.500</b>

### Results vs. Philadelphia Eagles

at Philadelphia Eagles	09-16-50	W	35-10
Philadelphia Eagles	12-03-50	W	13-7
Philadelphia Eagles	11-11-51	W	20-17
at Philadelphia Eagles	12-16-51	W	24-9
at Philadelphia Eagles	10-19-52	W	49-7
Philadelphia Eagles	11-23-52	L	20-28
Philadelphia Eagles	10-10-53	W	37-13
at Philadelphia Eagles	12-13-53	L	27-42
at Philadelphia Eagles	09-26-54	L	10-28
Philadelphia Eagles	11-21-54	W	6-0
Philadelphia Eagles	10-09-55	W	21-17
at Philadelphia Eagles	11-13-55	L	17-33
at Philadelphia Eagles	11-18-56	W	16-0
Philadelphia Eagles	12-02-56	W	17-14
Philadelphia Eagles	10-13-57	W	24-7
at Philadelphia Eagles	10-20-57	L	7-17
Philadelphia Eagles	11-23-58	W	28-14
at Philadelphia Eagles	12-01-58	W	21-14
Philadelphia Eagles	11-08-59	W	28-7
at Philadelphia Eagles	12-13-59	W	28-21
at Philadelphia Eagles	09-25-60	W	41-24
Philadelphia Eagles	10-23-60	L	29-31
at Philadelphia Eagles	09-17-61	L	20-27
Philadelphia Eagles	11-19-61	W	45-24
at Philadelphia Eagles	09-30-62	L	7-35
Philadelphia Eagles	11-04-62	T	14-14
Philadelphia Eagles	10-20-63	W	37-7
at Philadelphia Eagles	11-03-63	W	23-17
at Philadelphia Eagles	09-27-64	W	28-20
Philadelphia Eagles	11-29-64	W	38-24
at Philadelphia Eagles	10-03-65	W	35-17
Philadelphia Eagles	11-07-65	W	38-34
Philadelphia Eagles	11-13-66	W	27-7
at Philadelphia Eagles	12-11-66	L	21-33
at Philadelphia Eagles	12-17-67	L	24-28

Philadelphia Eagles	11-24-68	W	47-13
at Philadelphia Eagles	09-21-69	W	27-20
at Philadelphia Eagles	09-24-72	W	27-17
Philadelphia Eagles	11-14-76	W	24-3
at Philadelphia Eagles	11-04-79	W	24-19
Philadelphia Eagles	09-19-82	L	21-24
Philadelphia Eagles	10-16-88	W	19-3
Philadelphia Eagles	11-10-91	L	30-32
at Philadelphia Eagles	11-13-94	W	26-7
<b>Totals</b>	<b>31-12-1</b>		<b>.716</b>
<b>Home</b>	<b>17-4-1</b>		<b>.795</b>
<b>Away</b>	<b>14-8-0</b>		<b>.636</b>

### Results vs. Pittsburgh Steelers

at Pittsburgh Steelers	10-07-50	W	30-17
Pittsburgh Steelers	10-29-50	W	45-7
Pittsburgh Steelers	10-21-51	W	17-0
at Pittsburgh Steelers	12-09-51	W	28-0
at Pittsburgh Steelers	10-04-52	W	21-20
Pittsburgh Steelers	11-16-52	W	29-28
Pittsburgh Steelers	11-08-53	W	34-16
at Pittsburgh Steelers	11-22-53	W	20-16
at Pittsburgh Steelers	10-17-54	L	27-55
Pittsburgh Steelers	12-12-54	W	42-7
Pittsburgh Steelers	11-20-55	W	41-14
at Pittsburgh Steelers	12-04-55	W	30-7
at Pittsburgh Steelers	10-06-56	W	14-10
Pittsburgh Steelers	11-28-56	L	16-24
at Pittsburgh Steelers	10-05-57	W	23-12
Pittsburgh Steelers	11-10-57	W	24-0
at Pittsburgh Steelers	10-05-58	W	45-12
Pittsburgh Steelers	10-19-58	W	27-10
at Pittsburgh Steelers	09-26-59	L	7-17
Pittsburgh Steelers	11-22-59	L	20-21
Pittsburgh Steelers	10-02-60	W	28-20
at Pittsburgh Steelers	11-20-60	L	10-14
at Pittsburgh Steelers	10-22-61	W	30-28
Pittsburgh Steelers	11-05-61	L	13-17
at Pittsburgh Steelers	10-28-62	W	41-14
Pittsburgh Steelers	11-25-62	W	35-14
Pittsburgh Steelers	10-05-63	W	35-23
at Pittsburgh Steelers	11-10-63	L	7-9
Pittsburgh Steelers	10-10-64	L	7-23
at Pittsburgh Steelers	11-01-64	W	30-17
Pittsburgh Steelers	10-09-65	W	24-19
at Pittsburgh Steelers	11-28-65	W	42-21

# HISTORY

## BROWNS VS. NFL TEAMS

Pittsburgh Steelers	10-08-66	W	41-10
at Pittsburgh Steelers	11-06-66	L	6-16
Pittsburgh Steelers	10-07-67	W	21-10
at Pittsburgh Steelers	11-05-67	W	34-14
Pittsburgh Steelers	10-05-68	W	31-24
at Pittsburgh Steelers	11-17-68	W	45-24
Pittsburgh Steelers	10-18-69	W	42-31
at Pittsburgh Steelers	11-16-69	W	24-3
Pittsburgh Steelers	10-03-70	W	15-7
at Pittsburgh Steelers	11-29-70	L	9-28
Pittsburgh Steelers	10-10-71	W	27-17
at Pittsburgh Steelers	11-07-71	L	9-26
Pittsburgh Steelers	11-19-72	W	26-24
at Pittsburgh Steelers	12-03-72	L	0-30
at Pittsburgh Steelers	09-23-73	L	6-33
Pittsburgh Steelers	11-25-73	W	21-16
at Pittsburgh Steelers	10-20-74	L	16-20
Pittsburgh Steelers	11-17-74	L	16-26
Pittsburgh Steelers	10-05-75	L	6-42
at Pittsburgh Steelers	12-07-75	L	17-31
at Pittsburgh Steelers	09-19-76	L	14-31
Pittsburgh Steelers	10-10-76	W	18-16
Pittsburgh Steelers	10-02-77	L	14-28
at Pittsburgh Steelers	11-13-77	L	31-35
at Pittsburgh Steelers	09-24-78	L	9-15
Pittsburgh Steelers	10-15-78	L	14-34
Pittsburgh Steelers	10-07-79	L	35-51
at Pittsburgh Steelers	11-25-79	L	30-33
Pittsburgh Steelers	10-26-80	W	27-26
at Pittsburgh Steelers	11-16-80	L	13-16
at Pittsburgh Steelers	10-11-81	L	7-13
Pittsburgh Steelers	11-22-81	L	10-32
Pittsburgh Steelers	12-19-82	W	10-9
at Pittsburgh Steelers	01-02-83	L	21-37
at Pittsburgh Steelers	10-16-83	L	17-44
Pittsburgh Steelers	12-18-83	W	30-17
Pittsburgh Steelers	09-23-84	W	20-10
at Pittsburgh Steelers	12-09-84	L	20-23
Pittsburgh Steelers	09-16-85	W	17-7
at Pittsburgh Steelers	11-03-85	L	9-10
at Pittsburgh Steelers	10-05-86	W	27-24
Pittsburgh Steelers	11-23-86	W	37-31
Pittsburgh Steelers	09-20-87	W	34-10
at Pittsburgh Steelers	12-26-87	W	19-13
at Pittsburgh Steelers	10-02-88	W	23-9
Pittsburgh Steelers	11-20-88	W	27-7

at Pittsburgh Steelers	09-10-89	W	51-0
Pittsburgh Steelers	10-15-89	L	7-17
Pittsburgh Steelers	09-09-90	W	13-3
at Pittsburgh Steelers	12-23-90	L	0-35
Pittsburgh Steelers	10-27-91	W	17-14
at Pittsburgh Steelers	12-22-91	L	10-17
Pittsburgh Steelers	10-11-92	W	17-9
at Pittsburgh Steelers	12-27-92	L	13-23
Pittsburgh Steelers	10-24-93	W	28-23
at Pittsburgh Steelers	01-02-94	L	9-16
Pittsburgh Steelers	09-11-94	L	10-17
at Pittsburgh Steelers	12-18-94	L	7-17
at Pittsburgh Steelers	11-13-95	L	3-20
Pittsburgh Steelers	11-26-95	L	17-20
Pittsburgh Steelers	09-12-99	L	0-43
at Pittsburgh Steelers	11-14-99	W	16-15
<b>Totals</b>	<b>53-41-0</b>	<b>.564</b>	
<b>Home</b>	<b>33-14-0</b>	<b>.702</b>	
<b>Away</b>	<b>20-27-0</b>	<b>.426</b>	

### Results vs. San Diego Chargers

San Diego Chargers	11-01-70	L	10-27
at San Diego Chargers	11-13-72	W	21-17
San Diego Chargers	10-28-73	T	16-16
at San Diego Chargers	11-03-74	L	35-36
San Diego Chargers	10-24-76	W	21-17
at San Diego Chargers	12-04-77	L	14-37
San Diego Chargers	09-07-81	L	14-44
San Diego Chargers	12-05-82	L	13-30
at San Diego Chargers	09-25-83	W	30-24
at San Diego Chargers	09-29-85	W	21-7
San Diego Chargers	12-21-86	W	47-17
at San Diego Chargers	11-01-87	L	24-27
San Diego Chargers	09-23-90	L	14-24
at San Diego Chargers	10-20-91	W	30-24
San Diego Chargers	11-15-92	L	13-14
at San Diego Chargers	12-03-95	L	13-31
at San Diego Chargers	12-05-99	L	10-23
<b>Totals</b>	<b>6-10-1</b>	<b>.375</b>	
<b>Home</b>	<b>2-5-1</b>	<b>.313</b>	
<b>Away</b>	<b>4-5-0</b>	<b>.444</b>	

### Results vs. San Francisco 49ers

San Francisco 49ers	11-12-50	W	34-14
at San Francisco 49ers	09-30-51	L	10-24
San Francisco 49ers	11-15-53	W	23-21



## BROWNS VS. NFL TEAMS

at San Francisco 49ers	10-02-55	W	38-3
San Francisco 49ers	11-29-59	L	20-21
at San Francisco 49ers	12-15-62	W	13-10
at San Francisco 49ers	11-03-68	W	33-21
at San Francisco 49ers	09-27-70	L	31-34
San Francisco 49ers	12-01-74	W	7-0
San Francisco 49ers	09-03-78	W	24-7
at San Francisco 49ers	11-15-81	W	15-12
San Francisco 49ers	11-11-84	L	7-41
at San Francisco 49ers	11-29-87	L	24-38
at San Francisco 49ers	10-28-90	L	17-20
San Francisco 49ers	09-13-93	W	23-13
<b>Totals</b>	<b>9-6-0</b>		<b>.600</b>
<b>Home</b>	<b>5-2-0</b>		<b>.714</b>
<b>Away</b>	<b>4-4-0</b>		<b>.500</b>

### Results vs. Seattle Seahawks

at Seattle Seahawks	12-18-77	L	19-20
at Seattle Seahawks	12-03-78	L	24-47
Seattle Seahawks	11-11-79	L	24-29
at Seattle Seahawks	10-12-80	W	27-3
at Seattle Seahawks	12-20-81	L	21-42
at Seattle Seahawks	09-12-82	W	21-7
Seattle Seahawks	10-02-83	L	9-24
at Seattle Seahawks	09-03-84	L	0-33
at Seattle Seahawks	12-08-85	L	13-31
Seattle Seahawks	10-09-88	L	10-16
at Seattle Seahawks	11-12-89	W	17-7
at Seattle Seahawks	11-14-93	L	5-22
Seattle Seahawks	12-24-94	W	35-9
<b>Totals</b>	<b>4-9-0</b>		<b>.308</b>
<b>Home</b>	<b>1-3-0</b>		<b>.250</b>
<b>Away</b>	<b>3-6-0</b>		<b>.333</b>

### Results vs. St. Louis Rams

at Los Angeles Rams	10-07-51	W	38-23
Los Angeles Rams	09-28-52	W	37-7
Los Angeles Rams	11-24-57	W	45-31
at Los Angeles Rams	09-28-58	W	30-27
Los Angeles Rams	09-29-63	W	20-6
at Los Angeles Rams	12-12-65	L	7-42
Los Angeles Rams	09-29-68	L	6-24
at Los Angeles Rams	12-16-73	L	17-30
Los Angeles Rams	11-27-77	L	0-9
Los Angeles Rams	11-26-78	W	30-19
at Los Angeles Rams	10-04-81	L	16-27

at Los Angeles Rams	09-09-84	L	17-20
Los Angeles Rams	10-26-87	W	30-17
Los Angeles Rams	12-02-90	L	23-38
at Los Angeles Rams	12-26-93	W	42-14
at St. Louis Rams	10-24-99	L	3-34
<b>Totals</b>	<b>8-8-0</b>		<b>.500</b>
<b>Home</b>	<b>5-3-0</b>		<b>.625</b>
<b>Away</b>	<b>3-5-0</b>		<b>.375</b>

### Results vs. Tampa Bay Buccaneers

at Tampa Bay Buccaneers	11-21-76	W	24-7
at Tampa Bay Buccaneers	09-28-80	W	34-27
Tampa Bay Buccaneers	11-13-83	W	20-0
at Tampa Bay Buccaneers	11-05-89	W	42-31
Tampa Bay Buccaneers	09-10-95	W	22-6
<b>Totals</b>	<b>5-0-0</b>		<b>1.000</b>
<b>Home</b>	<b>2-0-0</b>		<b>1.000</b>
<b>Away</b>	<b>3-0-0</b>		<b>1.000</b>

### Results vs. Tennessee Titans

Houston Oilers	11-22-70	W	28-14
at Houston Oilers	12-07-70	W	21-10
Houston Oilers	09-19-71	W	31-0
at Houston Oilers	11-28-71	W	37-24
at Houston Oilers	10-22-72	W	23-17
Houston Oilers	11-05-72	W	20-0
Houston Oilers	10-21-73	W	42-13
at Houston Oilers	11-11-73	W	23-13
Houston Oilers	09-22-74	W	20-7
at Houston Oilers	12-15-74	L	24-28
Houston Oilers	10-12-75	L	10-40
at Houston Oilers	12-21-75	L	10-21
at Houston Oilers	11-07-76	W	21-7
Houston Oilers	12-05-76	W	13-10
at Houston Oilers	10-16-77	W	24-23
Houston Oilers	12-11-77	L	15-19
Houston Oilers	10-01-78	L	13-16
at Houston Oilers	11-05-78	L	10-14
at Houston Oilers	09-30-79	L	10-31
Houston Oilers	12-02-79	W	14-7
Houston Oilers	09-15-80	L	7-16
at Houston Oilers	11-30-80	W	17-14
Houston Oilers	09-13-81	L	3-9
at Houston Oilers	12-03-81	L	13-17
at Houston Oilers	12-26-82	W	20-14
Houston Oilers	10-30-83	W	25-19

# HISTORY

## BROWNS VS. NFL TEAMS

at Houston Oilers	12-11-83	L	27-34
Houston Oilers	11-25-84	W	27-10
at Houston Oilers	12-16-84	W	27-20
at Houston Oilers	10-13-85	W	21-6
Houston Oilers	12-15-85	W	28-21
at Houston Oilers	09-14-86	W	23-20
Houston Oilers	11-30-86	W	13-10
Houston Oilers	10-11-87	L	10-15
at Houston Oilers	11-22-87	W	40-7
at Houston Oilers	11-07-88	L	17-24
Houston Oilers	12-18-88	W	28-23
Houston Oilers	10-29-89	W	28-17
at Houston Oilers	12-23-89	W	24-20
Houston Oilers	11-18-90	L	23-35
at Houston Oilers	12-09-90	L	14-58
at Houston Oilers	11-17-91	L	24-28
Houston Oilers	12-15-91	L	14-17
at Houston Oilers	11-08-92	W	24-14
Houston Oilers	12-20-92	L	14-17
Houston Oilers	11-21-93	L	20-27
at Houston Oilers	12-12-93	L	17-19
at Houston Oilers	10-13-94	W	11-8
Houston Oilers	11-27-94	W	34-10
at Houston Oilers	09-17-95	W	14-7
Houston Oilers	11-05-95	L	10-37
at Tennessee Titans	09-19-99	L	9-26
Tennessee Titans	11-28-99	L	21-33
<b>Totals</b>	<b>30-23-0</b>	<b>.566</b>	
<b>Home</b>	<b>14-12-0</b>	<b>.538</b>	
<b>Away</b>	<b>16-11-0</b>	<b>.593</b>	

### Results vs. Washington Redskins

Washington Redskins	11-19-50	W	20-14
at Washington Redskins	12-10-50	W	45-21
Washington Redskins	10-14-51	W	45-0
Washington Redskins	10-26-52	W	19-15
at Washington Redskins	11-30-52	W	48-24
at Washington Redskins	10-18-53	W	30-14
Washington Redskins	11-01-53	W	27-3
Washington Redskins	11-07-54	W	62-3
at Washington Redskins	12-05-54	W	34-14
Washington Redskins	09-25-55	L	17-27
at Washington Redskins	10-16-55	W	24-14
at Washington Redskins	10-21-56	L	9-20
Washington Redskins	11-25-56	L	17-20
Washington Redskins	11-03-57	W	21-17

at Washington Redskins	11-17-57	T	30-30
at Washington Redskins	11-16-58	W	20-10
Washington Redskins	11-30-58	W	21-14
Washington Redskins	10-25-59	W	34-7
at Washington Redskins	11-15-59	W	31-17
at Washington Redskins	10-30-60	W	31-10
Washington Redskins	12-04-60	W	27-16
Washington Redskins	10-08-61	W	31-7
at Washington Redskins	11-12-61	W	17-6
Washington Redskins	09-23-62	L	16-17
at Washington Redskins	11-11-62	L	9-17
Washington Redskins	09-15-63	W	37-14
at Washington Redskins	12-15-63	W	27-20
at Washington Redskins	09-13-64	W	27-13
Washington Redskins	11-08-64	W	34-24
at Washington Redskins	09-19-65	W	17-7
Washington Redskins	12-05-65	W	24-16
at Washington Redskins	09-11-66	W	38-14
Washington Redskins	11-20-66	W	14-3
Washington Redskins	11-26-67	W	42-37
at Washington Redskins	12-08-68	W	24-21
Washington Redskins	09-28-69	W	27-23
at Washington Redskins	12-19-71	W	20-13
Washington Redskins	10-26-75	L	7-23
Washington Redskins	10-14-79	L	9-13
Washington Redskins	10-27-85	L	7-14
at Washington Redskins	11-27-88	W	17-13
at Washington Redskins	10-13-91	L	17-42
<b>Totals</b>	<b>32-9-1</b>	<b>.774</b>	
<b>Home</b>	<b>16-6-0</b>	<b>.727</b>	
<b>Away</b>	<b>16-3-1</b>	<b>.825</b>	



# HISTORY

## RANKING BY YARDS (SINCE 1971)

Year	Offense			Defense		
	Total	Rushing	Passing	Total	Rushing	Passing
1971	18	20	9	17	23	4
1972	19	19	21	16	24	3
1973	23	13	23	11	15	9
1974	20	14	23	23	25	8
1975	21	14	21	19	15	23
1976	10	9	11	9	4	13
1977	9	8	10	20	19	13
1978	5	5	8	25	11	28
1979	3	14	6	24	27	19
1980	5	26	2	23	6	28
1981	4	20	4	16	18	15
1982	17	23	12	23	26	14
1983	10	19	6	9	14	9
1984	24	21	18	2	15	3
1985	21	8	25	9	10	12
1986	9	22	8	19	18	15
1987	9	21	5	3	2	8
1988	18	24	9	6	15	6
1989	16	21	11	7	10	9
1990	25	28	12	17	23	15
1991	19	24	9	18	21	15
1992	18	19	17	14	7	19
1993	20	17	19	12	12	13
1994	16	14	19	7	13	7
1995	21	22	14	24	20	24
1999	31	31	29	31	31	11

# HISTORY

## SHUTOUTS

### BY BROWNS

9/18/94	vs. Arizona Cardinals	32-0
12/01/91	at Indianapolis Colts	31-0
9/08/91	at New England Patriots	20-0
9/10/89	at Pittsburgh Steelers	51-0
10/18/87	at Cincinnati Bengals	34-0*
11/20/83	at New England Patriots	30-0
11/13/83	vs. Tampa Bay Buccaneers	20-0
12/01/74	vs. San Francisco 49ers	7-0
11/05/72	vs. Houston Oilers	20-0
9/19/71	vs. Houston Oilers	31-0
10/25/70	at Miami Dolphins	28-0
10/22/67	vs. Chicago Bears	24-0
12/27/64	vs. Baltimore Colts	27-0**
12/11/60	vs. Chicago Bears	42-0
12/01/57	vs. Chicago Cardinals	31-0
11/10/57	vs. Pittsburgh Steelers	24-0
11/18/56	at Philadelphia Eagles	16-0
11/21/54	vs. Philadelphia Eagles	6-0
10/25/53	at New York Giants	7-0
9/27/53	at Green Bay Packers	27-0
12/07/52	at Chicago Cardinals	10-0
12/09/51	at Pittsburgh Steelers	28-0
11/18/51	at New York Giants	10-0
10/21/51	vs. Pittsburgh Steelers	17-0
10/14/51	vs. Washington Redskins	45-0
9/24/50	at Baltimore Colts	31-0

\* replacement game, during 1987 players' strike

\*\*NFL Championship

### BY OPPONENTS

9/12/99	vs. Pittsburgh Steelers	0-43
9/27/92	vs. Denver Broncos	0-12
12/23/90	at Pittsburgh Steelers	0-35
11/04/90	vs. Buffalo Bills	0-42
9/30/90	at Kansas City Chiefs	0-34
12/03/89	vs. Cincinnati Bengals	0-21
9/03/84	at Seattle Seahawks	0-33
11/27/77	vs. Los Angeles Rams	0-9
12/03/72	at Pittsburgh Steelers	0-30
10/15/72	vs. Chicago Bears	0-17
10/24/71	vs. Denver Broncos	0-27
12/29/68	vs. Baltimore Colts	0-34**
12/21/58	at New York Giants	0-10#
10/01/50	vs. New York Giants	0-6

# conference playoff game

\*\*NFL Championship

The Browns have won 26 NFL games by shutout and lost 14. Cleveland registered 8 shutouts in the AAFC, and was never shutout.

## OVERTIME GAMES

**Sept. 26, 1977—Cleveland 30, New England 27**, at Cleveland; Browns won toss. Brian Sipe threw a 22-yard pass to Dave Logan at Patriots' 19. Don Cockroft kicked 35-yard field goal at 4:45.

**Sept. 10, 1978—Cleveland 13, Cincinnati 10**, at Cleveland; Browns won toss. Larry Collins returned kickoff 41 yards to the Browns' 47. Don Cockroft kicked 27-yard field goal at 4:30.

**Sept. 24, 1978—Pittsburgh 15, Cleveland 9**, at Pittsburgh; Steelers won toss. Bennie Cunningham scored on a 37-yard "gadget" pass from Terry Bradshaw at 3:43. Steelers started winning drive on their 21.

**Dec. 9, 1978—Cleveland 37, New York Jets 34**, at Cleveland; Browns won toss. Don Cockroft kicked 22-yard field goal at 3:07.

**Sept. 2, 1979—Cleveland 25, New York Jets 22**, at New York; Jets won toss. Pat Leahy's 43-yard field goal attempt was wide right at 4:41. Johnny Evans' punt blocked by Donald Dykes was recovered by Tom Newton. Chuck Ramsey punted into end zone for touchback. Evans punted and Bruce Harper returned to Jets' 24. Matt Robinson's pass intercepted by Oliver Davis and returned 33 yards to Jets' 31. Don Cockroft kicked 27-yard field goal at 14:45.

**Nov. 18, 1979—Cleveland 30, Miami 24**, at Cleveland; Browns won toss. Brian Sipe passed 39 yards to Reggie Rucker for touchdown at 1:59.

**Nov. 25, 1979—Pittsburgh 33, Cleveland 30**, at Pittsburgh; Browns won toss. Brian Sipe's pass intercepted by Mel Blount on Steelers' 4. Terry Bradshaw pass intercepted by Ron Bolton on Browns' 12. Johnny Evans punted and Theo Bell returns to Steelers' 17. Matt Bahr kicks 37-yard field goal at 4:51.



**Nov. 8, 1981—Denver 23, Cleveland 20**, at Denver; Browns won toss. Dennis Smith recovered Calvin Hill's fumble at Denver 48. Craig Morton's 33-yard pass to Rick Upchurch and 6-yard run by Dave Preston set up Fred Steinfort's 30-yard field goal at 4:10.

**Sept. 25, 1983—Cleveland 30, San Diego 24**, at San Diego; Browns won toss. Harry Holt scored on 48-yard pass play from Brian Sipe at 1:53.

**Oct. 30, 1983—Cleveland 25, Houston 19**, at Cleveland; Oilers won toss. Teams traded punts. Mike Whitwell intercepted Gifford Nielsen's pass and returned to Oiler 20. Boyce Green scored a touchdown on the next play at 6:34.

**Dec. 2, 1984—Cincinnati 20, Cleveland 17**, at Cleveland; Browns won toss. Browns failed to get first down and Steve Cox punted 41 yards. John Simmons returned 30 yards to Browns' 35. Jim Breech kicked 35-yard field goal at 4:34.

**Sept. 8, 1985—St. Louis 27, Cleveland 24**, at Cleveland; Cardinals won toss. Ron Wolfley returned kickoff 24 yards to St. Louis 36. Cardinals gained 46 yards in nine plays before Neil O'Donoghue kicked 35-yard field goal at 5:27.

**Nov. 23, 1986—Cleveland 37, Pittsburgh 31**, at Cleveland; Browns won toss. Following an exchange of possessions, Bernie Kosar threw a 36-yard touchdown pass to Webster Slaughter at 6:37.

**Nov. 30, 1986—Cleveland 13, Houston 10**, at Cleveland; Houston won toss and elected to kickoff. Browns' drive was stalled. Frank Minnifield intercepted Oliver Luck. Browns' drive halted. Minnifield intercepted Luck again. Mark Moseley kicked 29-yard field goal at 14:44.

**Jan. 3, 1987—Cleveland 23, N.Y. Jets 20 (2 OT)**, at Cleveland (AFC Divisional Playoffs); Jets won toss in first overtime. Dave Jennings punted to Browns 26. Browns drove to Jets 5. Mark Moseley missed 23-yard field goal (wide right). Jennings punted to Browns 38. Jeff Gossett punted to Jets 19. Jennings punted to Browns 31. Moseley kicked 27-yard field goal following a 60-yard drive at 2:02 (2nd OT).

**Jan. 11, 1987—Denver 23, Cleveland 20**, at Cleveland (AFC Championship); Browns won toss. Jeff Gossett punted to Gerald Willhite, who returned ball to Denver 25. Rich Karlis kicked 33-yard field goal at 5:48.

**Nov. 1, 1987—San Diego 27, Cleveland 24**, at San Diego; Browns won toss. Bernie Kosar's pass intended for Ernest Byner intercepted by Vencie Glenn. Vince Abbott kicked 33-yard field goal at 2:16.

**Oct. 8, 1989—Miami 13, Cleveland 10**, at Miami; Browns won toss. Matt Bahr missed 44-yard field goal wide left. Pete Stoyanovich kicked 35-yard field goal at 8:37.

**Nov. 19, 1989—Cleveland 10, Kansas City 10**, at Cleveland; Browns won toss. Each team had ball three possessions. Nick Lowery missed 47-yard field goal short at :17.

**Dec. 10, 1989—Indianapolis 23, Cleveland 17**, at Indianapolis; Browns won toss. Matt Bahr missed 35-yard field goal wide left. Colts punted. Bernie Kosar's pass intercepted by Mike Prior, who returns 58 yards for a TD at 4:06.

**Dec. 17, 1989—Cleveland 23, Minnesota 17**, at Cleveland; Browns won toss. After both teams punted, Mike Pagel threw a 14-yard pass to Van Waiters on a fake 31-yard field goal at 5:30.

**Oct. 20, 1991—Cleveland 30, San Diego 24**, at San Diego; Chargers won toss. Teams exchanged possessions. David Brandon scored on a 30-yard interception of John Friesz at 9:02.

**Oct. 29, 1995—Cleveland 29, Cincinnati 26**, at Cincinnati; Browns won toss. On the Bengals' second possession, Carl Banks tipped a Jeff Blake pass into the hands of Dana Hall, who returned the ball to the Cincinnati 45. Ernest Byner raced 23 yards on a draw to set up Matt Stover's 28-yard field goal with 8:30 left in overtime.

**NOTE**—Cleveland's overtime record is 12-8-1 (13-9-1 including postseason). The Browns' four overtime games in 1989 were the most in single-season franchise history, and tied for the second most in a single NFL season. The Browns are 1-1 in postseason overtime games. Coin toss results: Browns win toss (7-7-1); Browns lose toss (5-2).

# HISTORY

## PRIME TIME GAMES

### 1970's

Sept. 21, 1970*	CLEVELAND 31, New York Jets 21	at Cleveland
Dec. 7, 1970	CLEVELAND 21, Houston 10	at Houston
Oct. 4, 1971	Oakland 34, CLEVELAND 20	at Cleveland
Nov. 13, 1972	CLEVELAND 21, San Diego 17	at San Diego
Oct. 15, 1973	Miami 17, CLEVELAND 9	at Cleveland
Sept. 26, 1977	CLEVELAND 30, New England 27 (OT)	at Cleveland
Sept. 24, 1979	CLEVELAND 26, Dallas 7	at Cleveland

### 1980's

Sept. 15, 1980	Houston 16, CLEVELAND 7	at Cleveland
Nov. 3, 1980	CLEVELAND 27, Chicago 21	at Cleveland
Sept. 7, 1981	San Diego 44, CLEVELAND 14	at Cleveland
Dec. 3, 1981**	Houston 17, CLEVELAND 13	at Houston
Sept. 15, 1983**	CLEVELAND 17, Cincinnati 7	at Cleveland
Sept. 16, 1984#	Denver 24, CLEVELAND 14	at Cleveland
Sept. 16, 1985	CLEVELAND 17, Pittsburgh 7	at Cleveland
Sept. 18, 1986**	Cincinnati 30, CLEVELAND 13	at Cleveland
Nov. 10, 1986	CLEVELAND 26, Miami 16	at Cleveland
Oct. 26, 1987	CLEVELAND 30, L.A. Rams 17	at Cleveland
Nov. 29, 1987#	San Francisco 38, CLEVELAND 24	at San Francisco
Sept. 19, 1988	CLEVELAND 23, Indianapolis 17	at Cleveland
Nov. 7, 1988	Houston 24, CLEVELAND 17	at Houston
Dec. 12, 1988	Miami 38, CLEVELAND 31	at Miami
Sept. 25, 1989	Cincinnati 21, CLEVELAND 14	at Cincinnati
Oct. 23, 1989	CLEVELAND 27, Chicago 7	at Cleveland
Dec. 23, 1989##	CLEVELAND 24, Houston 20	at Houston

### 1990's


Oct. 8, 1990	CLEVELAND 30, Denver 29	at Denver
Oct. 22, 1990	Cincinnati 34, CLEVELAND 13	at Cleveland
Nov. 17, 1991#	Houston 28, CLEVELAND 24	at Houston
Sept. 14, 1992	Miami 27, CLEVELAND 23	at Cleveland
Sept. 13, 1993	CLEVELAND 23, San Francisco 13	at Cleveland
Oct. 13, 1994**	CLEVELAND 11, Houston 8	at Houston
Oct. 2, 1995	Buffalo 22, CLEVELAND 19	at Buffalo
Nov. 13, 1995	Pittsburgh 20, CLEVELAND 3	at Pittsburgh
Sept. 12, 1999#	Pittsburgh 43, CLEVELAND 0	at Cleveland

**Overall: 16-17 Home: 11-9 Away: 5-8**

\* First game ever on Monday Night TV

Monday Nights Except: \*\*Thursday Night, #Sunday Night, ##Saturday Night





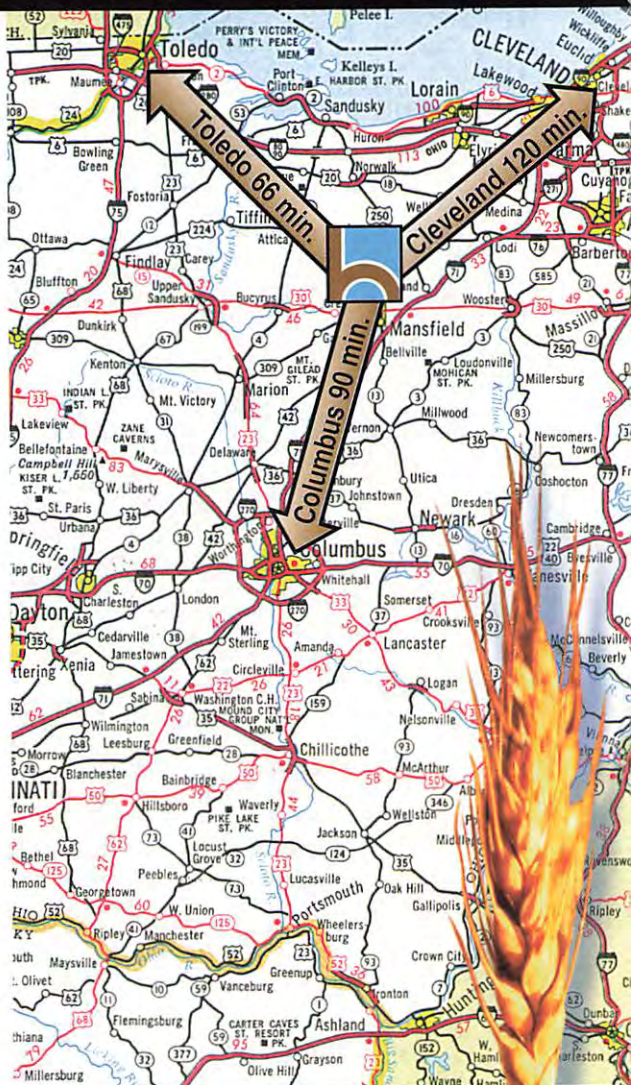


# Sometimes perceptions don't match reality

It gets a little tiring after awhile responding to comments that we are located out in the middle of a corn field. It's time you know there's more than just corn fields in New Washington, Ohio. There is plenty of wheat and soybeans too. Not to mention one of the largest sheet fed printers in the state.

The Herald Printing Company, in partnership with the Cleveland Browns, is proud to bring you the Cleveland Browns 2000 Media Guide. Just like the

Browns, we are located in the center of all the action.



SINCE 1881

**HERALD PRINTING**

625 SOUTH KIBLER STREET • NEW WASHINGTON, OHIO 44854-0367

888/258-0008 • FAX 419/492-2128

e-mail: HERALDPRNT@AOL.COM



## PRESEASON RESULTS ALL-AMERICA FOOTBALL CONFERENCE

### 1946 (1-0)

Bklyn. at Akron (35,964) .....35-20

### 1947 (1-0)

Balt. at Akron (35,106) .....28-0

### 1948 (1-1)

Buff. at Akron (28,069) .....35-21

Balt. at Toledo (13,433) .....17-21

### 1949 (2-0-1)

Chi. at Toledo (13,500) .....21-0

S.F. at Cleve. (31,157) .....21-21

N.Y. at Akron (19,441) .....28-21

### Dec. 18, 1949 Shamrock Bowl

AAFC All-Stars at Houston .....7-12

## PRESEASON RESULTS NATIONAL FOOTBALL LEAGUE

### 1950 (5-0)

G.B. at Toledo (10,000) .....38-7

Balt. at Cin. (21,000) .....34-7

Det. at Akron (23,670) .....35-14

Chi. Brs. at Cleve. (51,076) .....27-23

Pitt. at Buff. (15,259) .....41-31

### 1951 (4-1)

College All-Stars (92,180) .....33-0

N.Y. Yks. at Akron (25,820) .....52-0

Det. at Det. (35,165) .....20-21

Chi. Brs. at Chi. (67,342) .....32-21

L.A. at Cleve. (38,851) .....7-6

### 1952 (2-2)

G.B. at G.B. (22,215) .....21-14

Chi. Brs. at Cleve. (37,976) .....14-7

Det. at Syracuse (26,000) .....21-28

S.F. at Akron (30,119) .....31-35

### 1953 (4-1-1)

S.F. at S.F. (36,273) .....20-7

L.A. at L.A. (21,440) .....9-27

Det. at Det. (39,985) .....24-24

Balt. at Akron (20,000) .....23-21

Chi. Brs. at Chi. (36,796) .....20-14

G.B. at Cleve. (22,336) .....21-13

### 1954 (2-3)

G.B. at G.B. (15,747) .....14-13

L.A. at L.A. (58,567) .....10-38

S.F. at S.F. (46,877) .....21-38

Det. at Dall. (42,000) .....31-56

Chi. Brs. at Cleve. (17,631) .....35-7

### 1955 (1-5)

College All-Stars (75,000) .....27-30

G.B. at Akron (22,000) .....13-7

S.F. at S.F. (41,604) .....14-17

L.A. at L.A. (35,948) .....21-38

Det. at Cleve. (29,581) .....3-19

Chi. Brs. at Chi. (43,067) .....21-24

### 1956 (2-5)

College All-Stars (75,000) .....26-0

S.F. at S.F. (38,741) .....17-28

L.A. at L.A. (40,175) .....6-17

G.B. at Cleve. (15,456) .....20-21

Det. at Det. (48,105) .....0-17

Det. at Akron (28,201) .....14-31

Chi. Brs. at Chi. (56,543) .....24-14

### 1957 (2-4)

Det. at Det. (40,150) .....10-20

Pitt. at Akron (26,669) .....28-13

S.F. at S.F. (32,840) .....17-21

L.A. at L.A. (45,011) .....14-20

Det. at Cleve. (34,369) .....23-7

Chi. Brs. at Chi. (47,354) .....3-29

### 1958 (3-3)

Pitt. at Akron (27,202) .....10-0

Det. at Det. (36,662) .....7-17

L.A. at L.A. (41,387) .....13-10

S.F. at S.F. (31,339) .....16-21

Chi. Brs. at Chi. (52,669) .....31-42

Det. at Cleve. (35,343) .....41-7

### 1959 (2-4)

Pitt. at Pitt. (27,432) .....20-34

Pitt. at Akron (22,654) .....3-9

S.F. at S.F. (24,737) .....14-17

L.A. at L.A. (55,883) .....27-24

Det. at Det. (33,435) .....28-31

Chi. Brs. at Cleve. (25,316) .....33-31

### 1960 (5-1)

Det. at Det. (24,620) .....28-14

Pitt. at Pitt. (16,360) .....27-24

L.A. at L.A. (48,175) .....17-22

S.F. at Portland (25,898) .....26-24

Chi. at Akron (21,568) .....16-10

Det. at Cleve. (25,911) .....14-10

### 1961 (3-2)

Det. at Det. (25,602) .....7-35

S.F. at S.F. (38,759) .....27-24

L.A. at L.A. (40,086) .....34-17

Pitt. at Akron (27,758) .....38-6

Det. at Cleve. (41,374) .....17-35

### 1962 (5-0)

Det. at Det. (34,241) .....17-14

Pitt. at Cleve. (77,683) .....33-10

# YEAR BY YEAR

## PRESEASON RESULTS NATIONAL FOOTBALL LEAGUE

S.F. at Portland (27,161).....	34-27
L.A. at L.A. (43,118).....	26-24
Chi. at Chi. (57,878).....	28-24

### 1963 (2-3)

Det. at Det. (37,248).....	10-24
Balt. at Cleve. (83,218).....	7-21
S.F. at S.F. (28,335).....	24-7
L.A. at L.A. (45,623).....	23-14
Pitt. at Canton (18,462).....	7-16

### 1964 (4-1)

S.F. at S.F. (27,404).....	7-26
L.A. at L.A. (43,183).....	56-31
Pitt. at Akron (27,255).....	42-7
Det. at Det. (36,946).....	35-14
G.B. at Cleve. (83,736).....	20-17

### 1965 (5-1)

College All-Stars (68,000).....	24-16
S.F. at S.F. (22,000).....	37-21
L.A. at L.A. (29,508).....	21-19
Det. at Det. (28,803).....	28-14
G.B. at Cleve. (83,118).....	14-30
Pitt. at Akron (23,162).....	28-16

### 1966 (3-2)

L.A. at L.A. (63,285).....	6-16
S.F. at S.F. (27,867).....	28-17
Atl. at Atl. (48,548).....	42-3
Balt. at Cleve. (83,418).....	17-24
Pitt. at Birmingham (23,590).....	13-10

### 1967 (1-5)

Phil. at Canton (17,500).....	13-28
S.F. at S.F. (27,482).....	14-42
L.A. at L.A. (36,942).....	17-24
Atl. at Atl. (52,240).....	31-34
G.B. at Cleve. (84,236).....	21-30
Minn. at Minn. (40,012).....	42-14

### 1968 (2-3)

L.A. at L.A. (64,020).....	21-23
S.F. at S.F. (26,801).....	31-17
N.O. at N.O. (70,045).....	27-40
Buff. at Buff. (45,448).....	22-12
G.B. at Cleve. (84,918).....	9-31

### 1969 (3-2-1)

S.F. at Seattle (32,219).....	21-16
L.A. at L.A. (54,937).....	10-7
S.D. at S.D. (36,005).....	19-19
G.B. at Cleve. (85,532).....	17-27
Wash. at Wash. (45,994).....	20-10
Minn. at Akron (28,561).....	16-23

### 1970 (2-4)

L.A. at L.A. (71,559).....	17-30
S.F. at Tampa (41,851).....	17-10
K.C. at Memphis (31,532).....	13-16

Cin. at Cin. (57,112).....	24-31
Minn. at Cleve. (83,043).....	21-24
N.Y.G. at N.Y. (62,461).....	30-29

### 1971 (1-5)

S.F. at S.F. (40,000).....	24-38
L.A. at L.A. (52,503).....	5-17
Dall. at Dall. (69,099).....	15-16
Chi. at S. Bend (43,568).....	19-20
N.Y.G. at Cleve. (82,710).....	30-7
St. L. at St. L. (46,171).....	13-27

### 1972 (0-6)

L.A. at L.A. (64,803).....	3-13
S.F. at S.F. (58,364).....	13-20
Det. at Ann Arbor (58,422).....	7-34
Minn. at Cleve. (70,583).....	17-20
Cin. at Columbus (84,816).....	21-27
N.Y.G. at N.Y. (60,152).....	21-28

### 1973 (2-3-1)

S.F. at Cleve. (65,707).....	16-27
L.A. at L.A. (54,385).....	21-21
Cin. at Columbus (73,421).....	24-6
Atl. at Knoxville (40,831).....	20-17
Det. at Cleve. (64,088).....	13-16
N.Y.G. at Akron (30,751).....	10-21

### 1974 (2-4)

L.A. at L.A. (28,021).....	21-24
S.F. at Cleve. (24,008).....	21-20
Balt. at Tampa (25,116).....	3-37
Wash. at Cleve. (44,528).....	17-20
Cin. at Columbus (36,326).....	21-17
Det. at Det. (42,905).....	7-21

### 1975 (2-4)

S.F. at S.F. (45,560).....	13-17
Phil. at Cleve. (35,769).....	14-6
Wash. at Wash. (15,513).....	14-23
Buff. at Cleve. (31,155).....	20-34
N.Y.G. at Seattle (20,000).....	24-20
Det. at Cleve. (32,341).....	24-27

### 1976 (4-2)

Balt. at Lincoln (20,304).....	0-21
Atl. at Stillwater (24,227).....	31-7
Minn. at Cleve. (44,336).....	31-7
Phil. at Phil. (20,600).....	21-17
N.E. at Cleve. (36,016).....	30-27
Buff. at Buff. (37,951).....	10-28

### 1977 (3-3)

Wash. at Cleve. (32,554).....	14-16
Minn. at Minn. (45,370).....	33-34
St. L. at Cleve. (31,308).....	19-10
Chi. at Cleve. (36,598).....	14-7
G.B. at G.B. (53,180).....	19-14
Det. at Det. (49,168).....	20-24



## PRESEASON RESULTS NATIONAL FOOTBALL LEAGUE

### 1978 (2-2)

N.Y.G. at Cleve. (30,636)	7-21
Buff. at Buff. (23,241)	20-10
Det. at Cleve. (31,345)	14-10
N.E. at N.E. (42,696)	10-21

### 1979 (2-2)

N.Y.G. at N.Y. (30,905)	7-27
Balt. at Cleve. (43,056)	24-3
Det. at Det. (55,623)	10-21
Wash. at Wash. (40,039)	21-9

### 1980 (1-3)

K.C. at K.C. (38,055)	0-42
Wash. at Cleve. (54,986)	3-12
Chi. at Chi. (57,688)	33-31
Minn. at Minn. (47,262)	16-38

### 1981 (2-3)

Atl. at Canton (23,921)	24-10
Pitt. at Cleve. (78,610)	31-35
Buff. at Buff. (32,306)	13-10
Buff. at Cleve. (41,495)	20-31
G.B. at G.B. (56,191)	18-35

### 1982 (4-0)

Det. at Det. (54,275)	17-16
L.A. Rams at Cleve. (60,794)	26-23
N.O. at N.O. (55,689)	20-17
L.A. Raiders at L.A. (38,840)	27-10

### 1983 (3-1)

G.B. at G.B. (41,866)	21-20
Buff. at Buff. (25,886)	27-10
Den. at Den. (73,244)	10-19
L.A. Raiders at Cleve. (61,844)	20-17

### 1984 (1-3)

Pitt. at Cleve. (47,381)	14-31
L.A. Rams at L.A. (41,882)	21-10
K.C. at K.C. (33,074)	13-31
Phil. at Phil. (40,030)	19-20

### 1985 (2-2)

S.D. at S.D. (42,300)	7-12
Phil. at Cleve. (46,236)	28-14
Buff. at Buff. (23,145)	31-28
L.A. Raiders at Cleve. (44,926)	7-26

### 1986 (4-0)

Buff. at Cleve. (58,982)	19-17
Mia. at Mia. (50,815)	17-10
Atl. at Atl. (33,637)	27-21
L.A. Raiders at L.A. (57,780)	25-22

### 1987 (3-1)

St. L. at Cleve. (78,650)	31-16
N.Y.G. at N.Y. (41,008)	10-24
Atl. at Atl. (35,960)	23-3
G.B. at Mil. (37,707)	(OT) 30-24

### 1988 (3-1)

Det. at Cleve. (78,065)	13-10
T.B. at T.B. (50,074)	23-3
N.Y.J. at Mont. (39,112)	7-11
N.Y.G. at Cleve. (71,129)	17-13

### 1989 (1-4)

Phi. at London (73,677)	13-17
Det. at Det. (44,536)	25-24
Pitt. at Cleve. (71,939)	21-24
Phx. at Phx. (36,667)	7-21
T.B. at Cleve. (62,486)	10-27

### 1990 (1-4)

Chi. at Canton (23,952)	0-13
G.B. at G.B. (52,625)	25-10
Minn. at Cleve. (60,989)	20-23
Wash. at Cleve. (62,444)	13-31
N.Y.G. at N.Y. (33,148)	10-28

### 1991 (2-2)

T.B. at Cleve. (64,753)	10-23
N.Y.G. at Cleve. (54,445)	16-10
Wash. at Wash. (51,137)	(OT) 24-21
Minn. at Minn. (45,925)	7-31

### 1992 (2-2)

Atl. at Cleve. (59,566)	7-0
N.Y.G. at N.Y. (46,788)	7-16
Minn. at Cleve. (55,755)	3-56
T.B. at T.B. (40,883)	24-3

### 1993 (2-2)

Wash. at Wash. (36,455)	12-41
N.E. at Toronto (33,012)	12-9
L.A. Rams at Cleve. (51,361)	21-10
T.B. at T.B. (45,668)	20-23

### 1994 (3-1)

N.Y.G. at N.Y. (59,684)	24-15
Det. at Cleve. (47,455)	16-7
Atl. at Cleve. (51,602)	28-7
Ind. at Ind. (39,052)	7-24

### 1995 (2-2)

N.Y.G. at Cleve. (45,046)	13-19
Chi. Brs. at Cleve. (49,891)	55-13
Atl. at Atl. (41,813)	10-19
Ariz. at Ariz. (40,903)	31-17

### 1999 (2-3)

Dall. at Canton (25,156)	(OT) 20-17
T.B. at T.B. (63,963)	3-30
Minn. at Cleve. (71,398)	17-24
Chi. Brs. at Cleve. (72,388)	35-24
Phil. at Phil. (64,978)	17-30

# YEAR BY YEAR

## REGULAR SEASON RESULTS ALL-AMERICA FOOTBALL CONFERENCE

**1946:** 12-2 (Points: 423-137)

**Coach:** Paul Brown

### 1st Western Division

9/6	Mia. (60,135) (N) .....	W	44-0
9/13	at Chi. (51,962) (N) .....	W	20-6
9/22	at Buff. (30,302) .....	W	28-0
9/29	N.Y. (57,084) .....	W	24-7
10/6	Bklyn. (43,713) .....	W	26-7
10/12	at N.Y. (34,252) (N) .....	W	7-0
10/20	L.A. (71,134) .....	W	31-14
10/27	S.F. (70,385) .....	L	20-34
11/3	at L.A. (24,800) .....	L	16-17
11/10	at S.F. (41,061) .....	W	14-7
11/17	Chi. (60,457) .....	W	51-14
11/24	Buff. (37,054) .....	W	42-17
12/3	at Mia. (9,083) .....	W	34-0
12/8	at Bklyn. (14,600) .....	W	66-14

### CHAMPIONSHIP

12/22	New York (40,469) .....	W	14-9
-------	-------------------------	---	------

**1947:** 12-1-1 (Points: 410-185)

**Coach:** Paul Brown

**Top Draft Choice:** FB Dick Hoerner

### 1st Western Division

9/5	Buff. (63,263) (N) .....	W	30-14
9/12	at Bklyn. (18,876) (N) .....	W	55-7
9/21	Balt. (44,257) .....	W	28-0
9/26	at Chi. (18,450) (N) .....	W	41-21
10/5	N.Y. (80,067) .....	W	26-17
10/12	L.A. (63,124) .....	L	10-13
10/19	Chi. (35,266) .....	W	31-28
10/26	at S.F. (54,483) .....	W	14-7
11/2	at Buff. (43,167) .....	W	28-7
11/9	Bklyn. (30,279) .....	W	13-12
11/16	S.F. (76,504) .....	W	37-14
11/23	at N.Y. (70,060) .....	T	28-28
11/27	at L.A. (45,009) .....	W	27-17
12/7	at Balt. (20,574) .....	W	42-0

### CHAMPIONSHIP

12/14	at New York (61,879) .....	W	14-3
-------	----------------------------	---	------

**1948:** 14-0 (Points: 389-190)

**Coach:** Paul Brown

**Top Draft Choice:** HB Jeff Durkota

### 1st Western Division

9/3	L.A. (60,193) (N) .....	W	19-14
9/12	at Buff. (35,340) .....	W	42-13
9/17	at Chi. (30,874) (N) .....	W	28-7
9/26	Chi. (37,190) .....	W	21-10
10/5	at Balt. (22,359) (N) .....	W	14-10
10/10	Bklyn. (31,187) .....	W	30-17
10/17	Buff. (28,054) .....	W	31-14
10/24	N.Y. (46,912) .....	W	35-7
11/7	Balt. (32,314) .....	W	28-7
11/14	S.F. (82,769) .....	W	14-7
11/21	at N.Y. (52,518) .....	W	34-21
11/25	at L.A. (60,031) .....	W	31-14
11/28	at S.F. (59,785) .....	W	31-28
12/5	at Bklyn. (9,821) .....	W	31-21

### CHAMPIONSHIP

12/19	Buffalo (22,981) .....	W	49-7
-------	------------------------	---	------

**1949:** 9-1-2 (Points: 339-171)

**Coach:** Paul Brown

**Top Draft Choice:** QB Jack Mitchell

### 1st Western Division

9/5	at Buff. (31,839) .....	T	28-28
9/11	Balt. (21,621) .....	W	21-0
9/18	N.Y. (26,312) .....	W	14-3
9/25	at Balt. (36,837) .....	W	28-20
10/2	L.A. (30,465) .....	W	42-7
10/9	at S.F. (59,720) .....	L	28-56
10/14	at L.A. (27,427) .....	W	61-14
10/30	S.F. (72,189) .....	W	30-28
11/6	Chi. (16,506) .....	W	35-2
11/13	Buff. (22,511) .....	T	7-7
11/20	at N.Y. (50,711) .....	W	31-0
11/24	at Chi. (5,031) .....	W	14-6

### PLAYOFF

12/4	Buffalo (17,270) .....	W	31-21
------	------------------------	---	-------

### CHAMPIONSHIP

12/11	San Francisco (22,550) .....	W	21-7
-------	------------------------------	---	------



# YEAR BY YEAR

## 1950 REGULAR SEASON RESULTS (10-2)

**Coach: Paul Brown**  
**Top Draft Choice: HB Ken Carpenter**  
**1950 USUAL STARTING LINEUPS**

**Offense**

LE	58	Mac Speedie
LT	46	L. Groza, 42 D. Palmer
LG	34	A. Gibson, 38 W. Humble
C	22	Frank Gatski
RG	32	Lin Houston
RT	44	Lou Rymkus
RE	56	Dante Lavelli
WR	86	Dub Jones
QB	60	Otto Graham
RB	90	R. Bumgardner, 84 K. Carpenter
RB	76	Marion Motley

**Defense**

LDE	52	George Young
LDf	48	F. Grigg, 42 D. Palmer
MG	30	Bill Willis
RDT	45	John Kissell
RDE	53	Len Ford
LLB	74	Tony Adamle
MLB	38	W. Humble, 35 A. Agase
RLB	36	Tommy Thompson
LCB	80	Warren Lahr
RCB	82	Tommy James
S	62	Cliff Lewis

Total Plays	717	743
Avg. Per Play	5.5	4.0
<b>Net Yards Rushing</b>	<b>2,089</b>	<b>1,573</b>
Avg. Per Game	174.1	131.1
Total Rushes	457	451
<b>Net Yards Passing</b>	<b>1,679</b>	<b>1,390</b>
Avg. Per Game	139.9	115.8
Sacked/Yards Lost	0/305	0/191
Gross Yards	1,984	1,581
Attempts/Completions	260/139	292/121
Completion Pct.	53.5%	41.4%
Had Intercepted	21	31
<b>Punts/Avg.</b>	<b>66/43.2</b>	<b>69/41.5</b>
<b>Net Punting Avg.</b>	<b>66/40.0</b>	<b>69/34.7</b>
<b>Penalties/Yards Lost</b>	<b>104/968</b>	<b>62/554</b>
<b>Fumbles/Ball Lost</b>	<b>26/12</b>	<b>37/24</b>
<b>Touchdowns</b>	<b>38</b>	<b>19</b>
Rushing	20	10
Passing	15	8
Returns	3	1
<b>Avg. Time Of Possession</b>	<b>-</b>	<b>-</b>

<b>Receiving</b>	<b>No</b>	<b>Yds</b>	<b>Avg</b>	<b>LG</b>	<b>TD</b>
Speedie, Mac	42	548	13.0	45	1
Lavelli, Dante	37	565	15.3	43	5
Jones, Dub	31	458	14.8	80	5
Motley, Marion	11	151	13.7	41	1
Bumgardner, Rex	9	112	12.4	25	1
Carpenter, Ken	5	45	9.0	16	0
Gillom, Horace	2	54	27.0	38	1
Phelps, Don	1	28	28.0	28	0
Groza, Lou	1	23	23.0	23	1
<b>Browns</b>	<b>139</b>	<b>1,984</b>	<b>14.3</b>	<b>80</b>	<b>15</b>
<b>Opponents</b>	<b>121</b>	<b>1,581</b>	<b>13.1</b>	<b>64</b>	<b>8</b>

<b>Interceptions</b>	<b>No</b>	<b>Yds</b>	<b>Avg</b>	<b>LG</b>	<b>TD</b>
James, Tommy	9	69	7.7	34	0
Lahr, Warren	8	99	12.4	30	2
Gorgal, Ken	6	23	3.8	13	0
Martin, Jim	2	15	7.5	14	0
Herring, Hal	2	12	6.0	9	0
Adamle, Tony	1	17	17.0	13	0
Agase, Alex	1	14	14.0	14	0
Phelps, Don	1	9	9.0	9	0
Lewis, Cliff	1	4	4.0	4	0
<b>Browns</b>	<b>31</b>	<b>262</b>	<b>8.5</b>	<b>34</b>	<b>2</b>
<b>Opponents</b>	<b>21</b>	<b>262</b>	<b>12.5</b>	<b>41</b>	<b>0</b>

<b>Score By Periods</b>	<b>1st</b>	<b>2nd</b>	<b>3rd</b>	<b>4th</b>	<b>OT</b>	<b>Tot.</b>
<b>Browns</b>	<b>69</b>	<b>84</b>	<b>57</b>	<b>100</b>	<b>0</b>	<b>- 310</b>
<b>Opponents</b>	<b>39</b>	<b>35</b>	<b>35</b>	<b>35</b>	<b>0</b>	<b>- 144</b>

<b>Scoring</b>	<b>Ru</b>	<b>Pa</b>	<b>Rt</b>	<b>DI</b>	<b>PAT</b>	<b>2R2Ps</b>	<b>FG</b>	<b>Sa</b>	<b>Fp</b>	<b>Td</b>
Groza, Lou	0	1	0	0	29/29	0	0	13/19	0	74
Jones, Dub	6	5	0	0	0/0	0	0	0/0	0	66
Graham, Otto	6	0	0	0	0/0	0	0	0/0	0	36
Lavelli, Dante	0	5	0	0	0/0	0	0	0/0	0	30
Motley, Marion	3	1	0	0	0/0	0	0	0/0	0	24
Phelps, Don	2	0	1	0	0/0	0	0	0/0	0	18
Bumgardner, Rex	2	1	0	0	0/0	0	0	0/0	0	18
Lahr, Warren	0	2	0	0	0/0	0	0	0/0	0	12
Grigg, Forrest	0	0	0	0	9/9	0	1/2	1/2	0	12
Carpenter, Ken	1	0	0	0	0/0	0	0	0/0	0	6
Gillom, Horace	0	1	0	0	0/0	0	0	0/0	0	6
Speedie, Mac	0	1	0	0	0/0	0	0	0/0	0	6
Kissell, John	0	0	0	0	0/0	0	0	0/0	1	2
<b>Browns</b>	<b>20</b>	<b>15</b>	<b>3</b>	<b>0</b>	<b>38/38</b>	<b>0</b>	<b>0</b>	<b>14/21</b>	<b>1</b>	<b>310</b>
<b>Opponents</b>	<b>10</b>	<b>8</b>	<b>1</b>	<b>0</b>	<b>18/19</b>	<b>0</b>	<b>0</b>	<b>4/11</b>	<b>0</b>	<b>144</b>

<b>Punting</b>	<b>No</b>	<b>Yds</b>	<b>Avg</b>	<b>In20</b>	<b>TB</b>	<b>LG</b>	<b>Blk</b>
Gillom, Horace	66	2,849	43.2	0	5	75	1
<b>Browns</b>	<b>66</b>	<b>2,849</b>	<b>43.2</b>	<b>0</b>	<b>5</b>	<b>75</b>	<b>1</b>
<b>Opponents</b>	<b>69</b>	<b>2,864</b>	<b>41.5</b>	<b>0</b>	<b>6</b>	<b>65</b>	<b>0</b>

<b>Punt Returns</b>	<b>No</b>	<b>FC</b>	<b>Yds</b>	<b>Avg</b>	<b>LG</b>	<b>TD</b>
Phelps, Don	13	0	174	13.4	54	1
Moselle, Dom	7	0	126	18.0	48	0
Gorgal, Ken	4	0	83	20.8	33	0
Carpenter, Ken	4	0	58	14.5	27	0
James, Tommy	0	0	15	0.0	0	0
Lewis, Cliff	2	0	13	6.5	8	0
<b>Browns</b>	<b>30</b>	<b>0</b>	<b>469</b>	<b>15.6</b>	<b>54</b>	<b>1</b>
<b>Opponents</b>	<b>32</b>	<b>0</b>	<b>210</b>	<b>6.6</b>	<b>32</b>	<b>0</b>

<b>Rushing</b>	<b>No</b>	<b>Yds</b>	<b>Avg</b>	<b>LG</b>	<b>TD</b>
Motley, Marion	140	810	5.8	69	3
Jones, Dub	83	384	4.6	61	6
Bumgardner, Rex	67	231	3.4	26	2
Graham, Otto	55	145	2.6	20	6
Phelps, Don	39	198	5.1	33	2
Carpenter, Ken	35	181	5.2	61	1
Cole, Emerson	26	105	4.0	16	0
Moselle, Dom	5	39	7.8	15	0
Adamle, Tony	3	8	2.7	3	0
Lewis, Cliff	2	-1	-0.5	2	0
James, Tommy	1	-1	-1.0	-1	0
Humble, Weldon	1	-10	-10.0	-10	0
<b>Browns</b>	<b>457</b>	<b>2,089</b>	<b>4.6</b>	<b>69</b>	<b>20</b>
<b>Opponents</b>	<b>451</b>	<b>1,573</b>	<b>3.5</b>	<b>48</b>	<b>10</b>

<b>Kickoff Returns</b>	<b>No</b>	<b>Yds</b>	<b>Avg</b>	<b>LG</b>	<b>TD</b>
Phelps, Don	12	325	27.1	61	0
Moselle, Dom	5	107	21.4	29	0
Carpenter, Ken	5	98	19.6	25	0
Adamle, Tony	4	53	13.3	22	0
Gillom, Horace	3	51	17.0	23	0
Cole, Emerson	1	22	22.0	22	0
Martin, Jim	1	14	14.0	14	0
Rymkus, Lou	1	0	0.0	0	0
<b>Browns</b>	<b>32</b>	<b>670</b>	<b>20.9</b>	<b>61</b>	<b>0</b>
<b>Opponents</b>	<b>43</b>	<b>988</b>	<b>23.0</b>	<b>71</b>	<b>0</b>

<b>Field Goals</b>	<b>1-19</b>	<b>20-29</b>	<b>30-39</b>	<b>40-49</b>	<b>50+</b>	<b>Tot.</b>
<b>Browns</b>	<b>0/0</b>	<b>0/0</b>	<b>0/0</b>	<b>0/0</b>	<b>0/0</b>	<b>0/0</b>
<b>Opponents</b>	<b>0/0</b>	<b>0/0</b>	<b>0/0</b>	<b>0/0</b>	<b>0/0</b>	<b>0/0</b>

<b>Date</b>	<b>Result</b>	<b>Opponent</b>	<b>Avt.</b>
09-16	W 35-10	at Philadelphia Eagles	71,237
09-24	W 31-0	at Baltimore Colts	15,201
10-01	L 0-6	New York Giants	37,647
10-07	W 30-17	at Pittsburgh Steelers	35,990
10-15	W 34-24	Chicago Cardinals	33,774
10-22	L 13-17	at New York Giants	41,734
10-29	W 45-7	Pittsburgh Steelers	40,714
11-05	W 10-7	at Chicago Cardinals	38,456
11-12	W 34-14	San Francisco 49ers	28,786
11-19	W 20-14	Washington Redskins	21,908
12-03	W 13-7	Philadelphia Eagles	37,490
12-10	W 45-21	at Washington Redskins	30,143
<b>Playoff</b>			
12-17	W 8-3	New York Giants	33,054
<b>Championship</b>			
12-24	W 30-28	Los Angeles Rams	29,751

<b>Team Statistics</b>	<b>Browns</b>	<b>Opponent</b>
<b>Total First Downs</b>	<b>199</b>	<b>184</b>
Rushing	104	96
Passing	86	71
Penalty	9	17
3rd Down: Made/Att	0/0	0/0
3rd Down Pct.	0.0%	0.0%
4th Down: Made/Att	0/0	0/0
4th Down Pct.	0.0%	0.0%
<b>Total Net Yards</b>	<b>3,937</b>	<b>2,963</b>
Avg. Per Game	328.1	246.9

<b>Passing</b>	<b>Att</b>	<b>Cmp</b>	<b>Yds</b>	<b>Pct</b>	<b>Av/At</b>	<b>TD</b>	<b>TD%</b>	<b>Int</b>	<b>Int%</b>	<b>LG</b>	<b>Thld</b>	<b>Rating</b>
Graham, Otto	253	137	1,943	54.2	7.68	14	5.5	20	7.9	80	0/291	64.7
Lewis, Cliff	4	1	38	25.0	9.50	1	25.0	0	0.0	38	0/14	106.3
Gillom, Horace	1	1	3	100.0	3.00	0	0.0	0	0.0	3	0/0	79.2
Carpenter, Ken	1	0	0	0.0	0.00	0	0.0	1	100.0	0	0/0	0.0
Groza, Lou	1	0	0	0.0	0.00	0	0.0	0	0.0	0	0/0	39.6
<b>Browns</b>	<b>260</b>	<b>139</b>	<b>1,984</b>	<b>53.5</b>	<b>7.63</b>	<b>15</b>	<b>5.8</b>	<b>21</b>	<b>8.1</b>	<b>80</b>	<b>0/305</b>	<b>64.0</b>
<b>Opponents</b>	<b>292</b>	<b>121</b>	<b>1,581</b>	<b>41.4</b>	<b>5.41</b>	<b>8</b>	<b>2.7</b>	<b>31</b>	<b>10.6</b>	<b>64</b>	<b>0/191</b>	<b>28.7</b>

# YEAR BY YEAR

## 1951 REGULAR SEASON RESULTS (11-1)

Coach: Paul Brown

Top Draft Choice: HB/S Kenny Konz

### 1951 USUAL STARTING LINEUPS

#### Offense

LE	58	M. Speedie, 59 H. Gillom
LT	46	Lou Groza
LG	34	Abe Gibron
C	22	Frank Gatski
RG	38	Bob Gaudio
RT	44	Lou Rymkus
RE	56	Dante Lavelli
WR	86	Dub Jones
QB	60	Otto Graham
RB	84	K. Carpenter, 90 R. Bumgardner
RB	70	E. Cole, 76 M. Motley

#### Defense

LDE	52	George Young
LDT	48	F. Gigg, 42 D. Palmer
MG	30	Bill Willis
RDT	45	John Kissell
RDE	53	Len Ford
LLB	74	Tony Adamle
MLB	35	Alex Agase
RLB	24	Tommy Thompson
LCB	80	Warren Lahr
RCB	82	Tommy James
S	62	Cliff Lewis

Avg. Per Play	5.5	4.0
<b>Net Yards Rushing</b>	<b>1,708</b>	<b>1,454</b>
Avg. Per Game	142.3	121.2
Total Rushes	415	428
<b>Net Yards Passing</b>	<b>1,902</b>	<b>1,548</b>
Avg. Per Game	158.5	129.0
Sacked/Yards Lost	0/371	0/430
Gross Yards	2,273	1,978
Attempts/Completions	271/151	330/151
Completion Pct.	55.7%	45.8%
Had Intercepted	17	22
<b>Punts/Avg.</b>	<b>73/45.5</b>	<b>69/39.8</b>
<b>Net Punting Avg.</b>	<b>73/40.8</b>	<b>69/36.5</b>
<b>Penalties/Yards Lost</b>	<b>117/1,017</b>	<b>59/505</b>
<b>Fumbles/Ball Lost</b>	<b>25/18</b>	<b>35/29</b>
<b>Touchdowns</b>	<b>43</b>	<b>20</b>
Rushing	20	8
Passing	18	10
Returns	5	2
<b>Avg. Time Of Possession</b>	<b>-</b>	<b>-</b>

<b>Receiving</b>	<b>No</b>	<b>Yds</b>	<b>Avg</b>	<b>LG</b>	<b>TD</b>
Lavelli, Dante	43	586	13.6	47	6
Speedie, Mac	34	589	17.3	51	3
Jones, Dub	30	570	19.0	81t	5
Carpenter, Ken	12	183	15.3	45t	2
Gillom, Horace	11	164	14.9	24	0
Motley, Marion	10	52	5.2	34	0
Bumgardner, Rex	5	61	12.2	19	1
Cole, Emerson	4	30	7.5	17	0
Oristaglio, Bob	1	20	20.0	20t	1
Taseff, Carl	1	18	18.0	18	0
<b>Browns</b>	<b>151</b>	<b>2,273</b>	<b>15.1</b>	<b>81t</b>	<b>18</b>
<b>Opponents</b>	<b>151</b>	<b>1,978</b>	<b>13.1</b>	<b>61</b>	<b>10</b>

<b>Interceptions</b>	<b>No</b>	<b>Yds</b>	<b>Avg</b>	<b>LG</b>	<b>TD</b>
Lahr, Warren	5	95	19.0	29	2
Lewis, Cliff	5	46	9.2	20	0
Shula, Don	4	23	5.8	16	0
Thompson, Tommy	2	23	11.5	17	0
Agase, Alex	2	7	3.5	6	0
James, Tommy	2	1	0.5	1	0
Herring, Hal	1	28	28.0	28	0
Adamle, Tony	1	12	12.0	8	0
<b>Browns</b>	<b>22</b>	<b>235</b>	<b>10.7</b>	<b>29</b>	<b>2</b>
<b>Opponents</b>	<b>17</b>	<b>95</b>	<b>5.6</b>	<b>36</b>	<b>1</b>

<b>Score By Periods</b>	<b>1st</b>	<b>2nd</b>	<b>3rd</b>	<b>4th</b>	<b>OT</b>	<b>ToT</b>
<b>Browns</b>	<b>80</b>	<b>79</b>	<b>100</b>	<b>72</b>	<b>0</b>	<b>- 331</b>
<b>Opponents</b>	<b>34</b>	<b>19</b>	<b>44</b>	<b>55</b>	<b>0</b>	<b>- 152</b>

<b>Scoring</b>	<b>Ru</b>	<b>Pa</b>	<b>Rt</b>	<b>Df</b>	<b>Pat</b>	<b>2Rn2Pa</b>	<b>Fg</b>	<b>Saf</b>	<b>Tp</b>	
Groza, Lou	0	0	0	0	43/43	0	0	10/23	0	73
Jones, Dub	7	5	0	0	0/0	0	0	0/0	0	72
Carpenter, Ken	4	2	0	0	0/0	0	0	0/0	0	36
Lavelli, Dante	0	6	0	0	0/0	0	0	0/0	0	36
Graham, Otto	3	0	1	0	0/0	0	0	0/0	0	24
Speedie, Mac	0	3	0	0	0/0	0	0	0/0	0	18
Taseff, Carl	2	0	0	0	0/0	0	0	0/0	0	12
Bumgardner, Rex	1	1	0	0	0/0	0	0	0/0	0	12
Lahr, Warren	0	0	2	0	0/0	0	0	0/0	0	12
Oristaglio, Bob	0	1	0	0	0/0	0	0	0/0	0	6
Young, George	0	0	1	0	0/0	0	0	0/0	0	6
Gilom, Horace	0	0	1	0	0/0	0	0	0/0	0	6
Motley, Marion	1	0	0	0	0/0	0	0	0/0	0	6
Phelps, Don	1	0	0	0	0/0	0	0	0/0	0	6
Cole, Emerson	1	0	0	0	0/0	0	0	0/0	0	6
<b>Browns</b>	<b>20</b>	<b>18</b>	<b>5</b>	<b>0</b>	<b>43/43</b>	<b>0</b>	<b>0</b>	<b>10/23</b>	<b>0</b>	<b>331</b>
<b>Opponents</b>	<b>8</b>	<b>10</b>	<b>2</b>	<b>0</b>	<b>18/20</b>	<b>0</b>	<b>0</b>	<b>4/14</b>	<b>1</b>	<b>152</b>

<b>Rushing</b>	<b>No</b>	<b>Yds</b>	<b>Avg</b>	<b>LG</b>	<b>TD</b>
Jones, Dub	104	492	4.7	43t	7
Carpenter, Ken	85	402	4.7	30	4
Motley, Marion	61	273	4.5	26	1
Cole, Emerson	46	252	5.5	23	1
Bumgardner, Rex	45	126	2.8	20	1
Graham, Otto	35	29	0.8	12	3
Phelps, Don	16	65	4.1	16	1
Taseff, Carl	13	49	3.8	15	2
Jagade, Harry	7	30	4.3	22	0
Lewis, Cliff	3	-10	-3.3	1	0
<b>Browns</b>	<b>415</b>	<b>1,708</b>	<b>4.1</b>	<b>43t</b>	<b>20</b>
<b>Opponents</b>	<b>428</b>	<b>1,454</b>	<b>3.4</b>	<b>35</b>	<b>8</b>

<b>Punting</b>	<b>No</b>	<b>Yds</b>	<b>Avg</b>	<b>In20</b>	<b>TD</b>	<b>LG</b>	<b>Bk</b>
Gillom, Horace	73	3,321	45.5	0	8	66	0
<b>Browns</b>	<b>73</b>	<b>3,321</b>	<b>45.5</b>	<b>0</b>	<b>8</b>	<b>66</b>	<b>0</b>
<b>Opponents</b>	<b>69</b>	<b>2,746</b>	<b>39.8</b>	<b>0</b>	<b>3</b>	<b>75</b>	<b>1</b>

<b>Punt Returns</b>	<b>No</b>	<b>FC</b>	<b>Yds</b>	<b>Avg</b>	<b>LG</b>	<b>TD</b>
Carpenter, Ken	14	0	173	12.4	49	0
Lewis, Cliff	14	0	48	3.4	11	0
Taseff, Carl	1	0	6	6.0	6	0
Phelps, Don	1	0	3	3.0	3	0
<b>Browns</b>	<b>30</b>	<b>0</b>	<b>230</b>	<b>7.7</b>	<b>49</b>	<b>0</b>
<b>Opponents</b>	<b>49</b>	<b>0</b>	<b>340</b>	<b>6.9</b>	<b>30</b>	<b>0</b>

<b>Kickoff Returns</b>	<b>No</b>	<b>Yds</b>	<b>Avg</b>	<b>LG</b>	<b>TD</b>
Carpenter, Ken	9	196	21.8	48	0
Bumgardner, Rex	3	75	25.0	33	0
Phelps, Don	3	66	22.0	25	0
Taseff, Carl	3	56	18.7	20	0
Jagade, Harry	2	36	18.0	19	0
Cole, Emerson	2	28	14.0	20	0
Gillom, Horace	2	25	12.5	15	0
Gaudio, Bob	1	8	8.0	8	0
Shula, Don	1	6	6.0	6	0
Gibron, Abe	1	0	0.0	0	0
<b>Browns</b>	<b>27</b>	<b>496</b>	<b>18.4</b>	<b>48</b>	<b>0</b>
<b>Opponents</b>	<b>34</b>	<b>763</b>	<b>22.4</b>	<b>41</b>	<b>0</b>

<b>Field Goals</b>	<b>1-19</b>	<b>20-29</b>	<b>30-39</b>	<b>40-49</b>	<b>50+</b>	<b>ToT</b>
<b>Browns</b>	<b>0/0</b>	<b>0/0</b>	<b>0/0</b>	<b>0/0</b>	<b>0/0</b>	<b>0/0</b>
<b>Opponents</b>	<b>0/0</b>	<b>0/0</b>	<b>0/0</b>	<b>0/0</b>	<b>0/0</b>	<b>0/0</b>

<b>Date</b>	<b>Result</b>	<b>Opponent</b>	<b>Att.</b>
09-30	L 10-24	at San Francisco 49ers	52,219
10-07	W 38-23	at Los Angeles Rams	67,186
10-14	W 45-0	Washington Redskins	33,968
10-21	W 17-0	Pittsburgh Steelers	32,409
10-27	W 14-13	New York Giants	56,947
11-04	W 34-17	at Chicago Cardinals	19,742
11-11	W 20-17	Philadelphia Eagles	36,571
11-18	W 10-0	at New York Giants	52,215
11-25	W 42-21	Chicago Bears	40,969
12-02	W 49-28	Chicago Cardinals	30,550
12-09	W 28-0	at Pittsburgh Steelers	24,229
12-16	W 24-9	at Philadelphia Eagles	16,263
<b>Championship</b>			
12-23	L 17-24	at Los Angeles Rams	57,540

<b>Team Statistics</b>	<b>Browns</b>	<b>Opponent</b>
<b>Total First Downs</b>	<b>203</b>	<b>201</b>
Rushing	92	88
Passing	99	81
Penalty	12	32
3rd Down: Made/Att	0/0	0/0
3rd Down Pct.	0.0%	0.0%
4th Down: Made/Att	0/0	0/0
4th Down Pct.	0.0%	0.0%
<b>Total Net Yards</b>	<b>3,847</b>	<b>3,002</b>
Avg. Per Game	320.6	250.2
Total Plays	702	758

<b>Passing</b>	<b>Att</b>	<b>Cmp</b>	<b>Yds</b>	<b>Pct.</b>	<b>Av/At</b>	<b>TD</b>	<b>TD%</b>	<b>Int</b>	<b>Int%</b>	<b>LG</b>	<b>Thld</b>	<b>Rating</b>
Graham, Otto	265	147	2,205	55.5	8.32	17	6.4	16	6.0	81t	0/371	79.2
Lewis, Cliff	6	4	68	66.7	11.33	1	16.7	1	16.7	20	0/0	104.9
<b>Browns</b>	<b>271</b>	<b>151</b>	<b>2,273</b>	<b>55.7</b>	<b>8.39</b>	<b>18</b>	<b>6.6</b>	<b>17</b>	<b>6.3</b>	<b>81t</b>	<b>0/371</b>	<b>79.5</b>
<b>Opponents</b>	<b>330</b>	<b>151</b>	<b>1,978</b>	<b>45.8</b>	<b>5.99</b>	<b>10</b>	<b>3.0</b>	<b>22</b>	<b>6.7</b>	<b>61</b>	<b>0/430</b>	<b>47.5</b>



# YEAR BY YEAR

## 1952 REGULAR SEASON RESULTS (8-4)

**Coach: Paul Brown**

**Top Draft Choice: DB Bert Rechichar**

### 1952 USUAL STARTING LINEUPS

#### Offense

LE	88	Mac Speedie
LT	76	Lou Groza
LG	64	Abe Gibrón
C	52	Frank Gatski
RG	62	L. Houston, 65 J. Skibinski
RT	78	John Sandusky
RE	83	Darrel Brewster
WR	40	Dub Jones
QB	14	Otto Graham
RB	22	Rex Bumgardner
RB	36	Marion Motley

#### Defense

LDE	82	George Young
LDT	74	Bob Gain
MG	60	Bill Willis
RDT	72	Darrell Palmer
RDE	80	Len Ford
LLB	34	Walt Michaels
MLB	54	Tommy Thompson
RLB	50	Hal Herring
RCB	42	T. James, 44 D. Shula
LCB	24	Warren Lahr
S	15	Bert Rechichar

Avg. Per Game	148.7	115.5	Carpenter, Ken	16	136	8.5	41t	1
Total Rushes	391	411	Motley, Marion	13	213	16.4	68t	2
<b>Net Yards Passing</b>	<b>2,566</b>	<b>1,689</b>	Howard, Sherman	11	219	19.9	57t	3
Avg. Per Game	213.8	140.8	Jagade, Harry	9	203	22.6	47t	1
Sacked/Yards Lost	0/273	0/339	Brewster, Darrel	4	117	29.3	47t	1
Gross Yards	2,839	2,028	Gillom, Horace	4	45	11.3	21	1
Attempts/Completions	374/184	348/141	Renfro, Ray	1	8	8.0	8	0
Completion Pct.	49.2%	40.5%	<b>Browns</b>	<b>184</b>	<b>2,839</b>	<b>15.4</b>	<b>68t</b>	<b>22</b>
Had Intercepted	26	22	<b>Opponents</b>	<b>141</b>	<b>2,028</b>	<b>14.4</b>	<b>70t</b>	<b>17</b>

<b>Punts/Avg.</b>	<b>61/45.7</b>	<b>84/40.6</b>
<b>Net Punting Avg.</b>	<b>61/40.7</b>	<b>84/35.7</b>
<b>Penalties/Yards Lost</b>	<b>85/744</b>	<b>46/425</b>
<b>Fumbles/Ball Lost</b>	<b>21/11</b>	<b>23/14</b>
<b>Touchdowns</b>	<b>36</b>	<b>29</b>
Rushing	12	11
Passing	22	17
Returns	2	1
<b>Avg. Time Of Possession</b>	<b>-</b>	<b>-</b>

<b>Score By Periods</b>	<b>1st</b>	<b>2nd</b>	<b>3rd</b>	<b>4th</b>	<b>OT</b>	<b>Tot.</b>
<b>Browns</b>	<b>81</b>	<b>62</b>	<b>108</b>	<b>59</b>	<b>0</b>	<b>- 310</b>
<b>Opponents</b>	<b>47</b>	<b>53</b>	<b>42</b>	<b>71</b>	<b>0</b>	<b>- 213</b>

#### Scoring

<b>Ru</b>	<b>Pa</b>	<b>Rt</b>	<b>Df</b>	<b>PAT</b>	<b>2Ru</b>	<b>2Pa</b>	<b>FG</b>	<b>SA</b>	<b>TP</b>
Groza, Lou	0	0	0	32/32	0	0	19/33	0	89
Jones, Dub	2	4	0	0/0	0/0	0/0	0/0	0	36
Carpenter, Ken	3	1	1	0/0	0/0	0/0	0/0	0	30
Speedie, Mac	0	5	0	0/0	0/0	0/0	0/0	0	30
Lavelli, Dante	0	4	0	0/0	0/0	0/0	0/0	0	24
Graham, Otto	4	0	0	0/0	0/0	0/0	0/0	0	24
Howard, Sherman	0	3	0	0/0	0/0	0/0	0/0	0	18
Jagade, Harry	2	1	0	0/0	0/0	0/0	0/0	0	18
Motley, Marion	1	2	0	0/0	0/0	0/0	0/0	0	18
Ford, Len	0	0	1	0/0	0/0	0/0	0/0	0	6
Brewster, Darrel	0	1	0	0/0	0/0	0/0	0/0	0	6
Gillom, Horace	0	1	0	0/0	0/0	0/0	0/0	0	6
Gain, Bob	0	0	0	3/3	0/0	0/0	0/0	0	3
Young, George	0	0	0	0/0	0/0	0/0	0/0	1	2
Team, Stat	0	0	0	0/1	0/0	0/0	0/0	0	0
<b>Browns</b>	<b>12</b>	<b>22</b>	<b>2</b>	<b>0</b>	<b>35/36</b>	<b>0</b>	<b>19/33</b>	<b>1</b>	<b>310</b>
<b>Opponents</b>	<b>11</b>	<b>17</b>	<b>1</b>	<b>0</b>	<b>25/29</b>	<b>0</b>	<b>4/11</b>	<b>1</b>	<b>213</b>

<b>Rushing</b>	<b>No</b>	<b>Yds</b>	<b>Avg</b>	<b>LG</b>	<b>TD</b>
Motley, Marion	104	444	4.3	59	1
Carpenter, Ken	72	408	5.7	37	3
Jones, Dub	65	270	4.2	35	2
Jagade, Harry	57	373	6.5	30	2
Graham, Otto	39	128	3.3	21	4
Howard, Sherman	34	95	2.8	22	0
Renfro, Ray	10	26	2.6	11	0
Bumgardner, Rex	9	38	4.2	24	0
Ratterman, George	1	2	2.0	2	0
<b>Browns</b>	<b>391</b>	<b>1,784</b>	<b>4.6</b>	<b>59</b>	<b>12</b>
<b>Opponents</b>	<b>411</b>	<b>1,386</b>	<b>3.4</b>	<b>69</b>	<b>11</b>

<b>Receiving</b>	<b>No</b>	<b>Yds</b>	<b>Avg</b>	<b>LG</b>	<b>TD</b>
Speedie, Mac	62	911	14.7	50	5
Jones, Dub	43	651	15.1	63t	4
Lavelli, Dante	21	336	16.0	41	4

<b>Interceptions</b>	<b>No</b>	<b>Yds</b>	<b>Avg</b>	<b>LG</b>	<b>TD</b>
Rechichar, Bert	6	79	13.2	25	0
Lahr, Warren	5	51	10.2	14	0
James, Tommy	4	40	10.0	18	0
Michaels, Walter	4	26	6.5	7	0
Bumgardner, Rex	2	33	16.5	33	0
Thompson, Tommy	1	21	21.0	21	0
<b>Browns</b>	<b>22</b>	<b>250</b>	<b>11.4</b>	<b>33</b>	<b>0</b>
<b>Opponents</b>	<b>26</b>	<b>389</b>	<b>15.0</b>	<b>46</b>	<b>1</b>

<b>Punting</b>	<b>No</b>	<b>Yds</b>	<b>Avg</b>	<b>in20</b>	<b>TB</b>	<b>LG</b>	<b>Blk</b>
Gillom, Horace	61	2,787	45.7	0	6	73	1
<b>Browns</b>	<b>61</b>	<b>2,787</b>	<b>45.7</b>	<b>0</b>	<b>6</b>	<b>73</b>	<b>1</b>
<b>Opponents</b>	<b>84</b>	<b>3,408</b>	<b>40.6</b>	<b>0</b>	<b>3</b>	<b>60</b>	<b>0</b>

<b>Punt Returns</b>	<b>No</b>	<b>FC</b>	<b>Yds</b>	<b>Avg</b>	<b>LG</b>	<b>TD</b>
Renfro, Ray	22	0	169	7.7	34	0
Carpenter, Ken	10	0	139	13.9	54t	1
Rechichar, Bert	8	0	47	5.9	16	0
Bumgardner, Rex	10	0	35	3.5	10	0
Phelps, Don	5	0	15	3.0	10	0
Skibinski, Joe	0	0	5	0.0	5	0
<b>Browns</b>	<b>55</b>	<b>0</b>	<b>410</b>	<b>7.5</b>	<b>54t</b>	<b>1</b>
<b>Opponents</b>	<b>39</b>	<b>0</b>	<b>307</b>	<b>7.9</b>	<b>38</b>	<b>0</b>

<b>Kickoff Returns</b>	<b>No</b>	<b>Yds</b>	<b>Avg</b>	<b>LG</b>	<b>TD</b>
Carpenter, Ken	11	234	21.3	40	0
Renfro, Ray	8	130	16.3	26	0
Bumgardner, Rex	5	89	17.8	21	0
Cole, Emerson	4	71	17.8	22	0
Rechichar, Bert	4	70	17.5	19	0
Motley, Marion	3	88	29.3	35	0
Jagade, Harry	3	58	19.3	21	0
Sharkey, Ed	2	24	12.0	15	0
Howard, Sherman	1	22	22.0	22	0
Michaels, Walter	1	16	16.0	16	0
Brewster, Darrel	1	11	11.0	11	0
Gillom, Horace	1	9	9.0	7	0
Skibinski, Joe	1	8	8.0	8	0
Gain, Bob	1	0	0.0	0	0
Gibrón, Abe	1	0	0.0	0	0
<b>Browns</b>	<b>47</b>	<b>830</b>	<b>17.7</b>	<b>40</b>	<b>0</b>
<b>Opponents</b>	<b>47</b>	<b>1,107</b>	<b>23.6</b>	<b>43</b>	<b>0</b>

<b>Field Goals</b>	<b>1-19</b>	<b>20-29</b>	<b>30-39</b>	<b>40-49</b>	<b>50+</b>	<b>Tot.</b>
<b>Browns</b>	<b>0/0</b>	<b>0/0</b>	<b>0/0</b>	<b>0/0</b>	<b>0/0</b>	<b>0/0</b>
<b>Opponents</b>	<b>0/0</b>	<b>0/0</b>	<b>0/0</b>	<b>0/0</b>	<b>0/0</b>	<b>0/0</b>

<b>Date</b>	<b>Result</b>	<b>Opponent</b>	<b>Att.</b>
09-28	W 37-7	Los Angeles Rams	57,832
10-04	W 21-20	at Pittsburgh Steelers	27,923
10-12	L 9-17	New York Giants	51,858
10-19	W 49-7	at Philadelphia Eagles	27,874
10-26	W 19-15	Washington Redskins	32,496
11-02	L 6-17	at Detroit Lions	56,029
11-09	W 28-13	Chicago Cardinals	34,097
11-16	W 29-28	Pittsburgh Steelers	34,973
11-23	L 20-28	Philadelphia Eagles	28,948
11-30	W 48-24	at Washington Redskins	22,679
12-07	W 10-0	at Chicago Cardinals	24,541
12-14	L 34-37	at New York Giants	41,610
<b>Championship</b>			
12/28	L 7-17	Detroit Lions	50,934

<b>Team Statistics</b>	<b>Browns</b>	<b>Opponent</b>
<b>Total First Downs</b>	<b>228</b>	<b>186</b>
Rushing	105	78
Passing	119	95
Penalty	4	13
3rd Down: Made/Att	0/0	0/0
3rd Down Pct.	0.0%	0.0%
4th Down: Made/Att	0/0	0/0
4th Down Pct.	0.0%	0.0%
<b>Total Net Yards</b>	<b>4,551</b>	<b>3,075</b>
Avg. Per Game	379.3	256.3
Total Plays	786	759
Avg. Per Play	5.8	4.1
<b>Net Yards Rushing</b>	<b>1,784</b>	<b>1,386</b>

<b>Passing</b>	<b>Att</b>	<b>Cmp</b>	<b>Yds</b>	<b>Pct</b>	<b>Ay/At</b>	<b>TD</b>	<b>TD%</b>	<b>Int</b>	<b>Int%</b>	<b>LG</b>	<b>Tkld</b>	<b>Rating</b>
Graham, Otto	364	181	2,816	49.7	7.74	20	5.5	24	6.6	68t	0/242	66.6
Ratterman, George	6	2	20	33.3	3.33	1	16.7	2	33.3	11t	0/18	43.8
Jones, Dub	2	1	3	50.0	1.50	1	50.0	0	0.0	3t	0/13	95.8
Motley, Marion	2	0	0	0.0	0.00	0	0.0	0	0.0	0	0/0	39.6
<b>Browns</b>	<b>374</b>	<b>184</b>	<b>2,839</b>	<b>49.2</b>	<b>7.59</b>	<b>22</b>	<b>5.9</b>	<b>26</b>	<b>7.0</b>	<b>68t</b>	<b>0/273</b>	<b>65.4</b>
<b>Opponents</b>	<b>348</b>	<b>141</b>	<b>2,028</b>	<b>40.5</b>	<b>5.83</b>	<b>17</b>	<b>4.9</b>	<b>22</b>	<b>6.3</b>	<b>70t</b>	<b>0/339</b>	<b>50.1</b>

# YEAR BY YEAR

## 1953 REGULAR SEASON RESULTS (1-1-1)

**Coach: Paul Brown**  
**Top Draft Choice: DT Doug Atkins**  
**1953 USUAL STARTING LINEUPS**

**Offense**

LE	88	Darrel Brewster
LT	76	Lou Groza
LG	64	Abe Gibron
C	52	Frank Gatski
RG	65	Chuck Noll
RT	78	John Sandusky
RE	86	Dante Lavelli
RHB	40	D. Jones, 46 B. Reynolds
QB	14	Otto Graham
FB	32	H. Jagade, 36 M. Motley
LHB	20	K. Carpenter, 26 R. Renfro

**Defense**

LDE	83	Doug Atkins
LDT	70	Don Colo
MG	60	Bill Willis
RDT	72	Darrell Palmer
RDE	80	Len Ford
LLB	34	Walt Michaels
RLB	54	Tommy Thompson
LCB	24	Warren Lahr
RCB	42	Tommy James
LS	15	Ken Gorgal
RS	22	Ken Konz

<b>Net Yards Rushing</b>	<b>1,577</b>	<b>1,560</b>
Avg. Per Game	131.4	130.0
Total Rushes	379	374
<b>Net Yards Passing</b>	<b>2,814</b>	<b>2,015</b>
Avg. Per Game	234.5	167.9
Sacked/Yards Lost	0/245	0/256
Gross Yards	3,059	2,271
Attempts/Completions	303/191	389/164
Completion Pct.	63.0%	42.2%
Had Intercepted	9	25
<b>Punts/Avg.</b>	<b>63/43.8</b>	<b>72/40.8</b>
<b>Net Punting Avg.</b>	<b>63/41.3</b>	<b>72/38.3</b>
<b>Penalties/Yards Lost</b>	<b>86/680</b>	<b>40/335</b>
<b>Fumbles/Ball Lost</b>	<b>27/15</b>	<b>25/16</b>
<b>Touchdowns</b>	<b>40</b>	<b>22</b>
Rushing	20	11
Passing	16	10
Returns	4	1
<b>Avg. Time Of Possession</b>	<b>-</b>	<b>-</b>

Jagade, Harry	20	193	9.6	37	0
Reynolds, Billy	9	120	13.3	55	0
Carpenter, Ken	9	109	12.1	32	2
Gillom, Horace	7	80	11.4	23	0
Motley, Marion	6	47	7.8	23	0
<b>Browns</b>	<b>191</b>	<b>3,059</b>	<b>16.0</b>	<b>70</b>	<b>16</b>
<b>Opponents</b>	<b>164</b>	<b>2,271</b>	<b>13.8</b>	<b>77t</b>	<b>10</b>

<b>Interceptions</b>	<b>No</b>	<b>Yds</b>	<b>Avg</b>	<b>LG</b>	<b>TD</b>
Lahr, Warren	5	119	23.8	42	0
James, Tommy	5	21	4.2	11	0
Konz, Ken	5	15	3.0	9	0
Gorgal, Ken	4	25	6.3	19	0
Thompson, Tommy	2	13	6.5	8	0
Michaels, Walter	1	34	34.0	34t	1
Catlin, Tom	1	16	16.0	16	0
Howard, Sherman	1	3	3.0	3	0
Ford, Len	1	0	0.0	0	0
<b>Browns</b>	<b>25</b>	<b>246</b>	<b>9.8</b>	<b>42</b>	<b>1</b>
<b>Opponents</b>	<b>9</b>	<b>94</b>	<b>10.4</b>	<b>28t</b>	<b>1</b>

<b>Score By Periods</b>	<b>1st</b>	<b>2nd</b>	<b>3rd</b>	<b>4th</b>	<b>OT</b>	<b>Tot.</b>
<b>Browns</b>	<b>67</b>	<b>121</b>	<b>61</b>	<b>99</b>	<b>0</b>	<b>- 348</b>
<b>Opponents</b>	<b>31</b>	<b>45</b>	<b>42</b>	<b>44</b>	<b>0</b>	<b>- 162</b>

<b>Scoring</b>	<b>Ru</b>	<b>Pa</b>	<b>Rt</b>	<b>Df</b>	<b>PAT</b>	<b>2Ru</b>	<b>2Pa</b>	<b>FG</b>	<b>Sa</b>	<b>Ft</b>	<b>Pt</b>
Groza, Lou	0	0	0	0	39/40	0	0	23/26	0	108	
Renfro, Ray	4	4	1	0	0/0	0	0	0/0	0	54	
Lavelli, Dante	0	6	0	0	0/0	0	0	0/0	0	36	
Graham, Otto	6	0	0	0	0/0	0	0	0/0	0	36	
Carpenter, Ken	3	2	0	0	0/0	0	0	0/0	0	24	
Brewster, Darrel	0	4	0	0	0/0	0	0	0/0	0	24	
Jagade, Harry	4	0	0	0	0/0	0	0	0/0	0	24	
Reynolds, Billy	3	0	0	0	0/0	0	0	0/0	0	18	
Helluin, Francis	0	0	1	0	0/0	0	0	0/0	0	6	
James, Tommy	0	0	1	0	0/0	0	0	0/0	0	6	
Michaels, Walter	0	0	1	0	0/0	0	0	0/0	0	6	
<b>Browns</b>	<b>20</b>	<b>16</b>	<b>4</b>	<b>0</b>	<b>39/40</b>	<b>0</b>	<b>0</b>	<b>23/26</b>	<b>0</b>	<b>348</b>	
<b>Opponents</b>	<b>11</b>	<b>10</b>	<b>1</b>	<b>0</b>	<b>20/22</b>	<b>0</b>	<b>0</b>	<b>2/13</b>	<b>2</b>	<b>162</b>	

<b>Rushing</b>	<b>No</b>	<b>Yds</b>	<b>Avg</b>	<b>LG</b>	<b>TD</b>
Jagade, Harry	86	344	4.0	23	4
Reynolds, Billy	72	313	4.3	16	3
Renfro, Ray	60	352	5.9	58t	4
Carpenter, Ken	46	195	4.2	30	3
Graham, Otto	43	143	3.3	21	6
Motley, Marion	32	161	5.0	34	0
Jones, Dub	31	28	0.9	10	0
Howard, Sherman	7	42	6.0	34	0
Ratterman, George	2	6	3.0	3	0
Gibron, Abe	0	-7	-0.0	0	0
<b>Browns</b>	<b>379</b>	<b>1,577</b>	<b>4.2</b>	<b>58t</b>	<b>20</b>
<b>Opponents</b>	<b>374</b>	<b>1,560</b>	<b>4.2</b>	<b>56</b>	<b>11</b>

<b>Receiving</b>	<b>No</b>	<b>Yds</b>	<b>Avg</b>	<b>LG</b>	<b>TD</b>
Lavelli, Dante	45	783	17.4	55t	6
Renfro, Ray	39	722	18.5	70	4
Brewster, Darrel	32	632	19.8	45	4
Jones, Dub	24	373	15.5	58	0

<b>Punting</b>	<b>No</b>	<b>Yds</b>	<b>Avg</b>	<b>In20</b>	<b>TB</b>	<b>LG</b>	<b>BK</b>
Gillom, Horace	63	2,760	43.8	0	4	67	0
<b>Browns</b>	<b>63</b>	<b>2,760</b>	<b>43.8</b>	<b>0</b>	<b>4</b>	<b>67</b>	<b>0</b>
<b>Opponents</b>	<b>72</b>	<b>2,934</b>	<b>40.8</b>	<b>0</b>	<b>5</b>	<b>61</b>	<b>0</b>

<b>Punt Returns</b>	<b>No</b>	<b>FC</b>	<b>Yds</b>	<b>Avg</b>	<b>LG</b>	<b>TD</b>
Reynolds, Billy	18	0	111	6.2	28	0
Renfro, Ray	17	0	53	3.1	16	0
Jones, Dub	1	0	7	7.0	7	0
Konz, Ken	1	0	4	4.0	4	0
Carpenter, Ken	6	0	0	0.0	0	0
<b>Browns</b>	<b>43</b>	<b>0</b>	<b>175</b>	<b>4.1</b>	<b>28</b>	<b>0</b>
<b>Opponents</b>	<b>35</b>	<b>0</b>	<b>156</b>	<b>4.5</b>	<b>17</b>	<b>0</b>

<b>Kickoff Returns</b>	<b>No</b>	<b>Yds</b>	<b>Avg</b>	<b>LG</b>	<b>TD</b>
Carpenter, Ken	16	367	22.9	40	0
Reynolds, Billy	4	74	18.5	21	0
Motley, Marion	3	60	20.0	22	0
Michaels, Walter	2	40	20.0	22	0
Steinbrunner, Don	1	23	23.0	23	0
Donaldson, Gene	1	7	7.0	7	0
Howard, Sherman	1	6	6.0	6	0
Noll, Chuck	1	2	2.0	2	0
Young, George	1	0	0.0	0	0
<b>Browns</b>	<b>30</b>	<b>579</b>	<b>19.3</b>	<b>40</b>	<b>0</b>
<b>Opponents</b>	<b>46</b>	<b>1,114</b>	<b>24.2</b>	<b>49</b>	<b>0</b>

<b>Field Goals</b>	<b>1-19</b>	<b>20-29</b>	<b>30-39</b>	<b>40-49</b>	<b>50+</b>	<b>Tot.</b>
<b>Browns</b>	<b>0/0</b>	<b>0/0</b>	<b>0/0</b>	<b>0/0</b>	<b>0/0</b>	<b>0/0</b>
<b>Opponents</b>	<b>0/0</b>	<b>0/0</b>	<b>0/0</b>	<b>0/0</b>	<b>0/0</b>	<b>0/0</b>

<b>Date</b>	<b>Result</b>	<b>Opponent</b>	<b>Att.</b>
09-27	W 27-0	at Green Bay Packers	22,604
10-04	W 27-7	at Chicago Cardinals	24,374
10-10	W 37-13	Philadelphia Eagles	45,802
10-18	W 30-14	at Washington Redskins	33,963
10-25	W 7-0	at New York Giants	30,773
11-01	W 27-3	Washington Redskins	47,845
11-08	W 34-16	Pittsburgh Steelers	35,592
11-15	W 23-21	San Francisco 49ers	80,698
11-22	W 20-16	at Pittsburgh Steelers	32,904
11-29	W 27-16	Chicago Cardinals	24,499
12-06	W 62-14	New York Giants	40,235
12-13	L 27-42	at Philadelphia Eagles	38,654
<b>Championship</b>			
12-27	L 16-17	at Detroit Lions	54,577

<b>Team Statistics</b>	<b>Browns</b>	<b>Opponent</b>
<b>Total First Downs</b>	<b>213</b>	<b>206</b>
Rushing	79	89
Passing	122	101
Penalty	12	16
3rd Down: Made/Att	0/0	0/0
3rd Down Pct.	0.0%	0.0%
4th Down: Made/Att	0/0	0/0
4th Down Pct.	0.0%	0.0%
<b>Total Net Yards</b>	<b>4,534</b>	<b>3,575</b>
Avg. Per Game	377.8	297.9
Total Plays	682	763
Avg. Per Play	6.6	4.7

<b>Passing</b>	<b>Att</b>	<b>Cmp</b>	<b>Yds</b>	<b>Pct</b>	<b>Av/At</b>	<b>TD</b>	<b>TD%</b>	<b>Int</b>	<b>Int%</b>	<b>LG</b>	<b>Tkld</b>	<b>Rating</b>
Graham, Otto	258	167	2,722	64.7	10.55	11	4.3	9	3.5	70	0/245	99.7
Ratterman, George	41	23	325	56.1	7.93	4	9.8	0	0.0	45	0/0	114.4
Renfro, Ray	3	1	36	33.3	12.00	1	33.3	0	0.0	36t	0/0	119.4
Jones, Dub	1	0	0	0.0	0.00	0	0.0	0	0.0	0	0/0	39.6
<b>Browns</b>	<b>303</b>	<b>191</b>	<b>3,083</b>	<b>63.0</b>	<b>10.17</b>	<b>16</b>	<b>5.3</b>	<b>9</b>	<b>3.0</b>	<b>70</b>	<b>0/245</b>	<b>102.2</b>
<b>Opponents</b>	<b>389</b>	<b>164</b>	<b>2,271</b>	<b>42.2</b>	<b>5.84</b>	<b>10</b>	<b>2.6</b>	<b>25</b>	<b>6.4</b>	<b>77t</b>	<b>0/256</b>	<b>43.3</b>



# YEAR BY YEAR

## 1954 REGULAR SEASON RESULTS (9-3)

**Coach: Paul Brown**

**Top Draft Choice: QB Robert Garret**

**1954 USUAL STARTING LINEUPS**

### Offense

LE	88	Darrel Brewster
LT	76	Lou Groza
LG	64	Abe Gibron
C	52	Frank Gatski
RG	60	H. Bradley, 65 C. Noll
RT	78	John Sandusky
RE	86	Dante Lavelli
WR	26	R. Renfro, 44 C. Hanulak
QB	14	Otto Graham
RB	46	B. Reynolds, 40 D. Jones
RB	30	M. Bassett, 32 F. Morrison

### Defense

LDE	82	Carlton Massey
LDT	72	John Kissell
MG	74	Mike McCormack
RDT	70	Don Colo
RDE	80	Len Ford
LLB	50	Tom Catlin
RLB	34	Walt Michaels
LCB	24	Warren Lahr
RCB	20	Don Paul
LS	15	K. Gorgal, 22 K. Konz
RS	42	Tommy James

Date	Result	Opponent	Att.
09-26	L 10-28	at Philadelphia Eagles	26,546
10-10	W 31-7	Chicago Cardinals	24,101
10-17	L 27-55	at Pittsburgh Steelers	33,262
10-24	W 35-3	at Chicago Cardinals	23,823
10-31	W 24-14	New York Giants	30,448
11-07	W 62-3	Washington Redskins	25,158
11-14	W 39-10	at Chicago Bears	48,773
11-21	W 6-0	Philadelphia Eagles	41,537
11-28	W 16-7	at New York Giants	45,936
12-05	W 34-14	at Washington Redskins	21,761
12-12	W 42-7	Pittsburgh Steelers	28,064
12-19	L 10-14	Detroit Lions	34,168
<b>Championship</b>			
12-26	W 56-10	Detroit Lions	43,827

Team Statistics	Browns	Opponent
<b>Total First Downs</b>	<b>238</b>	<b>147</b>
Rushing	113	56
Passing	112	73
Penalty	13	18
3rd Down: Made/Att	0/0	0/0
3rd Down Pct.	0.0%	0.0%
4th Down: Made/Att	0/0	0/0
4th Down Pct.	0.0%	0.0%
<b>Total Net Yards</b>	<b>4,238</b>	<b>2,658</b>
Avg. Per Game	353.2	221.5
Total Plays	771	672

Avg. Per Play	5.5	4.0
<b>Net Yards Rushing</b>	<b>1,793</b>	<b>1,050</b>
Avg. Per Game	149.4	87.5
Total Rushes	476	372
<b>Net Yards Passing</b>	<b>2,331</b>	<b>1,608</b>
Avg. Per Game	194.3	134.0
Sacked/Yards Lost	0/226	0/176
Gross Yards	2,557	1,784
Attempts/Completions	295/174	300/126
Completion Pct.	59.0%	42.0%
Had Intercepted	22	23
<b>Punts/Avg.</b>	<b>52/42.9</b>	<b>84/40.1</b>
<b>Net Punting Avg.</b>	<b>52/40.4</b>	<b>84/36.3</b>
<b>Penalties/Yards Lost</b>	<b>83/796</b>	<b>58/603</b>
<b>Fumbles/Ball Lost</b>	<b>25/17</b>	<b>26/19</b>
<b>Touchdowns</b>	<b>41</b>	<b>22</b>
Rushing	23	4
Passing	14	15
Returns	4	3
<b>Avg. Time Of Possession</b>	<b>-</b>	<b>-</b>

Score By Periods	1st	2nd	3rd	4th	OT	Tot.
<b>Browns</b>	<b>92</b>	<b>95</b>	<b>88</b>	<b>61</b>	<b>0</b>	<b>- 336</b>
<b>Opponents</b>	<b>17</b>	<b>54</b>	<b>42</b>	<b>49</b>	<b>0</b>	<b>- 162</b>

Scoring	Ru	Pa	Rt	Df	PA	2Re	2Ps	Fa	Sa	Td
Groza, Lou	0	0	0	0	37/38	0	0	16/24	0	85
Graham, Otto	8	0	0	0	0/0	0	0	0/0	0	48
Lavelli, Dante	0	7	0	0	0/0	0	0	0/0	0	42
Bassett, Maurice	6	0	0	0	0/0	0	0	0/0	0	36
Brewster, Darrel	0	4	0	0	0/0	0	0	0/0	0	24
Hanulak, Chet	4	0	0	0	0/0	0	0	0/0	0	24
Konz, Ken	0	0	2	0	3/3	0	0	0/0	0	15
Jones, Dub	0	2	0	0	0/0	0	0	0/0	0	12
Reynolds, Billy	2	0	0	0	0/0	0	0	0/0	0	12
Morrison, Fred	2	0	0	0	0/0	0	0	0/0	0	12
Renfro, Ray	0	1	0	0	0/0	0	0	0/0	0	6
Lahr, Warren	0	0	1	0	0/0	0	0	0/0	0	6
Ratterman, G.	1	0	0	0	0/0	0	0	0/0	0	6
Gorgal, Ken	0	0	1	0	0/0	0	0	0/0	0	6
Ford, Len	0	0	0	0	0/0	0	0	0/0	1	2
<b>Browns</b>	<b>23</b>	<b>14</b>	<b>4</b>	<b>0</b>	<b>40/41</b>	<b>0</b>	<b>0</b>	<b>16/24</b>	<b>0</b>	<b>336</b>
<b>Opponents</b>	<b>4</b>	<b>15</b>	<b>3</b>	<b>0</b>	<b>21/22</b>	<b>0</b>	<b>0</b>	<b>3/9</b>	<b>0</b>	<b>162</b>

Rushing	No	Yds	Avg	LG	TD
Bassett, Maurice	144	588	4.1	22	6
Reynolds, Billy	64	180	2.8	33	2
Graham, Otto	63	114	1.8	14	8
Hanulak, Chet	59	296	5.0	24	4
Morrison, Fred	54	234	4.3	26	2
Jones, Dub	51	231	4.5	24	0
Renfro, Ray	29	151	5.2	35	0
Ratterman, George	8	-13	-1.6	2	1
Lahr, Warren	3	18	6.0	14	0
James, Tommy	1	-6	-6.0	-6	0
<b>Browns</b>	<b>476</b>	<b>1,793</b>	<b>3.8</b>	<b>35</b>	<b>23</b>
<b>Opponents</b>	<b>372</b>	<b>1,050</b>	<b>2.8</b>	<b>47</b>	<b>4</b>

Receiving	No	Yds	Avg	LG	TD
Lavelli, Dante	47	802	17.1	64	7
Brewster, Darrel	42	676	16.1	57	4
Bassett, Maurice	20	205	10.3	33	0
Jones, Dub	19	347	18.3	48	2
Renfro, Ray	13	228	17.5	64	1
Morrison, Fred	12	81	6.8	16	0
Reynolds, Billy	10	76	7.6	22	0
Hanulak, Chet	6	80	13.3	22	0
Gillom, Horace	5	62	12.4	24	0
<b>Browns</b>	<b>174</b>	<b>2,557</b>	<b>14.7</b>	<b>64</b>	<b>14</b>
<b>Opponents</b>	<b>126</b>	<b>1,784</b>	<b>14.2</b>	<b>83</b>	<b>15</b>

Interceptions	No	Yds	Avg	LG	TD
Konz, Ken	7	133	19.0	54	2
Lahr, Warren	5	44	8.8	27	1
James, Tommy	4	57	14.3	36	0
Paul, Don	3	42	14.0	23	0
Gorgal, Ken	1	53	53.0	53	1
Michaels, Walter	1	20	20.0	20	0
McCormack, Mike	1	14	14.0	14	0
Catlin, Tom	1	6	6.0	6	0
<b>Browns</b>	<b>23</b>	<b>369</b>	<b>16.0</b>	<b>54</b>	<b>4</b>
<b>Opponents</b>	<b>22</b>	<b>368</b>	<b>16.7</b>	<b>81</b>	<b>2</b>

Punting	No	Yds	Avg	in20	TB	LG	Blk
Gillom, Horace	52	2,230	42.9	0	4	80	0
<b>Browns</b>	<b>52</b>	<b>2,230</b>	<b>42.9</b>	<b>0</b>	<b>4</b>	<b>80</b>	<b>0</b>
<b>Opponents</b>	<b>84</b>	<b>3,371</b>	<b>40.1</b>	<b>0</b>	<b>2</b>	<b>70</b>	<b>0</b>

Punt Returns	No	FC	Yds	Avg	LG	TD
Reynolds, Billy	25	0	138	5.5	39	0
Hanulak, Chet	27	0	92	3.4	43	0
Paul, Don	1	0	57	57.0	57	0
Konz, Ken	7	0	37	5.3	13	0
Gorgal, Ken	1	0	0	0.0	0	0
<b>Browns</b>	<b>61</b>	<b>0</b>	<b>324</b>	<b>5.3</b>	<b>57</b>	<b>0</b>
<b>Opponents</b>	<b>38</b>	<b>0</b>	<b>128</b>	<b>3.4</b>	<b>48</b>	<b>1</b>

Kickoff Returns	No	Yds	Avg	LG	TD
Reynolds, Billy	14	413	29.5	51	0
Hanulak, Chet	9	213	23.7	30	0
Konz, Ken	2	53	26.5	28	0
Paul, Don	1	31	31.0	31	0
Renfro, Ray	1	24	24.0	24	0
Bassett, Maurice	1	20	20.0	20	0
Gorgal, Ken	1	11	11.0	11	0
Massey, Carlton	1	10	10.0	10	0
Morrison, Fred	1	8	8.0	8	0
<b>Browns</b>	<b>31</b>	<b>783</b>	<b>25.3</b>	<b>51</b>	<b>0</b>
<b>Opponents</b>	<b>51</b>	<b>1,064</b>	<b>20.9</b>	<b>50</b>	<b>0</b>

Field Goals	1-19	20-29	30-39	40-49	50+	Tot.
<b>Browns</b>	<b>0/0</b>	<b>0/0</b>	<b>0/0</b>	<b>0/0</b>	<b>0/0</b>	<b>0/0</b>
<b>Opponents</b>	<b>0/0</b>	<b>0/0</b>	<b>0/0</b>	<b>0/0</b>	<b>0/0</b>	<b>0/0</b>

Passing	Att	Cmp	Yds	Pct	Av/AI	TD	TD%	Int	Int%	LG	Thld	Rating
Graham, Otto	240	142	2,092	59.2	8.72	11	4.6	17	7.1	64	0/197	73.5
Ratterman, George	53	32	465	60.4	8.77	3	5.7	3	5.7	48	0/18	84.2
Renfro, Ray	1	0	0	0.0	0.00	0	0.0	1	100.0	0	0/0	0.0
Lahr, Warren	1	0	0	0.0	0.00	0	0.0	1	100.0	0	0/0	0.0
Jones, Dub	0	0	0	0.0	0.00	0	0.0	0	0.0	0	0/11	39.6
<b>Browns</b>	<b>295</b>	<b>174</b>	<b>2,557</b>	<b>59.0</b>	<b>8.67</b>	<b>14</b>	<b>4.7</b>	<b>22</b>	<b>7.5</b>	<b>64</b>	<b>0/226</b>	<b>72.1</b>
<b>Opponents</b>	<b>300</b>	<b>126</b>	<b>1,784</b>	<b>42.0</b>	<b>5.95</b>	<b>15</b>	<b>5.0</b>	<b>23</b>	<b>7.7</b>	<b>83</b>	<b>0/176</b>	<b>46.6</b>

# YEAR BY YEAR

## 1955 REGULAR SEASON RESULTS (9-2-1)

Coach: Paul Brown

Top Draft Choice: C/LB Kurt Burris

### 1955 USUAL STARTING LINEUPS

#### Offense

LE	88	Darrel Brewster
LT	76	Lou Groza
LG	64	Abe Gibron
C	52	Frank Gatski
RG	60	Harold Bradley
RT	74	Mike McCormack
RE	86	Dante Lavelli
WR	26	Ray Renfro
QB	14	Otto Graham
RB	32	F. Morrison, 40 D. Jones
RB	36	E. Modzelewski, 30 M. Bassett

#### Defense

LDE	82	Carlton Massey
LDT	72	John Kissell
MG	79	Bob Gain
RDT	70	Don Colo
RDE	80	Len Ford
LLB	65	Chuck Noll
RLB	34	Walt Michaels
LCB	24	Wamen Lahr
RCB	20	Don Paul
LS	22	Ken Konz
RS	42	Tommy James

Avg. Per Play	5.2	4.2
<b>Net Yards Rushing</b>	<b>2,020</b>	<b>1,189</b>
Avg. Per Game	168.3	99.1
Total Rushes	536	351
<b>Net Yards Passing</b>	<b>1,950</b>	<b>1,652</b>
Avg. Per Game	162.5	137.7
Sacked/Yards Lost	0/275	0/123
Gross Yards	2,225	1,775
Attempts/Completions	234/130	323/126
Completion Pct.	55.6%	39.0%
Had Intercepted	11	25
<b>Punts/Avg.</b>	<b>58/41.2</b>	<b>71/39.2</b>
<b>Net Punting Avg.</b>	<b>58/38.0</b>	<b>71/34.4</b>
<b>Penalties/Yards Lost</b>	<b>64/603</b>	<b>58/560</b>
<b>Fumbles/Ball Lost</b>	<b>27/17</b>	<b>21/15</b>
<b>Touchdowns</b>	<b>45</b>	<b>29</b>
Rushing	20	9
Passing	21	15
Returns	4	5
<b>Avg. Time Of Possession</b>	<b>-</b>	<b>-</b>

<b>Browns</b>	<b>536</b>	<b>2,040</b>	<b>3.8</b>	<b>56</b>	<b>20</b>
<b>Opponents</b>	<b>351</b>	<b>1,189</b>	<b>3.4</b>	<b>38</b>	<b>9</b>
<b>Receiving</b>	<b>No</b>	<b>Yds</b>	<b>Avg</b>	<b>LG</b>	<b>TD</b>
Brewster, Darrel	34	622	18.3	41t	6
Lavelli, Dante	31	492	15.9	49	4
Renfro, Ray	29	603	20.8	61t	8
Modzelewski, Ed	13	113	8.7	28t	2
Morrison, Fred	9	185	20.6	49	0
Bassett, Maurice	9	83	9.2	25	0
Jones, Dub	3	115	38.3	46	1
Smith, Robert	2	12	6.0	10	0
<b>Browns</b>	<b>130</b>	<b>2,225</b>	<b>17.1</b>	<b>61t</b>	<b>21</b>
<b>Opponents</b>	<b>126</b>	<b>1,775</b>	<b>14.1</b>	<b>71t</b>	<b>15</b>

<b>Score By Periods</b>	<b>1st</b>	<b>2nd</b>	<b>3rd</b>	<b>4th</b>	<b>OT</b>	<b>Tot.</b>
<b>Browns</b>	<b>72</b>	<b>96</b>	<b>91</b>	<b>90</b>	<b>0</b>	<b>- 349</b>
<b>Opponents</b>	<b>46</b>	<b>67</b>	<b>39</b>	<b>66</b>	<b>0</b>	<b>- 218</b>

<b>Interceptions</b>	<b>No</b>	<b>Yds</b>	<b>Avg</b>	<b>LG</b>	<b>TD</b>
Noll, Chuck	5	74	14.8	24	1
Lahr, Warren	5	52	10.4	24	0
Konz, Ken	5	32	6.4	15t	1
Paul, Don	4	49	12.3	19	0
James, Tommy	2	20	10.0	16	0
Pettibon, John	2	11	5.5	7	0
Michaels, Walter	1	25	25.0	25t	1
Massey, Carlton	1	24	24.0	24	0
<b>Browns</b>	<b>25</b>	<b>287</b>	<b>11.5</b>	<b>25t</b>	<b>3</b>
<b>Opponents</b>	<b>11</b>	<b>181</b>	<b>16.5</b>	<b>40t</b>	<b>1</b>

<b>Scoring</b>	<b>Ru</b>	<b>Pa</b>	<b>Rt</b>	<b>Df</b>	<b>PAT</b>	<b>2Ru</b>	<b>2Pa</b>	<b>FG</b>	<b>SA</b>	<b>Pt</b>
Groza, Lou	0	0	0	0	44/45	0	0	11/22	0	77
Modzelewski, Ed	6	2	0	0	0/0	0	0	0/0	0	48
Renfro, Ray	0	8	0	0	0/0	0	0	0/0	0	48
Brewster, Darrel	0	6	0	0	0/0	0	0	0/0	0	36
Graham, Otto	6	0	0	0	0/0	0	0	0/0	0	36
Lavelli, Dante	0	4	0	0	0/0	0	0	0/0	0	24
Bassett, Maurice	3	0	0	0	0/0	0	0	0/0	0	18
Morrison, Fred	3	0	0	0	0/0	0	0	0/0	0	18
Noll, Chuck	0	0	1	0	0/0	0	0	0/0	1	8
Jones, Dub	0	1	0	0	0/0	0	0	0/0	0	6
Smith, Robert	1	0	0	0	0/0	0	0	0/0	0	6
Konz, Ken	0	0	1	0	0/0	0	0	0/0	0	6
Paul, Don	0	0	1	0	0/0	0	0	0/0	0	6
Ratterman, G.	1	0	0	0	0/0	0	0	0/0	0	6
Michaels, Walter	0	1	0	0	0/0	0	0	0/0	0	6
<b>Browns</b>	<b>20</b>	<b>21</b>	<b>4</b>	<b>0</b>	<b>44/45</b>	<b>0</b>	<b>0</b>	<b>11/22</b>	<b>1</b>	<b>349</b>
<b>Opponents</b>	<b>9</b>	<b>15</b>	<b>5</b>	<b>0</b>	<b>23/29</b>	<b>0</b>	<b>0</b>	<b>7/15</b>	<b>0</b>	<b>218</b>

<b>Punting</b>	<b>No</b>	<b>Yds</b>	<b>Avg</b>	<b>In20</b>	<b>TB</b>	<b>LG</b>	<b>BK</b>
Gilom, Horace	58	2,389	41.2	0	6	56	3
<b>Browns</b>	<b>58</b>	<b>2,389</b>	<b>41.2</b>	<b>0</b>	<b>6</b>	<b>56</b>	<b>3</b>
<b>Opponents</b>	<b>71</b>	<b>2,781</b>	<b>39.2</b>	<b>0</b>	<b>2</b>	<b>63</b>	<b>1</b>

<b>Punt Returns</b>	<b>No</b>	<b>FC</b>	<b>Yds</b>	<b>Avg</b>	<b>LG</b>	<b>TD</b>
Paul, Don	19	0	148	7.8	60t	1
Konz, Ken	17	0	138	8.1	42	0
White, Bob	2	0	28	14.0	28	0
Ford, Henry	4	0	15	3.8	7	0
Smith, Robert	1	0	5	5.0	5	0
Renfro, Ray	1	0	3	3.0	3	0
<b>Browns</b>	<b>44</b>	<b>0</b>	<b>337</b>	<b>7.7</b>	<b>60t</b>	<b>1</b>
<b>Opponents</b>	<b>37</b>	<b>0</b>	<b>186</b>	<b>5.0</b>	<b>78t</b>	<b>1</b>

<b>Rushing</b>	<b>No</b>	<b>Yds</b>	<b>Avg</b>	<b>LG</b>	<b>TD</b>
Modzelewski, Ed	185	619	3.3	25	6
Morrison, Fred	156	824	5.3	56	3
Graham, Otto	68	141	2.1	36	6
Bassett, Maurice	38	174	4.6	30t	3
Smith, Robert	37	142	3.8	31t	1
Renfro, Ray	29	90	3.1	14	0
Jones, Dub	10	44	4.4	13	0
Ratterman, George	6	8	1.3	10	1
Pettibon, John	3	10	3.3	7	0
Ford, Henry	2	1	0.5	1	0
James, Tommy	1	2	2.0	2	0
Gilom, Horace	1	-15	-15.0	-15	0

<b>Kickoff Returns</b>	<b>No</b>	<b>Yds</b>	<b>Avg</b>	<b>LG</b>	<b>TD</b>
Smith, Robert	13	320	24.6	47	0
White, Bob	10	258	25.8	44	0
Bassett, Maurice	7	151	21.6	31	0
Paul, Don	5	109	21.8	26	0
Konz, Ken	3	66	22.0	23	0
Michaels, Walter	3	45	15.0	27	0
<b>Browns</b>	<b>41</b>	<b>949</b>	<b>23.1</b>	<b>47</b>	<b>0</b>
<b>Opponents</b>	<b>50</b>	<b>1,220</b>	<b>24.4</b>	<b>100t</b>	<b>1</b>

<b>Field Goals</b>	<b>1-19</b>	<b>20-29</b>	<b>30-39</b>	<b>40-49</b>	<b>50+</b>	<b>Tot.</b>
<b>Browns</b>	<b>0/0</b>	<b>0/0</b>	<b>0/0</b>	<b>0/0</b>	<b>0/0</b>	<b>0/0</b>
<b>Opponents</b>	<b>0/0</b>	<b>0/0</b>	<b>0/0</b>	<b>0/0</b>	<b>0/0</b>	<b>0/0</b>

<b>Date</b>	<b>Result</b>	<b>Opponent</b>	<b>Att.</b>
09-25	L 17-27	Washington Redskins	30,041
10-02	W 38-3	at San Francisco 49ers	46,150
10-09	W 21-17	Philadelphia Eagles	43,974
10-16	W 24-14	at Washington Redskins	29,168
10-23	W 41-10	Green Bay Packers	51,482
10-30	W 26-20	at Chicago Cardinals	29,471
11-06	W 24-14	New York Giants	46,524
11-13	L 17-33	at Philadelphia Eagles	39,303
11-20	W 41-14	Pittsburgh Steelers	53,509
11-27	T 35-35	at New York Giants	45,699
12-04	W 30-7	at Pittsburgh Steelers	31,101
12-11	W 35-24	Chicago Cardinals	25,914
<b>Championship</b>			
12-26	W 38-14	at Los Angeles Rams	87,695

<b>Team Statistics</b>	<b>Browns</b>	<b>Opponent</b>
<b>Total First Downs</b>	<b>224</b>	<b>171</b>
Rushing	111	65
Passing	98	83
Penalty	15	23
3rd Down: Made/Att	0/0	0/0
3rd Down Pct.	0.0%	0.0%
4th Down: Made/Att	0/0	0/0
4th Down Pct.	0.0%	0.0%
<b>Total Net Yards</b>	<b>3,978</b>	<b>2,841</b>
Avg. Per Game	331.5	236.8
Total Plays	768	674

<b>Passing</b>	<b>Att</b>	<b>Cmp</b>	<b>Yds</b>	<b>Pct</b>	<b>Av/At</b>	<b>TD</b>	<b>TD%</b>	<b>Int</b>	<b>Int%</b>	<b>LG</b>	<b>Tkld</b>	<b>Rating</b>
Graham, Otto	185	98	1,721	53.0	9.30	15	8.1	8	4.3	61t	0/241	94.0
Ratterman, George	47	32	504	68.1	10.72	6	12.8	3	6.4	35	0/34	116.5
Renfro, Ray	2	0	0	0.0	0.00	0	0.0	0	0.0	0	0/0	39.6
<b>Browns</b>	<b>234</b>	<b>130</b>	<b>2,225</b>	<b>55.6</b>	<b>9.51</b>	<b>21</b>	<b>9.0</b>	<b>11</b>	<b>4.7</b>	<b>61t</b>	<b>0/275</b>	<b>98.3</b>
<b>Opponents</b>	<b>323</b>	<b>126</b>	<b>1,775</b>	<b>39.0</b>	<b>5.50</b>	<b>15</b>	<b>4.6</b>	<b>25</b>	<b>7.7</b>	<b>71t</b>	<b>0/123</b>	<b>40.7</b>



# YEAR BY YEAR

## 1956 REGULAR SEASON RESULTS (5-7)

**Coach: Paul Brown**  
**Top Draft Choice: HB Preston Carpenter**  
**1956 USUAL STARTING LINEUPS**

### Offense

LE 88 Darrel Brewster  
 LT 76 Lou Groza  
 LG 64 Abe Gibron  
 C 52 Frank Gatski  
 RG 62 H. Forester, 60 H. Bradley  
 RT 74 Mike McCormack  
 RE 86 Dante Lavelli  
 WR 26 Ray Renfro  
 QB 16 G. Ratterman, 18 V. Parilli  
 RB 32 F. Morrison, 40 P. Carpenter  
 RB 36 E. Modzelewski, 30 M. Bassett

### Defense

LDE 82 C. Massey, 79 B. Gain  
 LDT 72 John Kissell  
 RDT 79 B. Gain, 70 D. Colo  
 RDE 80 Len Ford  
 LLB 65 Chuck Noll  
 MLB 34 Wait Michaels  
 RLB 35 G. Fiss, 34 W. Michaels  
 LCB 24 Warren Lahr  
 RCB 20 Don Paul  
 LS 22 Ken Konz  
 RS 44 John Pettibon

Total Rushes	466	463
<b>Net Yards Passing</b>	<b>1,175</b>	<b>1,103</b>
Avg. Per Game	97.9	91.9
Sacked/Yards Lost	0/183	0/112
Gross Yards	1,358	1,215
Attempts/Completions	202/105	226/107
Completion Pct.	52.0%	47.3%
Had Intercepted	18	18
<b>Punts/Avg.</b>	<b>50/41.9</b>	<b>59/40.7</b>
<b>Net Punting Avg.</b>	<b>50/39.2</b>	<b>59/35.3</b>
<b>Penalties/Yards Lost</b>	<b>52/457</b>	<b>61/529</b>
<b>Fumbles/Ball Lost</b>	<b>18/12</b>	<b>11/8</b>
<b>Touchdowns</b>	<b>19</b>	<b>21</b>
Rushing	8	13
Passing	8	7
Returns	3	1
<b>Avg. Time Of Possession</b>	<b>-</b>	<b>-</b>

Score By Periods	1st	2nd	3rd	4th	OT	Tot.
<b>Browns</b>	<b>65</b>	<b>54</b>	<b>14</b>	<b>34</b>	<b>0</b>	<b>-167</b>
<b>Opponents</b>	<b>24</b>	<b>69</b>	<b>30</b>	<b>54</b>	<b>0</b>	<b>-177</b>

Scoring	Ru	Pa	Rt	Df	Pat	2R	2Pa	Fg	Saf	Tp
Groza, Lou	0	0	0	0	18/18	0	0	11/20	0	51
Renfro, Ray	0	4	0	0	0/0	0	0	0/0	0	24
Morrison, Fred	1	1	0	0	0/0	0	0	0/0	0	12
Modzelewski, Ed	2	0	0	0	0/0	0	0	0/0	0	12
Bassett, Maurice	1	1	0	0	0/0	0	0	0/0	0	12
O'Connell, Tom	2	0	0	0	0/0	0	0	0/0	0	12
Ratterman, G.	1	0	0	0	0/0	0	0	0/0	0	6
Paul, Don	0	0	1	0	0/0	0	0	0/0	0	6
Konz, Ken	0	0	1	0	0/0	0	0	0/0	0	6
Kinard, Billy	1	0	0	0	0/0	0	0	0/0	0	6
Noll, Chuck	0	1	0	0	0/0	0	0	0/0	0	6
Lavelli, Dante	0	1	0	0	0/0	0	0	0/0	0	6
Brewster, Danel	0	1	0	0	0/0	0	0	0/0	0	6
Wren, Junior	0	0	0	0	0/0	0	0	0/0	1	2
Team, Stat	0	0	0	0	0/1	0	0	0/0	0	0
<b>Browns</b>	<b>8</b>	<b>3</b>	<b>0</b>	<b>18/19</b>	<b>0</b>	<b>0</b>	<b>11/20</b>	<b>1</b>	<b>167</b>	
<b>Opponents</b>	<b>13</b>	<b>7</b>	<b>1</b>	<b>0/21/21</b>	<b>0</b>	<b>0</b>	<b>10/18</b>	<b>0</b>	<b>177</b>	

Rushing	No	Yds	Avg	LG	TD
Carpenter, Preston	188	756	4.0	30	0
Modzelewski, Ed	96	413	4.3	23	1
Morrison, Fred	83	340	4.1	41	1
Bassett, Maurice	41	129	3.1	12	1
O'Connell, Tom	24	40	1.7	11	2
Parilli, Vito	18	65	3.6	19	0
Ratterman, George	7	9	1.3	5	0
Renfro, Ray	4	24	6.0	10	0
Smith, Jim Ray	2	10	5.0	7	0
Quinlan, Volney	2	4	2.0	3	0
Kinard, Billy	1	27	27.0	27	1
<b>Browns</b>	<b>466</b>	<b>1,817</b>	<b>3.9</b>	<b>41</b>	<b>6</b>
<b>Opponents</b>	<b>463</b>	<b>2,032</b>	<b>4.4</b>	<b>70</b>	<b>13</b>

Receiving	No	Yds	Avg	LG	TD
Brewster, Danel	28	417	14.9	41	1

Lavelli, Dante	20	344	17.2	68	1
Renfro, Ray	17	325	19.1	46	4
Carpenter, Preston	16	124	7.8	34	0
Modzelewski, Ed	10	27	2.7	6	0
Morrison, Fred	6	29	4.8	10	1
Quinlan, Volney	4	63	15.8	31	0
Bassett, Maurice	4	29	7.3	31	1
<b>Browns</b>	<b>105</b>	<b>1,358</b>	<b>12.9</b>	<b>68</b>	<b>8</b>
<b>Opponents</b>	<b>107</b>	<b>1,215</b>	<b>11.4</b>	<b>75</b>	<b>7</b>

Interceptions	No	Yds	Avg	LG	TD
Paul, Don	7	190	27.1	42	1
Konz, Ken	4	34	8.5	28	0
Lahr, Warren	3	33	11.0	18	0
Noll, Chuck	1	13	13.0	13	0
Fiss, Galen	1	4	4.0	4	0
Colo, Don	1	0	0.0	0	0
Wren, Junior	1	0	0.0	0	0
<b>Browns</b>	<b>18</b>	<b>274</b>	<b>15.2</b>	<b>42</b>	<b>1</b>
<b>Opponents</b>	<b>18</b>	<b>279</b>	<b>15.5</b>	<b>38</b>	<b>0</b>

Punting	No	Yds	Avg	In20	TB	LG	Bk
Morrison, Fred	38	1,561	41.1	0	7	70	0
Gillom, Horace	12	536	44.7	0	0	53	0
<b>Browns</b>	<b>50</b>	<b>2,097</b>	<b>41.9</b>	<b>0</b>	<b>7</b>	<b>70</b>	<b>0</b>
<b>Opponents</b>	<b>59</b>	<b>2,400</b>	<b>40.7</b>	<b>0</b>	<b>4</b>	<b>57</b>	<b>0</b>

Punt Returns	No	FC	Yds	Avg	LG	TD
Konz, Ken	13	0	187	14.4	65	1
Paul, Don	17	0	103	6.1	17	0
Carpenter, Preston	1	0	18	18.0	18	0
Quinlan, Volney	10	0	9	0.9	5	0
<b>Browns</b>	<b>41</b>	<b>0</b>	<b>317</b>	<b>7.7</b>	<b>65</b>	<b>1</b>
<b>Opponents</b>	<b>26</b>	<b>0</b>	<b>137</b>	<b>5.3</b>	<b>31</b>	<b>0</b>

Kickoff Returns	No	Yds	Avg	LG	TD
Carpenter, Preston	15	381	25.4	42	0
Quinlan, Volney	9	219	24.3	50	0
Kinard, Billy	7	196	28.0	56	0
Morrison, Fred	1	17	17.0	17	0
Smith, Jim Ray	1	14	14.0	14	0
Weber, Charles	1	3	3.0	3	0
<b>Browns</b>	<b>34</b>	<b>830</b>	<b>24.4</b>	<b>56</b>	<b>0</b>
<b>Opponents</b>	<b>33</b>	<b>819</b>	<b>24.8</b>	<b>57</b>	<b>0</b>

Field Goals	1-19	20-29	30-39	40-49	50+	Tot.
<b>Browns</b>	<b>0/0</b>	<b>0/0</b>	<b>0/0</b>	<b>0/0</b>	<b>0/0</b>	<b>0/0</b>
<b>Opponents</b>	<b>0/0</b>	<b>0/0</b>	<b>0/0</b>	<b>0/0</b>	<b>0/0</b>	<b>0/0</b>

Date	Result	Opponent	Att.
09-30	L 7-9	at Chicago Cardinals	20,966
10-06	W 14-10	at Pittsburgh Steelers	35,398
10-14	L 9-21	New York Giants	60,042
10-21	L 9-20	at Washington Redskins	23,332
11-28	L 16-24	Pittsburgh Steelers	50,358
11-04	W 24-7	at Green Bay Packers	28,590
11-11	L 7-21	Baltimore Colts	42,404
11-18	W 16-0	at Philadelphia Eagles	25,894
11-25	L 17-20	Washington Redskins	22,878
12-02	W 17-14	Philadelphia Eagles	20,645
12-09	W 24-7	at New York Giants	27,707
12-16	L 7-24	Chicago Cardinals	25,312

Team Statistics	Browns	Opponent
<b>Total First Downs</b>	<b>173</b>	<b>188</b>
Rushing	94	108
Passing	63	62
Penalty	16	18
3rd Down: Made/Att	0/0	0/0
3rd Down Pct.	0.0%	0.0%
4th Down: Made/Att	0/0	0/0
4th Down Pct.	0.0%	0.0%
<b>Total Net Yards</b>	<b>3,310</b>	<b>3,135</b>
Avg. Per Game	275.8	261.3
Total Plays	744	689
Avg. Per Play	4.4	4.6
<b>Net Yards Rushing</b>	<b>1,817</b>	<b>2,032</b>
Avg. Per Game	151.4	169.3

Passing	Att	Cmp	Yds	Pct	Av/At	TD	TD%	Int	Int%	LG	Tkld	Rating
O'Connell, Tom	96	42	551	43.8	5.74	4	4.2	8	8.3	62	0/41	41.6
Parilli, Vito	49	24	409	49.0	8.35	3	6.1	7	14.3	68	0/63	58.5
Ratterman, George	57	39	398	68.4	6.98	1	1.8	3	5.3	46	0/79	72.1
<b>Browns</b>	<b>202</b>	<b>105</b>	<b>1,358</b>	<b>52.0</b>	<b>6.72</b>	<b>8</b>	<b>4.0</b>	<b>18</b>	<b>8.9</b>	<b>68</b>	<b>0/183</b>	<b>49.5</b>
<b>Opponents</b>	<b>226</b>	<b>107</b>	<b>1,215</b>	<b>47.3</b>	<b>5.38</b>	<b>7</b>	<b>3.1</b>	<b>18</b>	<b>8.0</b>	<b>75</b>	<b>0/112</b>	<b>41.1</b>

# YEAR BY YEAR

## 1957 REGULAR SEASON RESULTS (9-2-1)

**Coach: Paul Brown**

**Top Draft Choice: FB Jim Brown**

### 1957 USUAL STARTING LINEUPS

#### Offense

LE	88	Darrel Brewster
LT	76	Lou Groza
LG	64	J. R. Smith, 62 H. Forester
C	56	Art Hunter
RG	60	H. Bradley, 63 F. Robinson
RT	74	Mike McCormack
RE	40	Preston Carpenter
WR	26	Ray Renfro
QB	15	T. O'Connell, 16 M. Plum
RB	48	M. Campbell, 30 L. Carpenter
RB	32	Jim Brown

#### Defense

LDE	84	Bill Quintan
LDT	79	Bob Gain
RDT	70	Don Colo
RDE	80	Len Ford
LLB	65	Chuck Noll
MLB	50	Vince Costello
RLB	34	Walt Michaels
LCB	24	Warren Lahr
RCB	20	Don Paul
LS	22	Ken Konz
RS	42	Lowe Wren

<b>Net Yards Rushing</b>	<b>1,958</b>	<b>1,502</b>
Avg. Per Game	163.2	125.2
Total Rushes	501	396
<b>Net Yards Passing</b>	<b>1,712</b>	<b>1,300</b>
Avg. Per Game	142.7	108.3
Sacked/Yards Lost	0/161	0/211
Gross Yards	1,873	1,511
Attempts/Completions	195/108	242/105
Completion Pct.	55.4%	43.4%
Had Intercepted	14	19
<b>Points/Avg.</b>	<b>61/39.3</b>	<b>72/41.8</b>
<b>Net Punting Avg.</b>	<b>61/34.1</b>	<b>72/38.5</b>
<b>Penalties/Yards Lost</b>	<b>66/597</b>	<b>42/412</b>
<b>Fumbles/Ball Lost</b>	<b>19/10</b>	<b>20/12</b>
<b>Touchdowns</b>	<b>32</b>	<b>22</b>
Rushing	19	11
Passing	12	8
Returns	1	3
<b>Avg. Time Of Possession</b>	<b>-</b>	<b>-</b>

Brown, Jim	16	55	3.4	12	1
Carpenter, Lew	5	65	13.0	21	0
Clarke, Frank	4	77	19.3	43	0
Hanulak, Chet	3	38	12.7	19	0
Campbell, Milton	1	25	25.0	25t	1
Reynolds, Billy	1	12	12.0	12	0
<b>Browns</b>	<b>108</b>	<b>1,873</b>	<b>17.3</b>	<b>65t</b>	<b>12</b>
<b>Opponents</b>	<b>105</b>	<b>1,511</b>	<b>14.4</b>	<b>63</b>	<b>8</b>
<b>Interceptions</b>	<b>No</b>	<b>Yds</b>	<b>Avg</b>	<b>LG</b>	<b>TD</b>
Paul, Don	4	28	7.0	12	0
Konz, Ken	4	20	5.0	16	0
Freeman, Bob	3	46	15.3	25	0
Wren, Junior	2	73	36.5	43	0
Costello, Vince	2	19	9.5	12	0
Lahr, Warren	2	12	6.0	10	0
Fiss, Galen	1	15	15.0	15	0
Michaels, Walter	1	10	10.0	6	0
<b>Browns</b>	<b>19</b>	<b>223</b>	<b>11.7</b>	<b>43</b>	<b>0</b>
<b>Opponents</b>	<b>14</b>	<b>141</b>	<b>10.1</b>	<b>65t</b>	<b>1</b>

<b>Score By Periods</b>	<b>1st</b>	<b>2nd</b>	<b>3rd</b>	<b>4th</b>	<b>OT</b>	<b>Tot.</b>
<b>Browns</b>	<b>54</b>	<b>60</b>	<b>76</b>	<b>79</b>	<b>0</b>	<b>- 269</b>
<b>Opponents</b>	<b>27</b>	<b>57</b>	<b>30</b>	<b>58</b>	<b>0</b>	<b>- 172</b>

<b>Scoring</b>	<b>Fl</b>	<b>P</b>	<b>R</b>	<b>DT</b>	<b>INT</b>	<b>2Ru/2Pa</b>	<b>FG</b>	<b>S</b>	<b>TP</b>		
Groza, Lou	0	0	0	0	32/32	0	0	0	15/22	0	77
Brown, Jim	9	1	0	0	0/0	0	0	0	0/0	0	60
Renfro, Ray	0	6	0	0	0/0	0	0	0	0/0	0	36
Carpenter, Lew	4	0	0	0	0/0	0	0	0	0/0	0	24
Hanulak, Chet	3	0	0	0	0/0	0	0	0	0/0	0	18
Carpenter, P.	1	2	0	0	0/0	0	0	0	0/0	0	18
Brewster, Darrel	0	2	0	0	0/0	0	0	0	0/0	0	12
Campbell, Milton	0	1	0	0	0/0	0	0	0	0/0	0	6
Reynolds, Billy	1	0	0	0	0/0	0	0	0	0/0	0	6
Paul, Don	0	0	1	0	0/0	0	0	0	0/0	0	6
O'Connell, Tom	1	0	0	0	0/0	0	0	0	0/0	0	6
<b>Browns</b>	<b>19</b>	<b>12</b>	<b>1</b>	<b>0</b>	<b>32/32</b>	<b>0</b>	<b>0</b>	<b>15/22</b>	<b>0</b>	<b>269</b>	
<b>Opponents</b>	<b>11</b>	<b>8</b>	<b>3</b>	<b>0</b>	<b>19/22</b>	<b>0</b>	<b>0</b>	<b>7/14</b>	<b>0</b>	<b>172</b>	

<b>Rushing</b>	<b>No</b>	<b>Yds</b>	<b>Avg</b>	<b>LG</b>	<b>TD</b>
Brown, Jim	202	942	4.7	69t	9
Hanulak, Chet	125	375	3.0	64t	3
Carpenter, Lew	83	315	3.8	55	4
Reynolds, Billy	29	57	2.0	8	1
Plum, Milt	26	118	4.5	30	0
O'Connell, Tom	14	5	0.4	7	1
Modzelewski, Ed	10	21	2.1	5	0
Campbell, Milton	7	23	3.3	14	0
Carpenter, Preston	3	86	28.7	39	1
Renfro, Ray	2	22	11.0	16	0
McCormack, Mike	0	4	0.0	4	0
<b>Browns</b>	<b>501</b>	<b>1,968</b>	<b>3.9</b>	<b>69t</b>	<b>19</b>
<b>Opponents</b>	<b>396</b>	<b>1,502</b>	<b>3.8</b>	<b>59</b>	<b>11</b>

<b>Receiving</b>	<b>No</b>	<b>Yds</b>	<b>Avg</b>	<b>LG</b>	<b>TD</b>
Brewster, Darrel	30	614	20.5	56	2
Carpenter, Preston	27	398	14.7	33	2
Renfro, Ray	21	589	28.0	65t	6

<b>Punting</b>	<b>No</b>	<b>Yds</b>	<b>Avg</b>	<b>In20</b>	<b>TB</b>	<b>LG</b>	<b>Bk</b>
Konz, Ken	61	2,396	39.3	0	3	63	1
<b>Browns</b>	<b>61</b>	<b>2,396</b>	<b>39.3</b>	<b>0</b>	<b>3</b>	<b>63</b>	<b>1</b>
<b>Opponents</b>	<b>72</b>	<b>3,006</b>	<b>41.8</b>	<b>0</b>	<b>1</b>	<b>63</b>	<b>0</b>

<b>Punt Returns</b>	<b>No</b>	<b>FC</b>	<b>Yds</b>	<b>Avg</b>	<b>LG</b>	<b>TD</b>
Reynolds, Billy	24	0	114	4.8	23	0
Paul, Don	9	0	75	8.3	32	0
Hanulak, Chet	11	0	29	2.6	11	0
Konz, Ken	3	0	13	4.3	7	0
Robinson, Fred	1	0	0	0.0	0	0
<b>Browns</b>	<b>48</b>	<b>0</b>	<b>231</b>	<b>4.8</b>	<b>32</b>	<b>0</b>
<b>Opponents</b>	<b>47</b>	<b>0</b>	<b>315</b>	<b>6.7</b>	<b>58t</b>	<b>1</b>

<b>Kickoff Returns</b>	<b>No</b>	<b>Yds</b>	<b>Avg</b>	<b>LG</b>	<b>TD</b>
Campbell, Milton	11	263	23.9	36	0
Reynolds, Billy	7	152	21.7	29	0
Brown, Jim	6	136	22.7	29	0
Modzelewski, Ed	5	74	14.8	18	0
Clarke, Frank	2	22	11.0	13	0
Carpenter, Lew	1	24	24.0	24	0
Freeman, Bob	1	15	15.0	15	0
<b>Browns</b>	<b>33</b>	<b>686</b>	<b>20.8</b>	<b>36</b>	<b>0</b>
<b>Opponents</b>	<b>42</b>	<b>917</b>	<b>21.8</b>	<b>50</b>	<b>0</b>

<b>Field Goals</b>	<b>1-19</b>	<b>20-29</b>	<b>30-39</b>	<b>40-49</b>	<b>50+</b>	<b>Tot.</b>
<b>Browns</b>	<b>0/0</b>	<b>0/0</b>	<b>0/0</b>	<b>0/0</b>	<b>0/0</b>	<b>0/0</b>
<b>Opponents</b>	<b>0/0</b>	<b>0/0</b>	<b>0/0</b>	<b>0/0</b>	<b>0/0</b>	<b>0/0</b>

<b>Date</b>	<b>Result</b>	<b>Opponent</b>	<b>Att.</b>
09-29	W 6-3	New York Giants	58,095
10-05	W 23-12	at Pittsburgh Steelers	35,570
10-13	W 24-7	Philadelphia Eagles	53,493
10-20	L 7-17	at Philadelphia Eagles	22,443
10-27	W 17-7	at Chicago Cardinals	26,341
11-03	W 21-17	Washington Redskins	52,936
11-10	W 24-0	Pittsburgh Steelers	53,709
11-17	T 30-30	at Washington Redskins	27,722
11-24	W 45-31	Los Angeles Rams	65,407
12-01	W 31-0	Chicago Cardinals	40,525
12-08	L 7-20	at Detroit Lions	55,814
12-15	W 34-28	at New York Giants	54,294
<b>Championship</b>			
12-29	L	14-59 at Detroit Lions	55,263

<b>Team Statistics</b>	<b>Browns</b>	<b>Opponent</b>
<b>Total First Downs</b>	<b>180</b>	<b>164</b>
Rushing	93	79
Passing	76	66
Penalty	11	19
3rd Down: Made/Att	0/0	0/0
3rd Down Pct.	0.0%	0.0%
4th Down: Made/Att	0/0	0/0
4th Down Pct.	0.0%	0.0%
<b>Total Net Yards</b>	<b>3,670</b>	<b>2,802</b>
Avg. Per Game	305.8	233.5
Total Plays	696	638
Avg. Per Play	5.3	4.4

<b>Passing</b>	<b>Att</b>	<b>Cmp</b>	<b>Yds</b>	<b>Pct</b>	<b>Av/At</b>	<b>TD</b>	<b>TD%</b>	<b>Int</b>	<b>Int%</b>	<b>LG</b>	<b>Tkld</b>	<b>Ratng</b>
O'Connell, Tom	110	63	1,229	57.3	11.17	9	8.2	5	7.3	65t	0/56	93.3
Plum, Milt	76	41	590	53.9	7.76	2	2.6	5	6.6	58t	0/85	60.7
Hanulak, Chet	2	1	32	50.0	16.00	1	50.0	0	0.0	32t	0/0	135.4
Borton, John	6	3	22	50.0	3.67	0	0.0	1	16.7	8	0/20	19.4
Campbell, Milton	1	0	0	0.0	0.00	0	0.0	0	0.0	0	0/0	39.6
<b>Browns</b>	<b>195</b>	<b>108</b>	<b>1,873</b>	<b>55.4</b>	<b>9.61</b>	<b>12</b>	<b>6.2</b>	<b>14</b>	<b>7.2</b>	<b>65t</b>	<b>0/161</b>	<b>78.9</b>
<b>Opponents</b>	<b>242</b>	<b>105</b>	<b>1,511</b>	<b>43.4</b>	<b>6.24</b>	<b>8</b>	<b>3.3</b>	<b>19</b>	<b>7.9</b>	<b>63</b>	<b>0/211</b>	<b>42.6</b>



# YEAR BY YEAR

## 1958 REGULAR SEASON RESULTS (9-3)

**Coach: Paul Brown**  
**Top Draft Choice: DB Jim Shofner**  
**1958 USUAL STARTING LINEUPS**

**Offense**

LE	88	D. Brewster, 82 Frank Clarke
LT	76	Lou Groza
LG	64	Jim Ray Smith
C	56	Art Hunter
RG	65	Chuck Noll
RT	74	M. McCormack, 78 W. McClung
RE	40	Preston Carpenter
WR	26	Ray Renfro
QB	16	Milt Plum
RB	49	B. Mitchell, 30 L. Carpenter
RB	32	Jim Brown

**Defense**

LDE	86	P. Wiggins, 89 W. Davis
LDT	79	Bob Gain
RDT	70	Don Colo
RDE	84	B. Quinlan, 89 W. Davis
LLB	35	Galen Fiss
MLB	50	Vince Costello
RLB	34	Walt Michaels
LCB	24	W. Lahr, 18 B. Freeman
RCB	20	Don Paul
LS	22	Ken Konz
RS	42	Lowe Wren

<b>Net Yards Rushing</b>	<b>2,526</b>	<b>1,448</b>
Avg. Per Game	210.5	120.7
Total Rushes	475	369
<b>Net Yards Passing</b>	<b>1,581</b>	<b>2,212</b>
Avg. Per Game	131.8	184.3
Sacked/Yards Lost	0/177	0/175
Good Yards	1,758	2,387
Attempts/Completions	206/110	312/162
Completion Pct.	53.4%	51.9%
Had Intercepted	14	16
<b>Punts/Avg.</b>	<b>51/41.2</b>	<b>55/42.7</b>
<b>Net Punting Avg.</b>	<b>51/39.3</b>	<b>55/36.9</b>
<b>Penalties/Yards Lost</b>	<b>59/554</b>	<b>37/347</b>
<b>Fumbles/Ball Lost</b>	<b>14/8</b>	<b>27/18</b>
<b>Touchdowns</b>	<b>40</b>	<b>26</b>
Rushing	24	6
Passing	12	20
Returns	4	0
<b>Avg. Time Of Possession</b>	<b>-</b>	<b>-</b>

Carpenter, Lew	5	47	9.4	18	0
Clarke, Frank	3	91	30.3	34	0
Modzelewski, Ed	1	10	10.0	10	0
<b>Browns</b>	<b>110</b>	<b>1,758</b>	<b>16.0</b>	<b>74</b>	<b>12</b>
<b>Opponents</b>	<b>162</b>	<b>2,387</b>	<b>14.7</b>	<b>91t</b>	<b>20</b>

<b>Interceptions</b>	<b>No</b>	<b>Yds</b>	<b>Avg</b>	<b>LG</b>	<b>TD</b>
Konz, Ken	4	123	30.8	46t	1
Paul, Don	4	80	20.0	36	0
Wren, Junior	3	36	12.0	29	0
Freeman, Bob	3	21	7.0	19	0
Lahr, Warren	1	25	25.0	25	0
Shofner, Jim	1	0	0.0	0	0
<b>Browns</b>	<b>16</b>	<b>285</b>	<b>17.8</b>	<b>46t</b>	<b>1</b>
<b>Opponents</b>	<b>14</b>	<b>134</b>	<b>9.6</b>	<b>31</b>	<b>0</b>

<b>Punting</b>	<b>No</b>	<b>Yds</b>	<b>Avg</b>	<b>In20</b>	<b>TB</b>	<b>LG</b>	<b>Bk</b>
Deschane, Dick	50	2,063	41.3	0	1	63	0
Wren, Junior	1	38	38.0	0	0	38	0
<b>Browns</b>	<b>51</b>	<b>2,101</b>	<b>41.2</b>	<b>0</b>	<b>1</b>	<b>63</b>	<b>0</b>
<b>Opponents</b>	<b>55</b>	<b>2,349</b>	<b>42.7</b>	<b>0</b>	<b>1</b>	<b>63</b>	<b>0</b>

<b>Punt Returns</b>	<b>No</b>	<b>FC</b>	<b>Yds</b>	<b>Avg</b>	<b>LG</b>	<b>TD</b>
Mitchell, Bobby	14	0	165	11.8	68t	1
Konz, Ken	18	0	143	7.9	38	0
Shofner, Jim	4	0	10	2.5	10	0
Paul, Don	2	0	0	0.0	0	0
Wren, Junior	1	0	0	0.0	0	0
<b>Browns</b>	<b>39</b>	<b>0</b>	<b>318</b>	<b>8.2</b>	<b>68t</b>	<b>1</b>
<b>Opponents</b>	<b>38</b>	<b>0</b>	<b>95</b>	<b>2.5</b>	<b>23</b>	<b>0</b>

<b>Date</b>	<b>Result</b>	<b>Opponent</b>	<b>Att.</b>
09-28	W 30-27	at Los Angeles Rams	69,993
10-05	W 45-12	at Pittsburgh Steelers	31,130
10-12	W 35-28	Chicago Cardinals	65,403
10-19	W 27-10	Pittsburgh Steelers	66,852
10-26	W 38-24	at Chicago Cardinals	30,933
11-02	L 17-21	New York Giants	78,404
11-09	L 10-30	Detroit Lions	75,563
11-16	W 20-10	at Washington Redskins	32,372
11-23	W 28-14	Philadelphia Eagles	51,319
11-30	W 21-14	Washington Redskins	33,240
12-01	W 21-14	at Philadelphia Eagles	36,773
12-14	L 10-13	at New York Giants	63,192

**Playoff**

12-21	L 0-10	at New York Giants	61,174
-------	--------	--------------------	--------

<b>Team Statistics</b>	<b>Browns</b>	<b>Opponent</b>
<b>Total First Downs</b>	<b>206</b>	<b>201</b>
Rushing	127	82
Passing	71	104
Penalty	8	15
3rd Down: Made/Att	0/0	0/0
3rd Down Pct.	0.0%	0.0%
4th Down: Made/Att	0/0	0/0
4th Down Pct.	0.0%	0.0%
<b>Total Net Yards</b>	<b>4,107</b>	<b>3,660</b>
Avg. Per Game	342.3	305.0
Total Plays	681	681
Avg. Per Play	6.0	5.4

<b>Score By Periods</b>	<b>1st</b>	<b>2nd</b>	<b>3rd</b>	<b>4th</b>	<b>OT</b>	<b>Tot.</b>
<b>Browns</b>	<b>90</b>	<b>82</b>	<b>42</b>	<b>88</b>	<b>0</b>	<b>- 302</b>
<b>Opponents</b>	<b>41</b>	<b>89</b>	<b>48</b>	<b>39</b>	<b>0</b>	<b>- 217</b>

<b>Scoring</b>	<b>Ru</b>	<b>Pa</b>	<b>Int</b>	<b>DF</b>	<b>Pat</b>	<b>2Ru/2Pa</b>	<b>FG</b>	<b>Sa</b>	<b>TF</b>		
Brown, Jim	17	1	0	0	0	0	0	0	0	108	
Groza, Lou	0	0	0	0	36	38	0	0	8	19	60
Mitchell, Bobby	1	3	2	0	0	0	0	0	0	0	36
Renfro, Ray	0	6	0	0	0	0	0	0	0	0	36
Plum, Milt	4	0	0	0	2	2	0	0	0	0	26
Carpenter, Lew	2	0	0	0	0	0	0	0	0	0	12
Brewster, Darnel	0	1	0	0	0	0	0	0	0	0	6
Bolden, Leroy	0	0	1	0	0	0	0	0	0	0	6
Carpenter, P.	0	1	0	0	0	0	0	0	0	0	6
Konz, Ken	0	0	1	0	0	0	0	0	0	0	6
<b>Browns</b>	<b>24</b>	<b>12</b>	<b>4</b>	<b>0</b>	<b>38/40</b>	<b>0</b>	<b>8</b>	<b>19</b>	<b>0</b>	<b>302</b>	
<b>Opponents</b>	<b>6</b>	<b>20</b>	<b>0</b>	<b>0</b>	<b>26/26</b>	<b>0</b>	<b>0</b>	<b>11/23</b>	<b>1</b>	<b>217</b>	

<b>Rushing</b>	<b>No</b>	<b>Yds</b>	<b>Avg</b>	<b>LG</b>	<b>TD</b>
Brown, Jim	257	1,527	5.9	65t	17
Mitchell, Bobby	80	500	6.3	63t	1
Carpenter, Lew	73	308	4.2	30	2
Plum, Milt	37	127	3.4	22	4
Bolden, Leroy	15	55	3.7	15	0
Renfro, Ray	3	17	5.7	12	0
Modzelewski, Ed	3	8	2.7	3	0
Carpenter, Preston	3	2	0.7	22	0
Freeman, Bob	2	1	0.5	9	0
Ninowski, Jim	2	1	0.5	7	0
<b>Browns</b>	<b>475</b>	<b>2,546</b>	<b>5.4</b>	<b>65t</b>	<b>24</b>
<b>Opponents</b>	<b>369</b>	<b>1,448</b>	<b>3.9</b>	<b>40</b>	<b>6</b>

<b>Receiving</b>	<b>No</b>	<b>Yds</b>	<b>Avg</b>	<b>LG</b>	<b>TD</b>
Carpenter, Preston	29	474	16.3	74	1
Renfro, Ray	24	573	23.9	52	6
Brewster, Darnel	16	294	18.4	38	1
Brown, Jim	16	138	8.6	46	1
Mitchell, Bobby	16	131	8.2	25	3

<b>Kickoff Returns</b>	<b>No</b>	<b>Yds</b>	<b>Avg</b>	<b>LG</b>	<b>TD</b>
Mitchell, Bobby	18	454	25.2	98t	1
Bolden, Leroy	14	362	25.9	102t	1
Brown, Jim	3	74	24.7	35	0
Carpenter, Lew	1	18	18.0	18	0
McClung, Willie	1	0	0.0	0	0
Paul, Don	1	0	0.0	0	0
<b>Browns</b>	<b>38</b>	<b>908</b>	<b>23.9</b>	<b>102t</b>	<b>2</b>
<b>Opponents</b>	<b>48</b>	<b>1,045</b>	<b>21.8</b>	<b>50</b>	<b>0</b>

<b>Field Goals</b>	<b>1-10</b>	<b>20-29</b>	<b>30-39</b>	<b>40-49</b>	<b>50+</b>	<b>Tot.</b>
<b>Browns</b>	<b>0/0</b>	<b>0/0</b>	<b>0/0</b>	<b>0/0</b>	<b>0/0</b>	<b>0/0</b>
<b>Opponents</b>	<b>0/0</b>	<b>0/0</b>	<b>0/0</b>	<b>0/0</b>	<b>0/0</b>	<b>0/0</b>

<b>Passing</b>	<b>Att</b>	<b>Cmp</b>	<b>Yds</b>	<b>Pct</b>	<b>Av/At</b>	<b>TD</b>	<b>TD%</b>	<b>Int</b>	<b>Int%</b>	<b>LG</b>	<b>Tkld</b>	<b>Rating</b>
Plum, Milt	189	102	1,619	54.0	8.57	11	5.8	11	5.8	74	0/145	77.9
Ninowski, Jim	17	8	139	47.1	8.18	1	5.9	3	17.6	34	0/32	55.4
<b>Browns</b>	<b>206</b>	<b>110</b>	<b>1,758</b>	<b>53.4</b>	<b>8.53</b>	<b>12</b>	<b>5.8</b>	<b>14</b>	<b>6.8</b>	<b>74</b>	<b>0/177</b>	<b>73.2</b>
<b>Opponents</b>	<b>312</b>	<b>162</b>	<b>2,387</b>	<b>51.9</b>	<b>7.65</b>	<b>20</b>	<b>6.4</b>	<b>16</b>	<b>5.1</b>	<b>91t</b>	<b>0/175</b>	<b>77.2</b>

# YEAR BY YEAR

## 1959 REGULAR SEASON RESULTS (7-5)

Coach: Paul Brown

Top Draft Choice: OE Rich Kreitling

### 1959 USUAL STARTING LINEUPS

#### Offense

LE	40	Preston Carpenter
LT	76	L. Groza, 77 W. Davis
LG	64	Jim Ray Smith
C	56	Art Hunter
RG	66	Gene Hickerson
RT	74	M. McCormack, 70 F. O'Brien
RE	86	Bill Howton
WR	26	Ray Renfro
QB	16	Milt Plum
RB	49	Bobby Mitchell
RB	32	Jim Brown

#### Defense

LDE	79	Bob Gain
LDT	78	Willie McClung
RDT	72	Sid Youngelman
RDE	80	Paul Wiggins
LLB	35	Galen Fiss
MLB	50	Vince Costello
RLB	34	Walt Michaels
LCB	30	Bernie Parrish
RCB	44	Jim Shofner
LS	24	Warren Lahr
RS	42	Lowie Wren

Date	Result	Opponent	Att.
09-26	L 7-17	at Pittsburgh Steelers	33,844
10-04	W 34-7	at Chicago Cardinals	19,935
10-11	L 6-10	New York Giants	65,534
10-18	W 17-7	Chicago Cardinals	46,422
10-25	W 34-7	Washington Redskins	42,732
11-01	W 38-31	at Baltimore Colts	57,557
11-08	W 28-7	Philadelphia Eagles	58,275
11-15	W 31-17	at Washington Redskins	32,266
11-22	L 20-21	Pittsburgh Steelers	68,563
11-29	L 20-21	San Francisco 49ers	56,854
12-06	L 7-48	at New York Giants	68,436
12-13	W 28-21	at Philadelphia Eagles	45,952

#### Team Statistics

	Browns	Opponent
<b>Total First Downs</b>	<b>234</b>	<b>205</b>
Rushing	118	75
Passing	109	115
Penalty	7	15
3rd Down: Made/Att	0/0	0/0
3rd Down Pct.	0.0%	0.0%
4th Down: Made/Att	0/0	0/0
4th Down Pct.	0.0%	0.0%
<b>Total Net Yards</b>	<b>4,015</b>	<b>3,764</b>
Avg. Per Game	334.6	313.7
Total Plays	733	679
Avg. Per Play	5.5	5.5
<b>Net Yards Rushing</b>	<b>2,149</b>	<b>1,422</b>
Avg. Per Game	179.1	118.5
Total Rushes	457	360

#### Net Yards Passing

	1,866	2,342
Avg. Per Game	155.5	195.2
Sacked/Yards Lost	0/167	0/115
Gross Yards	2,033	2,457
Attempts/Completions	276/159	319/168
Completion Pct.	57.6%	52.7%
Had Intercepted	9	18
<b>Punts/Avg.</b>	<b>50/37.1</b>	<b>50/42.4</b>
<b>Net Punting Avg.</b>	<b>50/36.3</b>	<b>50/38.2</b>
<b>Penalties/Yards Lost</b>	<b>36/329</b>	<b>32/285</b>
<b>Fumbles/Ball Lost</b>	<b>8/5</b>	<b>20/12</b>
<b>Touchdowns</b>	<b>37</b>	<b>28</b>
Rushing	20	9
Passing	14	17
Returns	3	2

#### Avg. Time Of Possession

Score By Periods	1st	2nd	3rd	4th	OT	Tot.
<b>Browns</b>	<b>65</b>	<b>72</b>	<b>44</b>	<b>89</b>	<b>0</b>	<b>- 270</b>
<b>Opponents</b>	<b>17</b>	<b>94</b>	<b>65</b>	<b>38</b>	<b>0</b>	<b>- 214</b>

#### Scoring

	Ru	Pa	RI	DF	PAT	2Ru2Pa	FG	Sal	TP
Brown, Jim	14	0	0	0	0	0	0	0	84
Mitchell, Bobby	5	4	1	0	0	0	0	0	60
Groza, Lou	0	0	0	0	33/37	0	0	5/16	0
Renfro, Ray	0	6	0	0	0	0	0	0	36
Carpenter, P.	0	2	0	0	0	0	0	0	12
Howton, Billy	0	1	0	0	0	0	0	0	6
Wren, Junior	0	0	1	0	0	0	0	0	6
Modzelewski, Ed	0	1	0	0	0	0	0	0	6
Parrish, Bernie	0	0	1	0	0	0	0	0	6
Plum, Milt	1	0	0	0	0	0	0	0	6
<b>Browns</b>	<b>20</b>	<b>14</b>	<b>3</b>	<b>0</b>	<b>33/37</b>	<b>0</b>	<b>0</b>	<b>5/16</b>	<b>0 270</b>
<b>Opponents</b>	<b>9</b>	<b>17</b>	<b>2</b>	<b>0</b>	<b>28/28</b>	<b>0</b>	<b>6</b>	<b>6/13</b>	<b>0 214</b>

#### Rushing

	No	Yds	Avg	LG	TD
Brown, Jim	290	1,329	4.6	70t	14
Mitchell, Bobby	131	743	5.7	90t	5
Plum, Milt	21	20	1.0	17	1
Modzelewski, Ed	6	18	3.0	5	0
Bolden, Leroy	4	11	2.8	9	0
Ptacek, Bob	3	13	4.3	6	0
Ninowski, Jim	1	11	11.0	11	0
Carpenter, Preston	1	4	4.0	4	0
<b>Browns</b>	<b>457</b>	<b>2,149</b>	<b>4.7</b>	<b>90t</b>	<b>20</b>
<b>Opponents</b>	<b>360</b>	<b>1,422</b>	<b>4.0</b>	<b>65</b>	<b>7</b>

#### Receiving

	No	Yds	Avg	LG	TD
Howton, Billy	39	510	13.1	36t	1
Mitchell, Bobby	35	351	10.0	76t	4
Renfro, Ray	30	528	17.6	70t	6
Carpenter, Preston	24	372	15.5	43t	2
Brown, Jim	24	190	7.9	25	0
Clarke, Frank	3	44	14.7	20	0
Modzelewski, Ed	3	18	6.0	13	1
Plum, Milt	1	20	20.0	20	0
<b>Browns</b>	<b>159</b>	<b>2,033</b>	<b>12.8</b>	<b>76t</b>	<b>14</b>
<b>Opponents</b>	<b>168</b>	<b>2,457</b>	<b>14.6</b>	<b>71</b>	<b>17</b>

#### Interceptions

	No	Yds	Avg	LG	TD
Parrish, Bernie	5	83	16.6	37t	1
Wren, Junior	5	39	7.8	22	0
Shofner, Jim	2	50	25.0	30	0
Noll, Chuck	2	5	2.5	5	0
Konz, Ken	1	35	35.0	21	0
Fiss, Galen	1	9	9.0	9	0
Michaels, Walter	1	7	7.0	7	0
Lahr, Warren	1	0	0.0	0	0
Costello, Vince	0	14	0.0	14	0
<b>Browns</b>	<b>18</b>	<b>242</b>	<b>13.4</b>	<b>37t</b>	<b>1</b>
<b>Opponents</b>	<b>9</b>	<b>139</b>	<b>15.4</b>	<b>32</b>	<b>1</b>

#### Punting

	No	Yds	Avg	In20	TD	LG	Bk
Wren, Junior	27	996	36.9	0	1	55	0
Shofner, Jim	23	860	37.4	0	1	48	0
<b>Browns</b>	<b>50</b>	<b>1,856</b>	<b>37.1</b>	<b>0</b>	<b>2</b>	<b>55</b>	<b>0</b>
<b>Opponents</b>	<b>50</b>	<b>2,121</b>	<b>42.4</b>	<b>0</b>	<b>5</b>	<b>62</b>	<b>0</b>

#### Punt Returns

	No	FC	Yds	Avg	LG	TD
Mitchell, Bobby	17	0	177	10.4	78t	1
Konz, Ken	9	0	34	3.8	11	0
<b>Browns</b>	<b>26</b>	<b>0</b>	<b>211</b>	<b>8.1</b>	<b>78t</b>	<b>1</b>
<b>Opponents</b>	<b>32</b>	<b>0</b>	<b>39</b>	<b>1.2</b>	<b>11</b>	<b>0</b>

#### Kickoff Returns

	No	Yds	Avg	LG	TD
Mitchell, Bobby	11	236	21.5	31	0
Bolden, Leroy	9	170	18.9	38	0
Brown, Jim	4	88	22.0	29	0
Modzelewski, Ed	4	37	9.3	19	0
Noll, Chuck	1	20	20.0	20	0
<b>Browns</b>	<b>29</b>	<b>551</b>	<b>19.0</b>	<b>38</b>	<b>0</b>
<b>Opponents</b>	<b>38</b>	<b>734</b>	<b>19.3</b>	<b>46</b>	<b>0</b>

#### Field Goals

	1-19	20-29	30-39	40-49	50+	Tot.
<b>Browns</b>	<b>0/0</b>	<b>0/0</b>	<b>0/0</b>	<b>0/0</b>	<b>0/0</b>	<b>0/0</b>
<b>Opponents</b>	<b>0/0</b>	<b>0/0</b>	<b>0/0</b>	<b>0/0</b>	<b>0/0</b>	<b>0/0</b>

Passing	Att	Cmp	Yds	Pct	Av/At	TD	TD%	Int	Int%	LG	Thld	Rating
Plum, Milt	266	156	1,992	58.6	7.49	14	5.3	8	3.0	76t	0/157	87.2
Ninowski, Jim	10	3	41	30.0	4.10	0	0.0	1	10.0	20	0/10	4.6
<b>Browns</b>	<b>276</b>	<b>159</b>	<b>2,033</b>	<b>57.6</b>	<b>7.37</b>	<b>14</b>	<b>5.1</b>	<b>9</b>	<b>3.3</b>	<b>76t</b>	<b>0/167</b>	<b>84.1</b>
<b>Opponents</b>	<b>319</b>	<b>168</b>	<b>2,457</b>	<b>52.7</b>	<b>7.70</b>	<b>17</b>	<b>5.3</b>	<b>18</b>	<b>5.6</b>	<b>71</b>	<b>0/115</b>	<b>72.3</b>



## 1960 REGULAR SEASON RESULTS (8-3-1)

**Coach: Paul Brown**  
**Top Draft Choice: E Jim Houston**  
**1960 USUAL STARTING LINEUPS**

### Offense

LE	88	R. Kreitling, 87 F. Murphy
LT	77	Dick Schafraath
LG	64	Jim Ray Smith
C	56	John Morrow
RG	66	Gene Hickerson
RT	74	Mike McCormack
RE	86	G. Nagler, 88 R. Kreitling
WR	26	R. Renfro, 81 L. Clarke
QB	16	Milt Plum
RB	49	Bobby Mitchell
RB	32	Jim Brown

### Defense

LE	84	P. Wiggan, 82 J. Houston
LT	79	Bob Gain
RT	72	Floyd Peters
RE	80	J. Marshall, 84 P. Wiggan
LLB	35	Galen Fiss
MLB	50	Vince Costello
RLB	34	Walt Michaels
LCB	30	Bernie Parrish
RCB	44	Jim Shofner
LS	46	Don Fleming
RS	22	R. Mostardi, 24 B. Franklin

Date	Result	Opponent	Att.
09-25	W 41-24	at Philadelphia Eagles	56,303
10-02	W 28-20	Pittsburgh Steelers	67,692
10-16	W 48-7	at Dallas Cowboys	28,500
10-23	L 29-31	Philadelphia Eagles	64,850
10-30	W 31-10	at Washington Redskins	32,086
11-06	L 13-17	New York Giants	82,872
11-13	W 28-27	St. Louis Cardinals	49,192
11-20	L 10-14	at Pittsburgh Steelers	35,215
11-27	T 17-17	at St. Louis Cardinals	26,146
12-04	W 27-16	Washington Redskins	35,211
12-11	W 42-0	Chicago Bears	38,155
12-15	W 48-34	at New York Giants	56,517
<b>Playoff Bowl</b>			
01-07	L 16-17	Detroit Lions (at Miami)	34,981

Team Statistics	Browns	Opponent
<b>Total First Downs</b>	<b>219</b>	<b>208</b>
Rushing	107	92
Passing	96	102
Penalty	16	14
3rd Down: Made/Att	0/0	0/0
3rd Down Pct.	0.0%	0.0%
4th Down: Made/Att	0/0	0/0
4th Down Pct.	0.0%	0.0%
<b>Total Net Yards</b>	<b>3,974</b>	<b>3,806</b>
Avg. Per Game	331.2	317.2
Total Plays	647	724
Avg. Per Play	6.1	5.3

<b>Net Yards Rushing</b>	<b>1,930</b>	<b>1,643</b>
Avg. Per Game	160.8	136.9
Total Rushes	383	405
<b>Net Yards Passing</b>	<b>2,044</b>	<b>2,163</b>
Avg. Per Game	170.3	180.3
Sacked/Yards Lost	0/299	0/207
Gross Yards	2,343	2,370
Attempts/Completions	264/160	319/163
Completion Pct.	60.6%	51.1%
Had Intercepted	5	31
<b>Punts/Avg.</b>	<b>55/42.0</b>	<b>46/40.5</b>
<b>Net Punting Avg.</b>	<b>55/38.7</b>	<b>46/40.5</b>
<b>Penalties/Yards Lost</b>	<b>49/534</b>	<b>48/526</b>
<b>Fumbles/Ball Lost</b>	<b>20/12</b>	<b>27/14</b>
<b>Touchdowns</b>	<b>47</b>	<b>26</b>
Rushing	18	10
Passing	22	15
Returns	7	1
<b>Avg. Time Of Possession</b>	<b>-</b>	<b>-</b>

Score By Periods	1st	2nd	3rd	4th	OT	Tot.
<b>Browns</b>	<b>59</b>	<b>150</b>	<b>58</b>	<b>95</b>	<b>0</b>	<b>- 362</b>
<b>Opponents</b>	<b>41</b>	<b>60</b>	<b>48</b>	<b>68</b>	<b>0</b>	<b>- 217</b>

Scoring	Ru	Pa	Rt	Df	Pnt	2Pt	FG	5A	7A	TD
Baker, Sam	0	0	0	0	44/46	0	0	12/20	0	80
Mitchell, Bobby	5	6	1	0	0/0	0	0	0/0	0	17
Brown, Jim	9	2	0	0	0/0	0	0	0/0	0	66
Renfro, Ray	0	4	0	0	0/0	0	0	0/0	0	24
Clarke, Leon	0	4	0	0	0/0	0	0	0/0	0	24
Kreitling, Rich	0	3	0	0	0/0	0	0	0/0	0	18
Nagler, Gem	0	3	0	0	0/0	0	0	0/0	0	18
Franklin, Bobby	0	2	0	0	0/0	0	0	0/0	0	12
Plum, Milt	2	0	0	0	0/0	0	0	0/0	0	12
Parrish, Bernie	0	0	1	0	0/0	0	0	0/0	0	6
Caleb, Jamie	1	0	0	0	0/0	0	0	0/0	0	6
Stephens, Larry	0	0	1	0	0/0	0	0	0/0	0	6
Gain, Bob	0	0	1	0	0/0	0	0	0/0	0	6
Wiggan, Paul	0	0	1	0	0/0	0	0	0/0	0	6
Gault, Prentice	1	0	0	0	0/0	0	0	0/0	0	6
Team, Stat	0	0	0	0	0/1	0	0	0/0	0	0
<b>Browns</b>	<b>18</b>	<b>22</b>	<b>7</b>	<b>0</b>	<b>44/47</b>	<b>0</b>	<b>0</b>	<b>12/20</b>	<b>0</b>	<b>362</b>
<b>Opponents</b>	<b>10</b>	<b>15</b>	<b>1</b>	<b>0</b>	<b>25/26</b>	<b>0</b>	<b>0</b>	<b>12/21</b>	<b>0</b>	<b>217</b>

Rushing	No	Yds	Avg	LG	TD
Brown, Jim	215	1,257	5.8	71t	9
Mitchell, Bobby	111	506	4.6	50	5
Gault, Prentice	28	159	5.7	23	1
Plum, Milt	17	-24	-1.4	7	2
Caleb, Jamie	8	60	7.5	30	1
Kreitling, Rich	2	-17	-8.5	-2	0
Dawson, Len	1	0	0.0	0	0
Baker, Sam	1	-11	-11.0	-11	0
<b>Browns</b>	<b>383</b>	<b>1,930</b>	<b>5.0</b>	<b>71t</b>	<b>18</b>
<b>Opponents</b>	<b>405</b>	<b>1,643</b>	<b>4.1</b>	<b>57</b>	<b>10</b>

Receiving	No	Yds	Avg	LG	TD
Mitchell, Bobby	45	612	13.6	69t	6

Nagler, Gem	36	616	17.1	53t	3
Renfro, Ray	24	378	15.8	66t	4
Brown, Jim	19	204	10.7	37t	2
Kreitling, Rich	16	316	19.8	69t	3
Clarke, Leon	11	184	16.7	86t	4
Caleb, Jamie	5	-18	-3.6	2	0
Murphy, Fred	2	36	18.0	23	0
Gault, Prentice	1	10	10.0	10	0
Williams, A. D.	1	5	5.0	5	0
<b>Browns</b>	<b>160</b>	<b>2,343</b>	<b>14.6</b>	<b>86t</b>	<b>22</b>
<b>Opponents</b>	<b>163</b>	<b>2,370</b>	<b>14.5</b>	<b>70t</b>	<b>15</b>

Interceptions	No	Yds	Avg	LG	TD
Franklin, Bobby	8	131	16.4	37t	2
Shofner, Jim	8	75	9.4	23	0
Parrish, Bernie	6	238	-9.7	92t	1
Fleming, Don	5	85	17.0	30	0
Stephens, Larry	1	34	34.0	34t	1
Gain, Bob	1	22	22.0	22t	1
Wiggan, Paul	1	20	20.0	20t	1
Fiss, Galen	1	19	19.0	10	0
<b>Browns</b>	<b>31</b>	<b>624</b>	<b>20.1</b>	<b>92t</b>	<b>6</b>
<b>Opponents</b>	<b>5</b>	<b>58</b>	<b>11.6</b>	<b>30</b>	<b>1</b>

Punting	No	Yds	Avg	In20	TB	LG	Bk
Baker, Sam	55	2,309	42.0	0	2	64	0
<b>Browns</b>	<b>55</b>	<b>2,309</b>	<b>42.0</b>	<b>0</b>	<b>2</b>	<b>64</b>	<b>0</b>
<b>Opponents</b>	<b>46</b>	<b>2,072</b>	<b>45.0</b>	<b>0</b>	<b>8</b>	<b>75</b>	<b>0</b>

Punt Returns	No	FC	Yds	Avg	LG	TD
Shofner, Jim	11	0	105	9.5	36	0
Mitchell, Bobby	9	0	101	11.2	34	0
Franklin, Bobby	1	0	2	2.0	2	0
<b>Browns</b>	<b>21</b>	<b>0</b>	<b>208</b>	<b>9.9</b>	<b>36</b>	<b>0</b>
<b>Opponents</b>	<b>24</b>	<b>0</b>	<b>178</b>	<b>7.4</b>	<b>46</b>	<b>0</b>

Kickoff Returns	No	Yds	Avg	LG	TD
Mitchell, Bobby	17	432	25.4	90t	1
Brown, Jim	14	300	21.4	33	0
Caleb, Jamie	5	90	18.0	21	0
Gault, Prentice	3	47	15.7	19	0
Parrish, Bernie	2	0	0.0	0	0
Franklin, Bobby	1	23	23.0	23	0
Fleming, Don	1	8	8.0	8	0
Stephens, Larry	1	0	0.0	0	0
Fichtner, Ross	1	0	0.0	0	0
<b>Browns</b>	<b>45</b>	<b>900</b>	<b>20.0</b>	<b>90t</b>	<b>1</b>
<b>Opponents</b>	<b>62</b>	<b>1,177</b>	<b>19.0</b>	<b>55</b>	<b>0</b>

Field Goals	1-19	20-29	30-39	40-49	50+	Tot.
<b>Browns</b>	<b>0/0</b>	<b>0/0</b>	<b>0/0</b>	<b>0/0</b>	<b>0/0</b>	<b>0/0</b>
<b>Opponents</b>	<b>0/0</b>	<b>0/0</b>	<b>0/0</b>	<b>0/0</b>	<b>0/0</b>	<b>0/0</b>

Passing	Att	Cmp	Yds	Pct	Av/At	TD	TD%	Int	Int%	LG	Tkld	Rating
Plum, Milt	250	151	2,297	60.4	9.19	21	8.4	5	2.0	86t	0/275	110.4
Dawson, Len	13	8	23	61.5	1.77	0	0.0	0	0.0	23	0/24	65.9
Mitchell, Bobby	1	1	23	100.0	23.00	1	100.0	0	0.0	23t	0/0	158.3
<b>Browns</b>	<b>264</b>	<b>160</b>	<b>2,343</b>	<b>60.6</b>	<b>8.88</b>	<b>22</b>	<b>8.3</b>	<b>5</b>	<b>1.9</b>	<b>86t</b>	<b>0/299</b>	<b>109.5</b>
<b>Opponents</b>	<b>319</b>	<b>163</b>	<b>2,370</b>	<b>51.1</b>	<b>7.43</b>	<b>15</b>	<b>4.7</b>	<b>31</b>	<b>9.7</b>	<b>70t</b>	<b>0/207</b>	<b>51.7</b>

# YEAR BY YEAR

## 1961 REGULAR SEASON RESULTS (8-5-1)

Coach: Paul Brown

Top Draft Choice: E Robert Crespino

### 1961 USUAL STARTING LINEUPS

#### Offense

LE	88	R. Kreitling, 42 B. Crespino
LT	77	Dick Schafrauth
LG	64	Jim Ray Smith
C	56	John Morrow
RG	60	John Wooten
RT	74	Mike McCormack
RE	86	Gern Nagler
WR	26	Ray Renfro
QB	16	Milt Plum
RB	49	B. Mitchell, 22 T. Watkins
RB	32	Jim Brown

#### Defense

LDE	82	Jim Houston
LDT	79	Bob Gain
RDT	72	F. Peters, 68 L. Stephens
RDE	84	Paul Wiggins
LLB	50	V. Costello, 35 G. Fiss
MLB	52	Dave Lloyd
RLB	34	Walt Michaels
LCB	30	Bernie Parnish
RCB	44	Jim Shofner
LS	46	Don Fleming
RS	24	Bobby Franklin

<b>Net Yards Rushing</b>	<b>2,163</b>	<b>1,605</b>
Avg. Per Game	154.5	114.6
Total Rushes	476	411
<b>Net Yards Passing</b>	<b>2,374</b>	<b>2,526</b>
Avg. Per Game	169.6	180.4
Sacked/Yards Lost	0/164	0/305
Gross Yards	2,538	2,831
Attempts/Completions	320/185	358/200
Completion Pct.	57.8%	55.9%
Had Intercepted	13	20
<b>Punts/Avg.</b>	<b>53/43.3</b>	<b>54/42.9</b>
<b>Net Punting Avg.</b>	<b>53/39.3</b>	<b>54/37.6</b>
<b>Penalties/Yards Lost</b>	<b>47/455</b>	<b>38/367</b>
<b>Fumbles/Ball Lost</b>	<b>28/20</b>	<b>23/18</b>
<b>Touchdowns</b>	<b>39</b>	<b>34</b>
Rushing	15	16
Passing	20	16
Returns	4	2
<b>Avg. Time Of Possession</b>	<b>—</b>	<b>—</b>

Brown, Jim	46	459	10.0	77t	2
Mitchell, Bobby	32	368	11.5	52t	3
Kreitling, Rich	21	229	10.9	19	3
Nagler, Gern	19	241	12.7	21t	1
Clarke, Leon	11	211	19.2	41t	2
Watkins, Tom	4	66	16.5	35	1
Ferguson, Charles	2	68	34.0	60t	1
Crespino, Bob	2	62	31.0	49	1
<b>Browns</b>	<b>185</b>	<b>2,538</b>	<b>13.7</b>	<b>77t</b>	<b>20</b>
<b>Opponents</b>	<b>200</b>	<b>2,831</b>	<b>14.2</b>	<b>88t</b>	<b>16</b>

<b>Interceptions</b>	<b>No</b>	<b>Yds</b>	<b>Avg</b>	<b>LG</b>	<b>TD</b>
Parrish, Bernie	7	40	5.7	15	0
Shofner, Jim	5	8	1.6	5	0
Fleming, Don	3	62	20.7	41	0
Franklin, Bobby	2	20	10.0	20	0
Michaels, Walter	2	17	8.5	15	0
Fiss, Galen	1	13	13.0	13	0
<b>Browns</b>	<b>20</b>	<b>160</b>	<b>8.0</b>	<b>41</b>	<b>0</b>
<b>Opponents</b>	<b>13</b>	<b>302</b>	<b>23.2</b>	<b>50</b>	<b>1</b>

<b>Score By Periods</b>	<b>1st</b>	<b>2nd</b>	<b>3rd</b>	<b>4th</b>	<b>OT</b>	<b>Tot.</b>
<b>Browns</b>	<b>91</b>	<b>78</b>	<b>43</b>	<b>107</b>	<b>0</b>	<b>- 319</b>
<b>Opponents</b>	<b>41</b>	<b>62</b>	<b>57</b>	<b>110</b>	<b>0</b>	<b>- 270</b>

#### Scoring

<b>Browns</b>	<b>91</b>	<b>78</b>	<b>43</b>	<b>107</b>	<b>0</b>	<b>- 319</b>
<b>Opponents</b>	<b>41</b>	<b>62</b>	<b>57</b>	<b>110</b>	<b>0</b>	<b>- 270</b>

<b>Punting</b>	<b>No</b>	<b>Yds</b>	<b>Avg</b>	<b>In20</b>	<b>TB</b>	<b>LG</b>	<b>BH</b>
Baker, Sam	53	2,296	43.3	0	5	62	0
<b>Browns</b>	<b>53</b>	<b>2,296</b>	<b>43.3</b>	<b>0</b>	<b>5</b>	<b>62</b>	<b>0</b>
<b>Opponents</b>	<b>54</b>	<b>2,314</b>	<b>42.9</b>	<b>0</b>	<b>5</b>	<b>68</b>	<b>0</b>

<b>Punt Returns</b>	<b>No</b>	<b>FC</b>	<b>Yds</b>	<b>Avg</b>	<b>LG</b>	<b>TD</b>
Mitchell, Bobby	14	2	164	11.7	64t	1
Shofner, Jim	14	6	119	8.5	21	0
<b>Browns</b>	<b>28</b>	<b>8</b>	<b>283</b>	<b>10.1</b>	<b>64t</b>	<b>1</b>
<b>Opponents</b>	<b>27</b>	<b>9</b>	<b>213</b>	<b>7.9</b>	<b>47</b>	<b>0</b>

<b>Kickoff Returns</b>	<b>No</b>	<b>Yds</b>	<b>Avg</b>	<b>LG</b>	<b>TD</b>
Mitchell, Bobby	16	428	26.8	91t	1
Powell, Preston	16	321	20.1	36	0
Watkins, Tom	9	226	25.1	47	0
Baker, Sam	3	57	19.0	25	0
Brown, Jim	2	50	25.0	26	0
Stephens, Larry	1	15	15.0	15	0
Fichtner, Ross	1	11	11.0	11	0
Linden, Errol	1	5	5.0	5	0
Brewer, Johnny	1	2	2.0	2	0
<b>Browns</b>	<b>50</b>	<b>1,115</b>	<b>22.3</b>	<b>91t</b>	<b>1</b>
<b>Opponents</b>	<b>56</b>	<b>1,465</b>	<b>26.2</b>	<b>105t</b>	<b>1</b>

<b>Field Goals</b>	<b>1-19</b>	<b>20-29</b>	<b>30-39</b>	<b>40-49</b>	<b>50+</b>	<b>Tot.</b>
<b>Browns</b>	<b>0/0</b>	<b>0/0</b>	<b>0/0</b>	<b>0/0</b>	<b>0/0</b>	<b>0/0</b>
<b>Opponents</b>	<b>0/0</b>	<b>0/0</b>	<b>0/0</b>	<b>0/0</b>	<b>0/0</b>	<b>0/0</b>

<b>Date</b>	<b>Result</b>	<b>Opponent</b>	<b>Att.</b>
09-17	L 20-27	at Philadelphia Eagles	60,671
09-24	W 20-17	St. Louis Cardinals	50,443
10-01	W 25-7	Dallas Cowboys	43,638
10-08	W 31-7	Washington Redskins	46,186
10-15	L 17-49	Green Bay Packers	75,042
10-22	W 30-28	at Pittsburgh Steelers	29,266
10-29	W 21-10	at St. Louis Cardinals	26,696
11-05	L 13-17	Pittsburgh Steelers	62,723
11-12	W 17-6	at Washington Redskins	28,975
11-19	W 45-24	Philadelphia Eagles	68,399
11-26	L 21-37	New York Giants	80,455
12-03	W 38-17	at Dallas Cowboys	23,500
12-10	L 14-17	at Chicago Bears	38,717
12-17	T 7-7	at New York Giants	61,084

<b>Team Statistics</b>	<b>Browns</b>	<b>Opponent</b>
<b>Total First Downs</b>	<b>246</b>	<b>243</b>
Rushing	116	87
Passing	120	146
Penalty	10	10
3rd Down: Made/Att	0/0	0/0
3rd Down Pct.	0.0%	0.0%
4th Down: Made/Att	0/0	0/0
4th Down Pct.	0.0%	0.0%
<b>Total Net Yards</b>	<b>4,537</b>	<b>4,131</b>
Avg. Per Game	324.1	295.1
Total Plays	796	769
Avg. Per Play	5.7	5.4

<b>Rushing</b>	<b>No</b>	<b>Yds</b>	<b>Avg</b>	<b>LG</b>	<b>TD</b>
Brown, Jim	305	1,408	4.6	38	8
Mitchell, Bobby	101	548	5.4	56t	5
Watkins, Tom	43	209	4.9	21	0
Plum, Milt	24	-17	-0.7	14	1
Franklin, Bobby	1	12	12.0	12t	1
Powell, Preston	1	5	5.0	5	0
Dawson, Len	1	-10	-10.0	-10	0
Kreitling, Rich	0	4	0.0	4	0
McCormack, Mike	0	4	0.0	4	0
<b>Browns</b>	<b>476</b>	<b>2,163</b>	<b>4.5</b>	<b>56t</b>	<b>15</b>
<b>Opponents</b>	<b>411</b>	<b>1,605</b>	<b>3.9</b>	<b>47</b>	<b>16</b>

<b>Receiving</b>	<b>No</b>	<b>Yds</b>	<b>Avg</b>	<b>LG</b>	<b>TD</b>
Renfro, Ray	48	834	17.4	57	6

<b>Passing</b>	<b>Att</b>	<b>Cmp</b>	<b>Yds</b>	<b>Pct</b>	<b>Av/At</b>	<b>TD</b>	<b>TD%</b>	<b>Int</b>	<b>Int%</b>	<b>LG</b>	<b>Thld</b>	<b>Rating</b>
Plum, Milt	302	177	2,416	58.6	8.00	18	6.0	10	3.3	77t	0/145	90.3
Dawson, Len	15	7	85	46.7	5.67	1	6.7	3	20.0	17t	0/19	47.2
Brown, Jim	3	1	37	33.3	12.33	1	33.3	0	0.0	37t	0/0	120.8
<b>Browns</b>	<b>320</b>	<b>185</b>	<b>2,538</b>	<b>57.8</b>	<b>7.93</b>	<b>20</b>	<b>6.3</b>	<b>13</b>	<b>4.1</b>	<b>77t</b>	<b>0/164</b>	<b>87.2</b>
<b>Opponents</b>	<b>358</b>	<b>200</b>	<b>2,831</b>	<b>55.9</b>	<b>7.91</b>	<b>16</b>	<b>4.5</b>	<b>20</b>	<b>5.6</b>	<b>88t</b>	<b>0/305</b>	<b>73.2</b>



# YEAR BY YEAR

## 1962 REGULAR SEASON RESULTS (7-6-1)

**Coach: Paul Brown**

**Top Draft Choice: E Gary Collins**

### 1962 USUAL STARTING LINEUPS

#### Offense

WR	88	Rich Kreitling
LT	77	Dick Schafraath
LG	64	Jim Ray Smith
C	56	John Morrow
RG	60	J. Wooten, 66 G. Hickerson
RT	74	Mike McCormack
TE	83	J. Brewer, 81 L. Clarke
WR	26	Ray Renfro
QB	13	F. Ryan, 15 J. Ninowski
RB	49	T. Wilson, 36 C. Scales
RB	32	Jim Brown

#### Defense

LDE	84	Paul Wiggan
LDT	79	Bob Gain
RDT	72	Floyd Peters
RDE	80	Bill Glass
LLB	35	Galen Fiss
MLB	50	Vince Costello
RLB	52	Mike Lucci
LCB	30	Bernie Parrish
RCB	44	Jim Shofner
LS	20	Ross Fichtner
RS	24	B. Franklin, 46 D. Fleming

<b>Net Yards Rushing</b>	<b>1,772</b>	<b>1,940</b>
Avg. Per Game	126.6	138.6
Total Rushes	414	466
<b>Net Yards Passing</b>	<b>2,534</b>	<b>1,984</b>
Avg. Per Game	181.0	141.7
Sacked/Yards Lost	0/213	0/293
Gross Yards	2,747	2,277
Attempts/Completions	370/200	341/189
Completion Pct.	54.1%	55.4%
Had Intercepted	16	24
<b>Punts/Avg.</b>	<b>45/42.8</b>	<b>56/40.6</b>
<b>Net Punting Avg.</b>	<b>45/40.1</b>	<b>56/38.6</b>
<b>Penalties/Yards Lost</b>	<b>56/600</b>	<b>53/547</b>
<b>Fumbles/Ball Lost</b>	<b>24/17</b>	<b>23/13</b>
<b>Touchdowns</b>	<b>36</b>	<b>34</b>
Rushing	18	17
Passing	17	15
Returns	1	2
<b>Avg. Time Of Possession</b>	<b>-</b>	<b>-</b>

Wilson, Tom	8	110	13.8	42	0
Scales, Charley	8	67	8.4	22	0
Crespino, Bob	2	13	6.5	9	0
<b>Browns</b>	<b>200</b>	<b>2,747</b>	<b>13.7</b>	<b>651</b>	<b>17</b>
<b>Opponents</b>	<b>189</b>	<b>2,277</b>	<b>12.0</b>	<b>501</b>	<b>15</b>

<b>Interceptions</b>	<b>No</b>	<b>Yds</b>	<b>Avg</b>	<b>LG</b>	<b>TD</b>
Fichtner, Ross	7	76	10.9	31	0
Shofner, Jim	4	86	21.5	35	0
Fiss, Galen	4	81	20.3	40	0
Costello, Vince	3	40	13.3	22	0
Parrish, Bernie	2	37	18.5	37	0
Fleming, Don	2	13	6.5	13	0
Franklin, Bobby	1	10	10.0	10	0
Peters, Floyd	1	9	9.0	9	0
<b>Browns</b>	<b>24</b>	<b>352</b>	<b>14.7</b>	<b>40</b>	<b>0</b>
<b>Opponents</b>	<b>16</b>	<b>161</b>	<b>10.1</b>	<b>39</b>	<b>0</b>

<b>Punting</b>	<b>No</b>	<b>Yds</b>	<b>Avg</b>	<b>In20</b>	<b>TD</b>	<b>LG</b>	<b>Blk</b>
Collins, Gary	45	1,926	42.8	0	4	64	0
<b>Browns</b>	<b>45</b>	<b>1,926</b>	<b>42.8</b>	<b>0</b>	<b>4</b>	<b>64</b>	<b>0</b>
<b>Opponents</b>	<b>56</b>	<b>2,271</b>	<b>40.6</b>	<b>0</b>	<b>5</b>	<b>78</b>	<b>0</b>

<b>Score By Periods</b>	<b>1st</b>	<b>2nd</b>	<b>3rd</b>	<b>4th</b>	<b>OT</b>	<b>Tot.</b>
<b>Browns</b>	<b>50</b>	<b>79</b>	<b>60</b>	<b>102</b>	<b>0</b>	<b>- 291</b>
<b>Opponents</b>	<b>44</b>	<b>54</b>	<b>80</b>	<b>79</b>	<b>0</b>	<b>- 257</b>

<b>Punt Returns</b>	<b>No</b>	<b>FG</b>	<b>Yds</b>	<b>Avg</b>	<b>LG</b>	<b>TD</b>
Cassady, Howard	7	3	47	6.7	13	0
Shofner, Jim	8	11	33	4.1	9	0
Green, Ernie	5	4	31	6.2	10	0
<b>Browns</b>	<b>20</b>	<b>18</b>	<b>111</b>	<b>5.6</b>	<b>13</b>	<b>0</b>
<b>Opponents</b>	<b>15</b>	<b>16</b>	<b>121</b>	<b>8.1</b>	<b>38</b>	<b>0</b>

<b>Scoring</b>	<b>1st</b>	<b>2nd</b>	<b>3rd</b>	<b>4th</b>	<b>OT</b>	<b>Tot.</b>
<b>Browns</b>	<b>13</b>	<b>5</b>	<b>0</b>	<b>0</b>	<b>0</b>	<b>0 108</b>
Graza, Lou	0	0	0	33/35	0	14/31 0 75
Renfro, Ray	0	4	0	0/0	0	0/0 0 24
Kreitling, Rich	0	3	0	0/0	0	0/0 0 18
Scales, Charley	3	0	0	0/0	0	0/0 0 18
Collins, Gary	0	2	0	0/0	0	0/0 0 12
Brewer, Johnny	0	2	0	0/0	0	0/0 0 12
Costello, Vince	0	0	1	0/0	0	0/0 0 6
Wilson, Tom	1	0	0	0/0	0	0/0 0 6
Green, Ernie	0	1	0	0/0	0	0/0 0 6
Ryan, Frank	1	0	0	0/0	0	0/0 0 6
Team, Stat	0	0	0	0/1	0	0/0 0 0
<b>Browns</b>	<b>18</b>	<b>17</b>	<b>1</b>	<b>0</b>	<b>33/36</b>	<b>0 14/31 0 291</b>
<b>Opponents</b>	<b>17</b>	<b>15</b>	<b>2</b>	<b>0</b>	<b>32/34</b>	<b>0 7/14 0 257</b>

<b>Kickoff Returns</b>	<b>No</b>	<b>Yds</b>	<b>Avg</b>	<b>LG</b>	<b>TD</b>
Green, Ernie	13	250	19.2	41	0
Wilson, Tom	11	307	27.9	46	0
Cassady, Howard	10	233	23.3	33	0
Scales, Charley	9	154	17.1	22	0
Tidmore, Sam	2	39	19.5	31	0
Collins, Gary	1	0	0.0	0	0
<b>Browns</b>	<b>46</b>	<b>983</b>	<b>21.4</b>	<b>46</b>	<b>0</b>
<b>Opponents</b>	<b>49</b>	<b>1,098</b>	<b>22.4</b>	<b>66</b>	<b>0</b>

<b>Rushing</b>	<b>No</b>	<b>Yds</b>	<b>Avg</b>	<b>LG</b>	<b>TD</b>
Brown, Jim	230	996	4.3	31	13
Scales, Charley	56	239	4.3	27	3
Wilson, Tom	46	141	3.1	17	1
Ryan, Frank	42	242	5.8	39	1
Green, Ernie	31	139	4.5	45	0
Ninowski, Jim	9	15	1.7	7	0
<b>Browns</b>	<b>414</b>	<b>1,772</b>	<b>4.3</b>	<b>45</b>	<b>18</b>
<b>Opponents</b>	<b>466</b>	<b>1,940</b>	<b>4.2</b>	<b>27</b>	<b>17</b>

<b>Field Goals</b>	<b>1-19</b>	<b>20-29</b>	<b>30-39</b>	<b>40-49</b>	<b>50+</b>	<b>Tot.</b>
<b>Browns</b>	<b>0/0</b>	<b>0/0</b>	<b>0/0</b>	<b>0/0</b>	<b>0/0</b>	<b>0/0</b>
<b>Opponents</b>	<b>0/0</b>	<b>0/0</b>	<b>0/0</b>	<b>0/0</b>	<b>0/0</b>	<b>0/0</b>

<b>Date</b>	<b>Result</b>	<b>Opponent</b>	<b>Att.</b>
09-16	W 17-7	New York Giants	81,115
09-23	L 16-17	Washington Redskins	57,491
09-30	L 7-35	at Philadelphia Eagles	60,671
10-07	W 19-10	Dallas Cowboys	44,040
10-14	L 14-36	Baltimore Colts	80,132
10-21	W 34-7	at St. Louis Cardinals	23,256
10-28	W 41-14	at Pittsburgh Steelers	35,417
11-04	L 14-14	Philadelphia Eagles	63,848
11-11	L 9-17	at Washington Redskins	48,169
11-18	W 38-14	St. Louis Cardinals	41,815
11-25	W 35-14	Pittsburgh Steelers	53,601
12-02	L 21-45	at Dallas Cowboys	24,226
12-09	L 13-17	at New York Giants	62,794
12-15	W 13-10	at San Francisco 49ers	35,274

<b>Team Statistics</b>	<b>Browns</b>	<b>Opponent</b>
<b>Total First Downs</b>	<b>252</b>	<b>263</b>
Rushing	105	122
Passing	133	125
Penalty	14	16
3rd Down: Made/Att	0/0	0/0
3rd Down Pct.	0.0%	0.0%
4th Down: Made/Att	0/0	0/0
4th Down Pct.	0.0%	0.0%
<b>Total Net Yards</b>	<b>4,306</b>	<b>3,924</b>
Avg. Per Game	307.6	280.3
Total Plays	784	807
Avg. Per Play	5.5	4.9

<b>Passing</b>	<b>Att</b>	<b>Cmp</b>	<b>Yds</b>	<b>Pct</b>	<b>Av/At</b>	<b>TD</b>	<b>TD%</b>	<b>Int</b>	<b>Int%</b>	<b>LG</b>	<b>Tkld</b>	<b>Rating</b>
Ryan, Frank	194	112	1,541	57.7	7.94	10	5.2	7	3.6	65t	0/156	85.4
Ninowski, Jim	173	87	1,178	50.3	6.81	7	4.0	8	4.6	53t	0/57	66.6
Brown, Jim	2	1	28	50.0	14.00	0	0.0	0	0.0	28	0/0	95.8
Scales, Charley	1	0	0	0.0	0.00	0	0.0	1	100.0	0	0/0	0.0
<b>Browns</b>	<b>370</b>	<b>200</b>	<b>2,747</b>	<b>54.1</b>	<b>7.42</b>	<b>17</b>	<b>4.6</b>	<b>16</b>	<b>4.3</b>	<b>65t</b>	<b>0/213</b>	<b>75.4</b>
<b>Opponents</b>	<b>341</b>	<b>189</b>	<b>2,277</b>	<b>55.4</b>	<b>6.68</b>	<b>15</b>	<b>4.4</b>	<b>24</b>	<b>7.0</b>	<b>50t</b>	<b>0/293</b>	<b>61.4</b>

# YEAR BY YEAR

## 1963 REGULAR SEASON RESULTS (10-4)

**Coach: Blanton Collier**  
**Top Draft Choice: E Tom Hutchinson**  
**1963 USUAL STARTING LINEUPS**

**Offense**

WR	88	Rich Kreitling
LT	77	Dick Schafrath
LG	60	John Wooten
C	56	John Morrow
RG	66	Gene Hickerson
RT	70	John Brown
TE	83	Johnny Brewer
WR	86	Gary Collins
QB	13	Frank Ryan
RB	48	E. Green, 34 K. Webb
RB	32	Jim Brown

**Defense**

LDE	84	Paul Wiggins
LDT	79	Bob Gain
RDT	78	Frank Parker
RDE	80	Bill Glass
LLB	82	Jim Houston
MLB	50	Vince Costello
RLB	35	Galen Fiss
LCB	30	Bernie Parrish
RCB	44	Jim Shofer
LS	23	Larry Benz
RS	20	Ross Fichtner

Total Plays	807	860
Avg. Per Play	6.0	4.8
<b>Net Yards Rushing</b>	<b>2,639</b>	<b>1,651</b>
Avg. Per Game	188.5	117.9
Total Rushes	460	423
<b>Net Yards Passing</b>	<b>2,217</b>	<b>2,475</b>
Avg. Per Game	158.4	176.8
Sacked/Yards Lost	25/232	29/243
Gross Yards	2,449	2,718
Attempts/Completions	322/164	408/208
Completion Pct.	50.9%	51.0%
Had Intercepted	20	22
<b>Punts/Avg.</b>	<b>54/40.0</b>	<b>57/43.7</b>
<b>Net Punting Avg.</b>	<b>54/36.0</b>	<b>57/38.7</b>
<b>Penalties/Yards Lost</b>	<b>52/609</b>	<b>63/592</b>
<b>Fumbles/Ball Lost</b>	<b>25/17</b>	<b>13/10</b>
<b>Touchdowns</b>	<b>43</b>	<b>30</b>
Rushing	15	10
Passing	27	16
Returns	1	4
<b>Avg. Time Of Possession</b>	<b>-</b>	<b>-</b>

Renfro, Ray	4	82	20.5	39t	1
Crespiño, Bob	2	22	11.0	18	1
Webb, Ken	2	2	1.0	5	0
Scales, Charley	1	13	13.0	13	0
Ryan, Frank	0	-1	0.0	-1	0
<b>Browns</b>	<b>164</b>	<b>2,449</b>	<b>14.9</b>	<b>83t</b>	<b>27</b>
<b>Opponents</b>	<b>208</b>	<b>2,718</b>	<b>13.1</b>	<b>99t</b>	<b>16</b>

**Interceptions**

No	Yds	Avg	LG	TD	
Costello, Vince	7	118	16.9	31	0
Benz, Larry	7	114	16.3	38	0
Fichtner, Ross	2	75	37.5	39	1
Franklin, Bobby	2	26	13.0	14	0
Fiss, Galen	2	8	4.0	6	0
Wiggin, Paul	1	2	2.0	2	0
Houston, Jim	1	0	0.0	0	0
<b>Browns</b>	<b>22</b>	<b>343</b>	<b>15.6</b>	<b>39</b>	<b>1</b>
<b>Opponents</b>	<b>20</b>	<b>317</b>	<b>15.9</b>	<b>55</b>	<b>1</b>

**Punting**

No	Yds	Avg	In20	TB	LG	BH	
Collins, Gary	54	2,160	40.0	0	4	73	0
<b>Browns</b>	<b>54</b>	<b>2,160</b>	<b>40.0</b>	<b>0</b>	<b>4</b>	<b>73</b>	<b>0</b>
<b>Opponents</b>	<b>57</b>	<b>2,492</b>	<b>43.7</b>	<b>0</b>	<b>3</b>	<b>69</b>	<b>0</b>

**Score By Periods**

1st	2nd	3rd	4th	OT	Tot.
<b>Browns</b>	<b>85</b>	<b>112</b>	<b>40</b>	<b>106</b>	<b>0 - 343</b>
<b>Opponents</b>	<b>60</b>	<b>91</b>	<b>60</b>	<b>51</b>	<b>0 - 262</b>

**Scoring**

Ru	Pa	Rt	Df	PAT	2Pt	2Pt	FG	Sa	Pt	
Brown, Jim	12	3	0	0	0/0	0	0	0/0	0	90
Groza, Lou	0	0	0	0	40/43	0	0	15/23	0	85
Collins, Gary	0	13	0	0	0/0	0	0	0/0	0	78
Kreitling, Rich	0	6	0	0	0/0	0	0	0/0	0	36
Green, Ernie	0	3	0	0	0/0	0	0	0/0	0	18
Ryan, Frank	2	0	0	0	0/0	0	0	0/0	0	12
Crespiño, Bob	0	1	0	0	0/0	0	0	0/0	0	6
Scales, Charley	1	0	0	0	0/0	0	0	0/0	0	6
Renfro, Ray	0	1	0	0	0/0	0	0	0/0	0	6
Fichtner, Ross	0	0	1	0	0/0	0	0	0/0	0	6
<b>Browns</b>	<b>15</b>	<b>27</b>	<b>1</b>	<b>0</b>	<b>40/43</b>	<b>0</b>	<b>0</b>	<b>15/23</b>	<b>0</b>	<b>343</b>
<b>Opponents</b>	<b>10</b>	<b>16</b>	<b>4</b>	<b>0</b>	<b>29/30</b>	<b>0</b>	<b>0</b>	<b>17/35</b>	<b>1</b>	<b>262</b>

**Punt Returns**

No	FC	Yds	Avg	LG	TD	
Shorter, Jim	7	2	134	19.1	52	0
Green, Ernie	6	11	79	13.2	55	0
Shofner, Jim	9	2	41	4.6	15	0
Parrish, Bernie	3	1	31	10.3	21	0
<b>Browns</b>	<b>25</b>	<b>16</b>	<b>285</b>	<b>11.4</b>	<b>55</b>	<b>0</b>
<b>Opponents</b>	<b>22</b>	<b>16</b>	<b>216</b>	<b>9.8</b>	<b>29</b>	<b>0</b>

Date	Result	Opponent	Att.
09-15	W 37-14	Washington Redskins	57,618
09-22	W 41-24	at Dallas Cowboys	28,710
09-29	W 20-6	Los Angeles Rams	54,713
10-05	W 35-23	Pittsburgh Steelers	84,684
10-13	W 35-24	at New York Giants	62,956
10-20	W 37-7	Philadelphia Eagles	75,174
10-27	L 6-33	New York Giants	84,213
11-03	W 23-17	at Philadelphia Eagles	60,671
11-10	L 7-9	at Pittsburgh Steelers	54,497
11-17	L 14-20	St. Louis Cardinals	75,932
11-24	W 27-17	Dallas Cowboys	55,096
12-01	W 24-10	at St. Louis Cardinals	32,531
12-08	L 10-38	at Detroit Lions	51,382
12-15	W 27-20	at Washington Redskins	40,865

**Playoff Bowl**

01-05	L 23-40	Green Bay Packers	54,921
-------	---------	-------------------	--------

**Team Statistics**

<b>Browns</b>	<b>Opponent</b>	
<b>Total First Downs</b>	<b>252</b>	<b>242</b>
Rushing	135	99
Passing	100	129
Penalty	17	14
3rd Down: Made/Att	0/0	0/0
3rd Down Pct.	0.0%	0.0%
4th Down: Made/Att	0/0	0/0
4th Down Pct.	0.0%	0.0%
<b>Total Net Yards</b>	<b>4,856</b>	<b>4,126</b>
Avg. Per Game	346.9	294.7

**Rushing**

No	Yds	Avg	LG	TD	
Brown, Jim	291	1,863	6.4	80t	12
Green, Ernie	87	526	6.0	73	0
Ryan, Frank	62	224	3.6	25	2
Webb, Ken	12	58	4.8	19	0
Ninowski, Jim	5	-19	-3.8	2	0
Scales, Charley	2	-3	-1.5	2t	1
Franklin, Bobby	1	-10	-10.0	-10	0
<b>Browns</b>	<b>460</b>	<b>2,639</b>	<b>5.7</b>	<b>80t</b>	<b>15</b>
<b>Opponents</b>	<b>423</b>	<b>1,651</b>	<b>3.9</b>	<b>32</b>	<b>10</b>

**Receiving**

No	Yds	Avg	LG	TD	
Collins, Gary	43	674	15.7	49t	13
Brewer, Johnny	29	454	15.7	55	0
Green, Ernie	28	305	10.9	35	3
Brown, Jim	24	268	11.2	83t	3
Kreitling, Rich	22	386	17.5	45	6
Hutchinson, Tom	9	244	27.1	70	0

**Kickoff Returns**

No	Yds	Avg	LG	TD	
Green, Ernie	18	394	21.9	34	0
Scales, Charley	16	432	27.0	50	0
Shorter, Jim	9	219	24.3	49	0
Franklin, Bobby	2	33	16.5	19	0
Webb, Ken	1	12	12.0	12	0
Tidmore, Sam	1	5	5.0	5	0
Morrow, John	1	4	4.0	4	0
Shofner, Jim	1	0	0.0	0	0
Benz, Larry	1	0	0.0	0	0
<b>Browns</b>	<b>50</b>	<b>1,099</b>	<b>22.0</b>	<b>50</b>	<b>0</b>
<b>Opponents</b>	<b>58</b>	<b>1,424</b>	<b>24.6</b>	<b>92t</b>	<b>1</b>

**Field Goals**

1-19	20-29	30-39	40-49	50+	Tot.	
<b>Browns</b>	0/0	0/0	0/0	0/0	0/0	0/0
<b>Opponents</b>	0/0	0/0	0/0	0/0	0/0	0/0

<b>Passing</b>	<b>Att</b>	<b>Cmp</b>	<b>Yds</b>	<b>Pct</b>	<b>Av/At</b>	<b>TD</b>	<b>TD%</b>	<b>Int</b>	<b>Int%</b>	<b>LG</b>	<b>Thld</b>	<b>Rating</b>
Ryan, Frank	256	135	2,038	52.7	7.96	25	9.8	13	5.1	83t	20/179	90.6
Ninowski, Jim	61	29	423	47.5	6.93	2	3.3	6	9.8	70	4/45	41.9
Brown, Jim	4	0	0	0.0	0.00	0	0.0	0	0.0	0	1/8	39.6
Groza, Lou	1	0	0	0.0	0.00	0	0.0	1	100.0	0	0/0	0.0
<b>Browns</b>	<b>322</b>	<b>164</b>	<b>2,461</b>	<b>50.9</b>	<b>7.64</b>	<b>27</b>	<b>8.4</b>	<b>20</b>	<b>6.2</b>	<b>83t</b>	<b>25/232</b>	<b>78.4</b>
<b>Opponents</b>	<b>408</b>	<b>208</b>	<b>2,718</b>	<b>51.0</b>	<b>6.66</b>	<b>16</b>	<b>3.9</b>	<b>22</b>	<b>5.4</b>	<b>99t</b>	<b>29/243</b>	<b>62.9</b>



## 1964 REGULAR SEASON RESULTS (10-3-1)

**Coach:** Blanton Collier

**Top Draft Choice:** WR Paul Warfield

### 1964 USUAL STARTING LINEUPS

#### Offense

WR	42	Paul Warfield
LT	77	Dick Schafrath
LG	60	John Wooten
C	56	John Morrow
RG	66	Gene Hickerson
RT	70	John Brown
TE	83	J. Brewer, 87 T. Hutchinson
WR	86	Gary Collins
QB	13	Frank Ryan
RB	48	Ernie Green
RB	32	Jim Brown

#### Defense

LDE	84	Paul Wiggin
LDT	74	Dick Modzelewski
RDT	69	Jim Kanicki
RDE	80	Bill Glass
LLB	82	Jim Houston
MLB	50	Vince Costello
RLB	35	Galen Fiss
LCB	30	Bernie Parrish
RCB	49	Walter Beach
LS	23	Larry Benz
RS	24	B. Franklin, 22 L. Caylor

Total Plays	807	894
Avg. Per Play	5.6	5.3
<b>Net Yards Rushing</b>	<b>2,163</b>	<b>2,012</b>
Avg. Per Game	154.5	143.7
Total Rushes	435	465
<b>Net Yards Passing</b>	<b>2,323</b>	<b>2,710</b>
Avg. Per Game	165.9	193.6
Sacked/Yards Lost	28/219	28/222
Gross Yards	2,542	2,932
Attempts/Completions	344/181	401/230
Completion Pct.	52.6%	57.4%
Had Intercepted	19	19
<b>Punts/Avg.</b>	<b>49/41.9</b>	<b>57/39.7</b>
<b>Net Punting Avg.</b>	<b>49/38.1</b>	<b>57/34.4</b>
<b>Penalties/Yards Lost</b>	<b>60/611</b>	<b>64/643</b>
<b>Fumbles/Ball Lost</b>	<b>15/7</b>	<b>30/21</b>
<b>Touchdowns</b>	<b>50</b>	<b>36</b>
Rushing	14	18
Passing	28	18
Returns	8	0
<b>Avg. Time Of Possession</b>	<b>-</b>	<b>-</b>

<b>Receiving</b>	<b>No</b>	<b>Yds</b>	<b>Avg</b>	<b>LG</b>	<b>TD</b>
Warfield, Paul	52	920	17.7	62t	9
Brown, Jim	36	340	9.4	40t	2
Collins, Gary	35	544	15.5	43	8
Brewer, Johnny	25	338	13.5	41	3
Green, Ernie	25	283	11.3	32	4
McNeil, Clifton	4	69	17.3	28	1
Hutchinson, Tom	3	24	8.0	12	0
Roberts, Walter	1	24	24.0	24t	1
<b>Browns</b>	<b>181</b>	<b>2,542</b>	<b>14.0</b>	<b>62t</b>	<b>28</b>
<b>Opponents</b>	<b>230</b>	<b>2,932</b>	<b>12.7</b>	<b>92t</b>	<b>18</b>

<b>Interceptions</b>	<b>No</b>	<b>Yds</b>	<b>Avg</b>	<b>LG</b>	<b>TD</b>
Parrish, Bernie	4	98	24.5	54t	1
Beach, Walter	4	81	20.3	65t	1
Benz, Larry	4	67	16.8	45	0
Houston, Jim	2	86	43.0	44	1
Fichtner, Ross	2	67	33.5	64	0
Costello, Vince	2	21	10.5	20	0
Fiss, Galen	1	24	24.0	24	0
<b>Browns</b>	<b>19</b>	<b>444</b>	<b>23.4</b>	<b>65t</b>	<b>3</b>
<b>Opponents</b>	<b>19</b>	<b>154</b>	<b>8.1</b>	<b>27</b>	<b>0</b>

<b>Score By Periods</b>	<b>1st</b>	<b>2nd</b>	<b>3rd</b>	<b>4th</b>	<b>OT</b>	<b>Tot.</b>
<b>Browns</b>	<b>61</b>	<b>123</b>	<b>107</b>	<b>124</b>	<b>0</b>	<b>- 415</b>
<b>Opponents</b>	<b>57</b>	<b>85</b>	<b>69</b>	<b>82</b>	<b>0</b>	<b>- 293</b>

<b>Scoring</b>	<b>Ru</b>	<b>Pa</b>	<b>Rt</b>	<b>DI</b>	<b>PAT</b>	<b>2Ru2Pa</b>	<b>FG</b>	<b>SaI</b>	<b>TP</b>	
Groza, Lou	0	0	0	0	49/50	0	0	22/33	0	115
Green, Ernie	6	4	0	0	0/0	0	0	0/0	0	64
Brown, Jim	7	2	0	0	0/0	0	0	0/0	0	50
Warfield, Paul	0	9	0	0	0/0	0	0	0/0	0	54
Collins, Gary	0	8	0	0	0/0	0	0	0/0	0	48
Brewer, Johnny	0	3	0	0	0/0	0	0	0/0	0	18
Roberts, Walter	0	1	0	0	0/0	0	0	0/0	0	6
Parrish, Bernie	0	0	1	0	0/0	0	0	0/0	0	6
Scales, Charley	0	0	1	0	0/0	0	0	0/0	0	6
Kelly, Leroy	0	0	1	0	0/0	0	0	0/0	0	6
Ryan, Frank	1	0	0	0	0/0	0	0	0/0	0	6
Williams, Sidney	0	1	0	0	0/0	0	0	0/0	0	6
Shoais, Roger	0	0	1	0	0/0	0	0	0/0	0	6
Houston, Jim	0	0	1	0	0/0	0	0	0/0	0	6
Wiggin, Paul	0	0	1	0	0/0	0	0	0/0	0	6
McNeil, Clifton	0	1	0	0	0/0	0	0	0/0	0	6
Beach, Walter	0	0	1	0	0/0	0	0	0/0	0	6
<b>Browns</b>	<b>14</b>	<b>28</b>	<b>8</b>	<b>0</b>	<b>49/50</b>	<b>0</b>	<b>0</b>	<b>22/33</b>	<b>0</b>	<b>415</b>
<b>Opponents</b>	<b>18</b>	<b>18</b>	<b>0</b>	<b>0</b>	<b>32/35</b>	<b>0</b>	<b>0</b>	<b>15/23</b>	<b>0</b>	<b>293</b>

<b>Punting</b>	<b>No</b>	<b>Yds</b>	<b>Avg</b>	<b>In20</b>	<b>TB</b>	<b>LG</b>	<b>Blk</b>
Collins, Gary	48	2,016	42.0	0	5	58	0
Franklin, Bobby	1	36	36.0	0	0	36	0
<b>Browns</b>	<b>49</b>	<b>2,052</b>	<b>41.9</b>	<b>0</b>	<b>5</b>	<b>58</b>	<b>0</b>
<b>Opponents</b>	<b>57</b>	<b>2,265</b>	<b>39.7</b>	<b>0</b>	<b>5</b>	<b>60</b>	<b>1</b>

<b>Punt Returns</b>	<b>No</b>	<b>FC</b>	<b>Yds</b>	<b>Avg</b>	<b>LG</b>	<b>TD</b>
Kelly, Leroy	9	7	171	19.0	68t	1
Roberts, Walter	10	6	132	13.2	40	0
Williams, Sidney	1	0	0	0.0	0	0
<b>Browns</b>	<b>20</b>	<b>13</b>	<b>303</b>	<b>15.1</b>	<b>68t</b>	<b>1</b>
<b>Opponents</b>	<b>20</b>	<b>8</b>	<b>183</b>	<b>9.1</b>	<b>53</b>	<b>0</b>

<b>Kickoff Returns</b>	<b>No</b>	<b>Yds</b>	<b>Avg</b>	<b>LG</b>	<b>TD</b>
Roberts, Walter	24	661	27.5	60	0
Kelly, Leroy	24	582	24.3	45	0
Scales, Charley	5	75	15.0	24	0
Warfield, Paul	1	4	4.0	4	0
Franklin, Bobby	1	1	1.0	1	0
Clark, Monte	1	0	0.0	0	0
Williams, Sidney	1	0	0.0	0	0
<b>Browns</b>	<b>57</b>	<b>1,323</b>	<b>23.2</b>	<b>60</b>	<b>0</b>
<b>Opponents</b>	<b>75</b>	<b>1,517</b>	<b>20.2</b>	<b>49</b>	<b>0</b>

<b>Field Goals</b>	<b>1-19</b>	<b>20-29</b>	<b>30-39</b>	<b>40-49</b>	<b>50+</b>	<b>Tot.</b>
<b>Browns</b>	<b>0/0</b>	<b>0/0</b>	<b>0/0</b>	<b>0/0</b>	<b>0/0</b>	<b>0/0</b>
<b>Opponents</b>	<b>0/0</b>	<b>0/0</b>	<b>0/0</b>	<b>0/0</b>	<b>0/0</b>	<b>0/0</b>

<b>Date</b>	<b>Result</b>	<b>Opponent</b>	<b>Att.</b>
09-13	W 27-13	at Washington Redskins	47,577
09-20	T 33-33	St. Louis Cardinals	76,954
09-27	W 28-20	at Philadelphia Eagles	60,671
10-04	W 27-6	Dallas Cowboys	72,062
10-10	L 7-23	Pittsburgh Steelers	80,530
10-18	W 20-16	at Dallas Cowboys	37,456
10-25	W 42-20	New York Giants	81,050
11-01	W 30-17	at Pittsburgh Steelers	49,568
11-08	W 34-24	Washington Redskins	76,385
11-15	W 37-21	Detroit Lions	83,064
11-22	L 21-28	at Green Bay Packers	48,065
11-29	W 38-24	Philadelphia Eagles	79,289
12-06	L 19-28	at St. Louis Cardinals	31,585
12-12	W 52-20	at New York Giants	63,007
<b>Championship</b>			
12-27	W 27-0	Baltimore Colts	79,544

<b>Team Statistics</b>	<b>Browns</b>	<b>Opponent</b>	<b>Rushing</b>	<b>No</b>	<b>Yds</b>	<b>Avg</b>	<b>LG</b>	<b>TD</b>
<b>Total First Downs</b>	<b>255</b>	<b>275</b>	Brown, Jim	280	1,446	5.2	71	7
Rushing	119	119	Green, Ernie	109	491	4.5	37t	6
Passing	118	137	Ryan, Frank	37	217	5.9	19	1
Penalty	18	19	Kelly, Leroy	6	12	2.0	5	0
3rd Down: Made/Att	0/0	0/0	Scales, Charley	2	5	2.5	3	0
3rd Down Pct.	0.0%	0.0%	Ninowski, Jim	1	-8	-8.0	-8	0
4th Down: Made/Att	0/0	0/0	<b>Browns</b>	<b>435</b>	<b>2,163</b>	<b>5.0</b>	<b>71</b>	<b>14</b>
4th Down Pct.	0.0%	0.0%	<b>Opponents</b>	<b>465</b>	<b>2,012</b>	<b>4.3</b>	<b>45t</b>	<b>18</b>
<b>Total Net Yards</b>	<b>4,486</b>	<b>4,722</b>						
Avg. Per Game	320.4	337.3						

<b>Passing</b>	<b>Att</b>	<b>Cmp</b>	<b>Yds</b>	<b>Pct</b>	<b>Ay/At</b>	<b>TD</b>	<b>TD%</b>	<b>Int</b>	<b>Int%</b>	<b>LG</b>	<b>Tkld</b>	<b>Rating</b>
Ryan, Frank	334	174	2,404	52.1	7.20	25	7.5	19	5.7	62t	27/207	76.7
Ninowski, Jim	9	6	125	66.7	13.89	2	22.2	0	0.0	41	1/12	149.3
Brown, Jim	1	1	13	100.0	13.00	1	100.0	0	0.0	13t	0/0	158.3
<b>Browns</b>	<b>344</b>	<b>181</b>	<b>2,542</b>	<b>52.6</b>	<b>7.39</b>	<b>28</b>	<b>8.1</b>	<b>19</b>	<b>5.5</b>	<b>62t</b>	<b>28/219</b>	<b>80.8</b>
<b>Opponents</b>	<b>401</b>	<b>230</b>	<b>2,932</b>	<b>57.4</b>	<b>7.31</b>	<b>18</b>	<b>4.5</b>	<b>19</b>	<b>4.7</b>	<b>92t</b>	<b>28/222</b>	<b>75.6</b>

# YEAR BY YEAR

## 1965 REGULAR SEASON RESULTS (11-3)

**Coch:** Blanton Collier

**Top Draft Choice:** T James Garcia

### 1965 USUAL STARTING LINEUPS

#### Offense

WR	27	W. Roberts, 85 C. McNeil
LT	77	Dick Schafath
LG	60	John Wooten
C	56	John Morrow
RG	66	Gene Hickerson
RT	73	Monte Clark
TE	83	Johnny Brewer
WR	86	Gary Collins
QB	13	Frank Ryan
RB	48	Ernie Green
RB	32	Jim Brown

#### Defense

LDE	84	Paul Wiggin
LDT	74	Dick Modzelewski
RDT	69	Jim Kanicki
RDE	80	Bill Glass
LLB	82	J. Houston, 35 G. Fiss
MLB	50	Vince Costello
RLB	67	S. Williams, 35 G. Fiss
LCB	30	Bernie Parrish
RCB	49	W. Beach, 40 E. Barnes
LS	20	Ross Fichtner
RS	23	Larry Benz

Total Plays	836	869
Avg. Per Play	5.3	5.4
<b>Net Yards Rushing</b>	<b>2,331</b>	<b>1,866</b>
Avg. Per Game	166.5	133.3
Total Rushes	476	412
<b>Net Yards Passing</b>	<b>2,067</b>	<b>2,846</b>
Avg. Per Game	147.6	203.3
Sacked/Yards Lost	31/272	38/307
Gross Yards	2,339	3,153
Attempts/Completions	329/160	419/204
Completion Pct.	48.6%	48.7%
Had Intercepted	16	24
<b>Punts/Avg.</b>	<b>69/45.7</b>	<b>69/41.1</b>
<b>Net Punting Avg.</b>	<b>69/41.9</b>	<b>69/34.9</b>
<b>Penalties/Yards Lost</b>	<b>84/976</b>	<b>62/586</b>
<b>Fumbles/Ball Lost</b>	<b>20/9</b>	<b>14/9</b>
<b>Touchdowns</b>	<b>45</b>	<b>43</b>
Rushing	19	11
Passing	23	31
Returns	3	1
<b>Avg. Time Of Possession</b>	<b>-</b>	<b>-</b>

Kelly, Leroy	9	122	13.6	52	0
Hutchinson, Tom	6	113	18.8	24	2
Mcneil, Clifton	3	69	23.0	32	0
Warfield, Paul	3	30	10.0	13	0
Scales, Charley	1	7	7.0	7	0
<b>Browns</b>	<b>160</b>	<b>2,339</b>	<b>14.6</b>	<b>80t</b>	<b>23</b>
<b>Opponents</b>	<b>204</b>	<b>3,153</b>	<b>15.5</b>	<b>87t</b>	<b>31</b>

<b>Interceptions</b>	<b>No</b>	<b>Yds</b>	<b>Avg</b>	<b>LG</b>	<b>TD</b>
Benz, Larry	5	78	15.6	31	0
Fichtner, Ross	4	98	24.5	48	1
Pamsh, Bernie	4	45	11.3	35	0
Costello, Vince	3	33	11.0	23	0
Houston, Jim	2	32	16.0	28	0
Barnes, Erich	1	35	35.0	35	0
Lindsey, Dale	1	11	11.0	11	0
Sczurek, Stan	1	10	10.0	10	0
Fiss, Galen	1	5	5.0	5	0
Glass, Bill	1	0	0.0	0	0
Williams, Sidney	1	0	0.0	0	0
Beach, Walter	0	2	0.0	2	0
<b>Browns</b>	<b>24</b>	<b>349</b>	<b>14.5</b>	<b>48</b>	<b>1</b>
<b>Opponents</b>	<b>16</b>	<b>275</b>	<b>17.2</b>	<b>96t</b>	<b>1</b>

<b>Score By Periods</b>	<b>1st</b>	<b>2nd</b>	<b>3rd</b>	<b>4th</b>	<b>OT</b>	<b>Tot.</b>
<b>Browns</b>	<b>60</b>	<b>114</b>	<b>85</b>	<b>104</b>	<b>0</b>	<b>- 363</b>
<b>Opponents</b>	<b>55</b>	<b>112</b>	<b>68</b>	<b>90</b>	<b>0</b>	<b>- 325</b>

<b>Scoring</b>	<b>Bu</b>	<b>Pa</b>	<b>Rt</b>	<b>Of</b>	<b>PAT</b>	<b>2Ru</b>	<b>2Pa</b>	<b>FG</b>	<b>Saf</b>	<b>TP</b>
Brown, Jim	17	4	0	0	0/0	0	0	0/0	0	126
Groza, Lou	0	0	0	0	45/45	0	0	16/25	0	93
Collins, Gary	0	10	0	0	0/0	0	0	0/0	0	60
Green, Ernie	2	2	0	0	0/0	0	0	0/0	0	24
Roberts, Walter	0	4	0	0	0/0	0	0	0/0	0	24
Hutchinson, Tom	0	2	0	0	0/0	0	0	0/0	0	12
Kelly, Leroy	0	0	2	0	0/0	0	0	0/0	0	12
Brewer, Johnny	0	1	0	0	0/0	0	0	0/0	0	6
Fichtner, Ross	0	0	1	0	0/0	0	0	0/0	0	6
<b>Browns</b>	<b>19</b>	<b>23</b>	<b>3</b>	<b>0</b>	<b>45/45</b>	<b>0</b>	<b>0</b>	<b>16/25</b>	<b>0</b>	<b>363</b>
<b>Opponents</b>	<b>11</b>	<b>31</b>	<b>1</b>	<b>0</b>	<b>40/42</b>	<b>0</b>	<b>0</b>	<b>9/18</b>	<b>0</b>	<b>325</b>

<b>Rushing</b>	<b>No</b>	<b>Yds</b>	<b>Avg</b>	<b>LG</b>	<b>TD</b>
Brown, Jim	289	1,544	5.3	67	17
Green, Ernie	111	436	3.9	41	2
Kelly, Leroy	37	139	3.8	16	0
Ryan, Frank	19	72	3.8	18	0
Scales, Charley	11	59	5.4	20	0
Ninowski, Jim	4	46	11.5	17	0
Roberts, Walter	3	30	10.0	14	0
Collins, Gary	1	16	16.0	16	0
Franklin, Bobby	1	-11	-11.0	-11	0
<b>Browns</b>	<b>476</b>	<b>2,331</b>	<b>4.9</b>	<b>67</b>	<b>19</b>
<b>Opponents</b>	<b>412</b>	<b>1,866</b>	<b>4.5</b>	<b>54t</b>	<b>11</b>

<b>Receiving</b>	<b>No</b>	<b>Yds</b>	<b>Avg</b>	<b>LG</b>	<b>TD</b>
Collins, Gary	50	884	17.7	67	10
Brown, Jim	34	328	9.6	32t	4
Green, Ernie	25	298	11.9	69	2
Roberts, Walter	16	314	19.6	80t	4
Brewer, Johnny	13	174	13.4	25t	1

<b>Punting</b>	<b>No</b>	<b>Yds</b>	<b>Avg</b>	<b>In20</b>	<b>TD</b>	<b>LG</b>	<b>Blk</b>
Collins, Gary	65	3,035	46.7	0	10	71	0
Franklin, Bobby	4	118	29.5	0	0	31	0
<b>Browns</b>	<b>69</b>	<b>3,153</b>	<b>45.7</b>	<b>0</b>	<b>10</b>	<b>71</b>	<b>0</b>
<b>Opponents</b>	<b>69</b>	<b>2,838</b>	<b>41.1</b>	<b>0</b>	<b>4</b>	<b>69</b>	<b>0</b>

<b>Punt Returns</b>	<b>No</b>	<b>FC</b>	<b>Yds</b>	<b>Avg</b>	<b>LG</b>	<b>TD</b>
Kelly, Leroy	17	6	265	15.6	67t	2
Roberts, Walter	18	13	162	9.0	51	0
Scales, Charley	1	0	0	0.0	0	0
<b>Browns</b>	<b>36</b>	<b>19</b>	<b>427</b>	<b>11.9</b>	<b>67t</b>	<b>2</b>
<b>Opponents</b>	<b>36</b>	<b>7</b>	<b>269</b>	<b>7.5</b>	<b>67</b>	<b>0</b>

<b>Kickoff Returns</b>	<b>No</b>	<b>Yds</b>	<b>Avg</b>	<b>LG</b>	<b>TD</b>
Kelly, Leroy	24	621	25.9	51	0
Roberts, Walter	18	493	27.4	88	0
Scales, Charley	4	88	22.0	24	0
Howell, Mike	2	3	1.5	3	0
Hutchinson, Tom	2	0	0.0	0	0
Green, Ernie	1	4	4.0	4	0
Lindsey, Dale	1	0	0.0	0	0
Franklin, Bobby	1	0	0.0	0	0
<b>Browns</b>	<b>53</b>	<b>1,209</b>	<b>22.8</b>	<b>88</b>	<b>0</b>
<b>Opponents</b>	<b>58</b>	<b>1,334</b>	<b>23.0</b>	<b>85</b>	<b>0</b>

<b>Field Goals</b>	<b>1-19</b>	<b>20-29</b>	<b>30-39</b>	<b>40-49</b>	<b>50+</b>	<b>Tot.</b>
<b>Browns</b>	<b>0/0</b>	<b>0/0</b>	<b>0/0</b>	<b>0/0</b>	<b>0/0</b>	<b>0/0</b>
<b>Opponents</b>	<b>0/0</b>	<b>0/0</b>	<b>0/0</b>	<b>0/0</b>	<b>0/0</b>	<b>0/0</b>

<b>Date</b>	<b>Result</b>	<b>Opponent</b>	<b>Att.</b>
09-19	W 17-7	at Washington Redskins	48,208
09-26	L 13-49	St. Louis Cardinals	80,161
10-03	W 35-17	at Philadelphia Eagles	60,759
10-09	W 24-19	Pittsburgh Steelers	80,187
10-17	W 23-17	Dallas Cowboys	80,432
10-24	W 38-14	at New York Giants	62,864
10-31	L 17-27	Minnesota Vikings	83,505
11-07	W 38-34	Philadelphia Eagles	72,807
11-14	W 34-21	New York Giants	82,426
11-21	W 24-17	at Dallas Cowboys	76,251
11-28	W 42-21	at Pittsburgh Steelers	42,757
12-05	W 24-16	Washington Redskins	77,765
12-12	L 7-42	at Los Angeles Rams	49,048
12-19	W 27-24	at St. Louis Cardinals	29,348
<b>Championship</b>			
1-2	L 12-23	at Green Bay Packers	50,852

<b>Team Statistics</b>	<b>Browns</b>	<b>Opponent</b>
<b>Total First Downs</b>	<b>257</b>	<b>265</b>
Rushing	133	104
Passing	97	135
Penalty	27	26
3rd Down: Made/Att	0/0	0/0
3rd Down Pct.	0.0%	0.0%
4th Down: Made/Att	0/0	0/0
4th Down Pct.	0.0%	0.0%
<b>Total Net Yards</b>	<b>4,398</b>	<b>4,712</b>
Avg. Per Game	314.1	336.6

<b>Passing</b>	<b>Att</b>	<b>Cmp</b>	<b>Yds</b>	<b>Pct</b>	<b>Av/At</b>	<b>TD</b>	<b>TD%</b>	<b>Int</b>	<b>Int%</b>	<b>LG</b>	<b>TKld</b>	<b>Rating</b>
Ryan, Frank	243	119	1,751	49.0	7.21	18	7.4	13	5.3	80t	23/202	75.3
Ninowski, Jim	83	40	549	48.2	6.61	4	4.8	3	3.6	32	8/70	70.8
Brown, Jim	2	1	39	50.0	19.50	1	50.0	0	0.0	39t	0/0	135.4
Groza, Lou	1	0	0	0.0	0.00	0	0.0	0	0.0	0	0/0	39.6
<b>Browns</b>	<b>329</b>	<b>160</b>	<b>2,339</b>	<b>48.6</b>	<b>7.11</b>	<b>23</b>	<b>7.0</b>	<b>16</b>	<b>4.9</b>	<b>80t</b>	<b>31/272</b>	<b>75.3</b>
<b>Opponents</b>	<b>419</b>	<b>204</b>	<b>3,153</b>	<b>48.7</b>	<b>7.53</b>	<b>31</b>	<b>7.4</b>	<b>24</b>	<b>5.7</b>	<b>87t</b>	<b>38/307</b>	<b>74.8</b>



# YEAR BY YEAR

## 1966 REGULAR SEASON RESULTS (9-5)

**Coach:** Blanton Collier

**Top Draft Choice:** TE Milt Morin

### 1966 USUAL STARTING LINEUPS

#### Offense

WR	42	Paul Warfield
LT	77	D. Schaafath, 73 M. Clark
LG	60	John Wooten
C	56	J. Morrow, 54 F. Hoaglin
RG	66	Gene Hickerson
RT	73	M. Clark, 70 J. Brown
TE	89	M. Morin, 41 R. Smith
WR	86	Gary Collins
QB	13	Frank Ryan
RB	44	Leroy Kelly
RB	48	Ernie Green

#### Defense

LDE	84	Paul Wiggins
LDT	71	Walter Johnson
RDT	69	J. Kanick, 78 F. Parker
RDE	80	Bill Glass
LLB	82	Jim Houston
MLB	50	V. Costello, 51 D. Lindsey
RB	83	Johnny Brewer
LCB	40	Enich Barnes
RCB	34	M. Howell, 49 W. Beach
LS	20	R. Fichtner, E. Kelleman
RS	24	E. Kelleman, 20 R. Fichtner

#### Net Yards Rushing

	<b>2,166</b>	<b>1,894</b>
Avg. Per Game	154.7	135.3
Total Rushes	415	450
<b>Net Yards Passing</b>	<b>2,905</b>	<b>2,372</b>
Avg. Per Game	207.5	169.4
Sacked/Yards Lost	29/237	35/278
Gross Yards	3,142	2,650
Attempts/Completions	402/212	406/221
Completion Pct.	52.7%	54.4%
Had Intercepted	15	30

#### Punts/Avg.

	<b>57/39.0</b>	<b>56/39.7</b>
--	----------------	----------------

#### Net Punting Avg.

	<b>57/37.1</b>	<b>56/37.1</b>
--	----------------	----------------

#### Penalties/Yards Lost

	<b>69/747</b>	<b>61/563</b>
--	---------------	---------------

#### Fumbles/Ball Lost

	<b>17/10</b>	<b>24/19</b>
--	--------------	--------------

#### Touchdowns

	<b>54</b>	<b>29</b>
--	-----------	-----------

#### Rushing

	18	12
--	----	----

#### Passing

	33	14
--	----	----

#### Returns

	3	3
--	---	---

#### Avg. Time Of Possession

	-	-
--	---	---

#### Score By Periods

	<b>1st</b>	<b>2nd</b>	<b>3rd</b>	<b>4th</b>	<b>OT</b>	<b>Tot.</b>
--	------------	------------	------------	------------	-----------	-------------

<b>Browns</b>	<b>87</b>	<b>92</b>	<b>90</b>	<b>134</b>	<b>0</b>	<b>- 403</b>
---------------	-----------	-----------	-----------	------------	----------	--------------

<b>Opponents</b>	<b>54</b>	<b>89</b>	<b>49</b>	<b>67</b>	<b>0</b>	<b>- 259</b>
------------------	-----------	-----------	-----------	-----------	----------	--------------

#### Scoring

	<b>Ru</b>	<b>Pa</b>	<b>Rt</b>	<b>DL</b>	<b>PAT</b>	<b>2Ru2Pa</b>	<b>FG</b>	<b>Saf</b>	<b>TP</b>
--	-----------	-----------	-----------	-----------	------------	---------------	-----------	------------	-----------

Kelly, Leroy	15	1	0	0	0/0	0	0	0/0	0	96
--------------	----	---	---	---	-----	---	---	-----	---	----

Groza, Lou	0	0	0	0	51/52	0	0	9/23	0	78
------------	---	---	---	---	-------	---	---	------	---	----

Collins, Gary	0	12	0	0	0/0	0	0	0/0	0	72
---------------	---	----	---	---	-----	---	---	-----	---	----

Green, Ernie	3	6	0	0	0/0	0	0	0/0	0	54
--------------	---	---	---	---	-----	---	---	-----	---	----

Warfield, Paul	0	5	1	0	0/0	0	0	0/0	0	36
----------------	---	---	---	---	-----	---	---	-----	---	----

Morin, Milt	0	3	0	0	0/0	0	0	0/0	0	18
-------------	---	---	---	---	-----	---	---	-----	---	----

Smith, Ralph	0	3	0	0	0/0	0	0	0/0	0	18
--------------	---	---	---	---	-----	---	---	-----	---	----

McNeil, Clifton	0	2	0	0	0/0	0	0	0/0	0	12
-----------------	---	---	---	---	-----	---	---	-----	---	----

Houston, Jim	0	1	0	0	1/1	0	0	0/0	0	7
--------------	---	---	---	---	-----	---	---	-----	---	---

Glass, Bill	0	0	1	0	0/0	0	0	0/0	0	6
-------------	---	---	---	---	-----	---	---	-----	---	---

Fichtner, Ross	0	0	1	0	0/0	0	0	0/0	0	6
----------------	---	---	---	---	-----	---	---	-----	---	---

Team, Stat	0	0	0	0	0/1	0	0	0/0	0	0
------------	---	---	---	---	-----	---	---	-----	---	---

<b>Browns</b>	<b>18</b>	<b>33</b>	<b>3</b>	<b>0</b>	<b>52/54</b>	<b>0</b>	<b>9</b>	<b>2/3</b>	<b>0</b>	<b>403</b>
---------------	-----------	-----------	----------	----------	--------------	----------	----------	------------	----------	------------

<b>Opponents</b>	<b>12</b>	<b>14</b>	<b>3</b>	<b>0</b>	<b>28/29</b>	<b>0</b>	<b>0</b>	<b>19/28</b>	<b>0</b>	<b>259</b>
------------------	-----------	-----------	----------	----------	--------------	----------	----------	--------------	----------	------------

#### Rushing

	<b>No</b>	<b>Yds</b>	<b>Avg</b>	<b>LG</b>	<b>TD</b>
--	-----------	------------	------------	-----------	-----------

Kelly, Leroy	209	1,141	5.5	70t	15
--------------	-----	-------	-----	-----	----

Green, Ernie	144	750	5.2	35	3
--------------	-----	-----	-----	----	---

Ryan, Frank	36	156	4.3	17	0
-------------	----	-----	-----	----	---

Haraway, Charley	7	40	5.7	18	0
------------------	---	----	-----	----	---

Schultz, Randy	7	32	4.6	20	0
----------------	---	----	-----	----	---

Pietrosante, Nick	7	20	2.9	8	0
-------------------	---	----	-----	---	---

Ninowski, Jim	3	-11	-3.7	4	0
---------------	---	-----	------	---	---

Collins, Gary	2	38	19.0	36	0
---------------	---	----	------	----	---

<b>Browns</b>	<b>415</b>	<b>2,166</b>	<b>5.2</b>	<b>70t</b>	<b>18</b>
---------------	------------	--------------	------------	------------	-----------

<b>Opponents</b>	<b>450</b>	<b>1,894</b>	<b>4.2</b>	<b>37</b>	<b>12</b>
------------------	------------	--------------	------------	-----------	-----------

#### Receiving

	<b>No</b>	<b>Yds</b>	<b>Avg</b>	<b>LG</b>	<b>TD</b>
--	-----------	------------	------------	-----------	-----------

Collins, Gary	56	946	16.9	54	12
---------------	----	-----	------	----	----

Green, Ernie	45	445	9.9	31t	6
--------------	----	-----	-----	-----	---

Warfield, Paul	36	741	20.6	51	5
----------------	----	-----	------	----	---

Kelly, Leroy	32	366	11.4	40	1
--------------	----	-----	------	----	---

Morin, Milt	23	333	14.5	32	3
-------------	----	-----	------	----	---

Smith, Ralph	13	183	14.1	28	3
--------------	----	-----	------	----	---

McNeil, Clifton	2	94	47.0	50t	2
-----------------	---	----	------	-----	---

Roberts, Walter	2	19	9.5	10	0
-----------------	---	----	-----	----	---

Pietrosante, Nick	1	12	12.0	12	0
-------------------	---	----	------	----	---

Houston, Jim	1	10	10.0	10t	1
--------------	---	----	------	-----	---

Costello, Vince	1	-7	-7.0	-7	0
-----------------	---	----	------	----	---

<b>Browns</b>	<b>212</b>	<b>3,142</b>	<b>14.8</b>	<b>54</b>	<b>33</b>
---------------	------------	--------------	-------------	-----------	-----------

<b>Opponents</b>	<b>221</b>	<b>2,650</b>	<b>12.0</b>	<b>58t</b>	<b>14</b>
------------------	------------	--------------	-------------	------------	-----------

#### Interceptions

	<b>No</b>	<b>Yds</b>	<b>Avg</b>	<b>LG</b>	<b>TD</b>
--	-----------	------------	------------	-----------	-----------

Fichtner, Ross	8	152	19.0	58	1
----------------	---	-----	------	----	---

Howell, Mike	8	62	7.8	29	0
--------------	---	----	-----	----	---

Barnes, Enich	4	128	32.0	54	0
---------------	---	-----	------	----	---

Kellermann, Ernie	3	23	7.7	12	0
-------------------	---	----	-----	----	---

Houston, Jim	2	27	13.5	21	0
--------------	---	----	------	----	---

Parish, Bernie	1	16	16.0	16	0
----------------	---	----	------	----	---

Wiggins, Paul	1	0	0.0	0	0
---------------	---	---	-----	---	---

Brewer, Johnny	1	0	0.0	0	0
----------------	---	---	-----	---	---

Costello, Vince	1	0	0.0	0	0
-----------------	---	---	-----	---	---

Beach, Walter	1	0	0.0	0	0
---------------	---	---	-----	---	---

<b>Browns</b>	<b>30</b>	<b>408</b>	<b>13.6</b>	<b>58</b>	<b>1</b>
---------------	-----------	------------	-------------	-----------	----------

<b>Opponents</b>	<b>15</b>	<b>68</b>	<b>4.5</b>	<b>27</b>	<b>0</b>
------------------	-----------	-----------	------------	-----------	----------

#### Punting

	<b>No</b>	<b>Yds</b>	<b>Avg</b>	<b>In20</b>	<b>TB</b>	<b>LG</b>	<b>Blk</b>
--	-----------	------------	------------	-------------	-----------	-----------	------------

Collins, Gary	57	2,223	39.0	0	6	60	0
---------------	----	-------	------	---	---	----	---

<b>Browns</b>	<b>57</b>	<b>2,223</b>	<b>39.0</b>	<b>0</b>	<b>6</b>	<b>60</b>	<b>0</b>
---------------	-----------	--------------	-------------	----------	----------	-----------	----------

<b>Opponents</b>	<b>56</b>	<b>2,224</b>	<b>39.7</b>	<b>0</b>	<b>2</b>	<b>56</b>	<b>0</b>
------------------	-----------	--------------	-------------	----------	----------	-----------	----------

#### Punt Returns

	<b>No</b>	<b>FC</b>	<b>Yds</b>	<b>Avg</b>	<b>LG</b>	<b>TD</b>
--	-----------	-----------	------------	------------	-----------	-----------

Kelly, Leroy	13	6	104	8.0	52	0
--------------	----	---	-----	-----	----	---

Roberts, Walter	11	13	42	3.8	30	0
-----------------	----	----	----	-----	----	---

Green, Ernie	0	2	0	0.0	0	0
--------------	---	---	---	-----	---	---

<b>Browns</b>	<b>24</b>	<b>21</b>	<b>146</b>	<b>6.1</b>	<b>52</b>	<b>0</b>
---------------	-----------	-----------	------------	------------	-----------	----------

<b>Opponents</b>	<b>23</b>	<b>15</b>	<b>111</b>	<b>4.8</b>	<b>38</b>	<b>0</b>
------------------	-----------	-----------	------------	------------	-----------	----------

#### Kickoff Returns

	<b>No</b>	<b>Yds</b>	<b>Avg</b>	<b>LG</b>	<b>TD</b>
--	-----------	------------	------------	-----------	-----------

Roberts, Walter	20	454	22.7	57	0
-----------------	----	-----	------	----	---

Kelly, Leroy	19	403	21.2	49	0
--------------	----	-----	------	----	---

Haraway, Charley	9	193	21.4	33	0
------------------	---	-----	------	----	---

Schultz, Randy	3	52	17.3	23	0
----------------	---	----	------	----	---

Pietrosante, Nick	2	9	4.5	8	0
-------------------	---	---	-----	---	---

Smith, Ralph	1	0	0.0	0	0
--------------	---	---	-----	---	---

<b>Browns</b>	<b>54</b>	<b>1,111</b>	<b>20.6</b>	<b>57</b>	<b>0</b>
---------------	-----------	--------------	-------------	-----------	----------

<b>Opponents</b>	<b>68</b>	<b>1,501</b>	<b>22.1</b>	<b>94t</b>	<b>2</b>
------------------	-----------	--------------	-------------	------------	----------

#### Field Goals

	<b>1-19</b>	<b>20-29</b>	<b>30-39</b>	<b>40-49</b>	<b>50+</b>	<b>Tot.</b>
--	-------------	--------------	--------------	--------------	------------	-------------

Groza, Lou	0/1	2/6	4/8	3/8	0/0	9/23
------------	-----	-----	-----	-----	-----	------

<b>Browns</b>	<b>0/1</b>	<b>2/6</b>	<b>4/8</b>	<b>3/8</b>	<b>0/0</b>	<b>9/23</b>
---------------	------------	------------	------------	------------	------------	-------------

<b>Opponents</b>	<b>7/7</b>	<b>5/8</b>	<b>5/8</b>	<b>2/4</b>	<b>0/1</b>	<b>19/28</b>
------------------	------------	------------	------------	------------	------------	--------------

<b>Date</b>	<b>Result</b>	<b>Opponent</b>	<b>Att.</b>
09-11	W 38-14	at Washington Redskins	48,643
09-18	L 20-21	Green Bay Packers	83,943
09-25	L 28-34	St. Louis Cardinals	74,814
10-02	W 28-7	at New York Giants	62,916
10-08	W 41-10	Pittsburgh Steelers	82,687
10-23	W 30-21	Dallas Cowboys	84,721
10-30	W 49-17	at Atlanta Falcons	57,235
11-06	L 6-16	at Pittsburgh Steelers	39,690
11-13	W 27-7	Philadelphia Eagles	77,968
11-20	W 14-3	Washington Redskins	78,466
11-24	L 14-26	at Dallas Cowboys	75,504
12-04	W 49-40	New York Giants	61,651
12-11	L 21-33	at Philadelphia Eagles	58,074
12-17	W 38-10	at St. Louis Cardinals	47,721

<b>Team Statistics</b>	<b>Browns</b>	<b>Opponent</b>
<b>Total First Downs</b>	<b>278</b>	<b>255</b>
Rushing	117	113
Passing	142	124
Penalty	19	18
3rd Down: Made/Att	0/0	0/0
3rd Down Pct.	0.0%	0.0%
4th Down: Made/Att	0/0	0/0
4th Down Pct.	0.0%	0.0%
<b>Total Net Yards</b>	<b>5,071</b>	<b></b>

# YEAR BY YEAR

## 1967 REGULAR SEASON RESULTS (9-5)

**Coach:** Blanton Collier  
**Top Draft Choice:** LB Bob Matheson  
**1967 USUAL STARTING LINEUPS**

**Offense**

WR	42	Paul Warfield
LT	77	Dick Schafrath
LG	60	John Wooten
C	54	Fred Hoaglin
RG	66	Gene Hickerson
RT	73	M. Clark, 65 J. Demane
TE	41	Ralph Smith
WR	86	G. Collins, 87 E. Barney
QB	13	F. Ryan, 15 G. Lane
RB	44	Leroy Kelly
RB	48	E. Green, 35 L. Conjar

**Defense**

LDE	84	P. Wiggins, 80 B. Glass
LDT	71	W. Johnson, 69 J. Kanicki
RDT	69	J. Kanicki, 71 W. Johnson
RDE	80	Bill Glass, 84 P. Wiggins
LLB	82	Jim Houston, 56 B. Matheson
MLB	51	D. Lindsey, 82 J. Houston
RLB	83	J. Brewer, 52 B. Andrews
LCB	40	E. Barnes, 28 B. Davis
RCB	34	M. Howell, 40 E. Barnes
LS	24	E. Kelleman, 20 R. Fichtner
RS	20	R. Fichtner, 24 E. Kelleman

<b>Total Net Yards</b>	<b>4,316</b>	<b>4,848</b>
Avg. Per Game	308.3	346.3
Total Plays	821	956
Avg. Per Play	5.3	5.1
<b>Net Yards Rushing</b>	<b>2,139</b>	<b>1,767</b>
Avg. Per Game	152.8	126.2
Total Rushes	444	459
<b>Net Yards Passing</b>	<b>1,942</b>	<b>2,877</b>
Avg. Per Game	138.7	205.5
Sacked/Yards Lost	44/372	44/354
Gross Yards	2,314	3,231
Attempts/Completions	333/160	454/250
Completion Pct.	48.0%	55.1%
Had Intercepted	18	22
<b>Punts/Avg.</b>	<b>67/37.1</b>	<b>62/39.9</b>
<b>Net Punting Avg.</b>	<b>67/36.0</b>	<b>62/34.2</b>
<b>Penalties/Yards Lost</b>	<b>72/773</b>	<b>57/655</b>
<b>Fumbles/Ball Lost</b>	<b>24/17</b>	<b>29/14</b>
<b>Touchdowns</b>	<b>43</b>	<b>37</b>
Rushing	15	15
Passing	22	19
Returns	6	3
<b>Avg. Time Of Possession</b>	<b>-</b>	<b>-</b>

<b>Receiving</b>	<b>No</b>	<b>Yds</b>	<b>Avg</b>	<b>LG</b>	<b>TD</b>
Green, Ernie	39	369	9.5	41t	2
Warfield, Paul	32	702	21.9	49t	8
Collins, Gary	32	500	15.6	33	7
Kelly, Leroy	20	282	14.1	48	2
Smith, Ralph	14	211	15.1	49t	1
Morin, Milt	7	90	12.9	21	0
Conjar, Larry	6	68	11.3	27	0
Pietrosante, Nick	6	56	9.3	23	0
McNeil, Clifton	3	33	11.0	23	2
Barney, Eppie	1	3	3.0	3	0
<b>Browns</b>	<b>160</b>	<b>2,314</b>	<b>14.5</b>	<b>49t</b>	<b>22</b>
<b>Opponents</b>	<b>250</b>	<b>3,231</b>	<b>12.9</b>	<b>60t</b>	<b>19</b>

<b>Interceptions</b>	<b>No</b>	<b>Yds</b>	<b>Avg</b>	<b>LG</b>	<b>TD</b>
Fichtner, Ross	4	113	28.3	88	0
Barnes, Erich	4	47	11.8	40	0
Houston, Jim	3	97	32.3	79t	2
Howell, Mike	3	20	6.7	20	0
Brewer, Johnny	2	75	37.5	70t	1
Davis, Ben	1	9	9.0	9	0
Kelleman, Ernie	1	9	9.0	9	0
Lindsey, Dale	1	5	5.0	5	0
Glass, Bill	1	0	0.0	0	0
Matheson, Bob	1	0	0.0	0	0
Ward, Carl	1	0	0.0	0	0
<b>Browns</b>	<b>22</b>	<b>375</b>	<b>17.0</b>	<b>88</b>	<b>3</b>
<b>Opponents</b>	<b>18</b>	<b>290</b>	<b>16.1</b>	<b>42</b>	<b>1</b>

<b>Score By Periods</b>	<b>1st</b>	<b>2nd</b>	<b>3rd</b>	<b>4th</b>	<b>OT</b>	<b>Tot.</b>
<b>Browns</b>	<b>93</b>	<b>83</b>	<b>72</b>	<b>86</b>	<b>0</b>	<b>- 334</b>
<b>Opponents</b>	<b>55</b>	<b>101</b>	<b>66</b>	<b>75</b>	<b>0</b>	<b>- 297</b>

<b>Date</b>	<b>Result</b>	<b>Opponent</b>	<b>Att.</b>
09-17	L 14-21	Dallas Cowboys	81,039
09-24	L 14-31	at Detroit Lions	57,383
10-01	W 42-7	at New Orleans Saints	77,045
10-07	W 21-10	Pittsburgh Steelers	82,949
10-15	W 20-16	St. Louis Cardinals	77,813
10-22	W 24-0	Chicago Bears	83,183
10-29	L 34-38	at New York Giants	62,903
11-05	W 34-14	at Pittsburgh Steelers	47,131
11-12	L 7-55	at Green Bay Packers	50,074
11-19	W 14-10	Minnesota Vikings	68,431
11-26	W 42-37	Washington Redskins	72,798
12-03	W 24-14	New York Giants	78,594
12-10	W 20-16	at St. Louis Cardinals	47,782
12-17	L 24-28	at Philadelphia Eagles	60,658

<b>Scoring</b>	<b>Rn</b>	<b>Pn</b>	<b>Rt</b>	<b>Df</b>	<b>PA</b>	<b>2Ru2Pa</b>	<b>FD</b>	<b>Saf</b>	<b>TP</b>	
Kelly, Leroy	11	2	0	0	0/0	0	0	0/0	0	78
Groza, Lou	0	0	0	43/43	0	0	11/23	0	76	
Warfield, Paul	0	8	0	0/0	0	0	0/0	0	48	
Collins, Gary	0	7	0	0/0	0	0	0/0	0	42	
Green, Ernie	4	2	0	0/0	0	0	0/0	0	36	
McNeil, Clifton	0	2	0	0/0	0	0	0/0	0	12	
Houston, Jim	0	2	0	0/0	0	0	0/0	0	12	
Smith, Ralph	0	1	1	0/0	0	0	0/0	0	12	
Brewer, Johnny	0	0	1	0/0	0	0	0/0	0	6	
Davis, Ben	0	0	1	0/0	0	0	0/0	0	6	
Ward, Carl	0	0	1	0/0	0	0	0/0	0	6	
<b>Browns</b>	<b>15</b>	<b>22</b>	<b>6</b>	<b>43/43</b>	<b>0</b>	<b>0</b>	<b>11/23</b>	<b>0</b>	<b>334</b>	
<b>Opponents</b>	<b>15</b>	<b>19</b>	<b>3</b>	<b>36/37</b>	<b>0</b>	<b>0</b>	<b>13/25</b>	<b>0</b>	<b>297</b>	

<b>Punting</b>	<b>No</b>	<b>Yds</b>	<b>Avg</b>	<b>In20</b>	<b>TB</b>	<b>LG</b>	<b>Bk</b>
Collins, Gary	57	2,078	36.5	0	2	52	2
Kelly, Leroy	10	407	40.7	0	0	51	0
<b>Browns</b>	<b>67</b>	<b>2,485</b>	<b>37.1</b>	<b>0</b>	<b>2</b>	<b>52</b>	<b>2</b>
<b>Opponents</b>	<b>62</b>	<b>2,475</b>	<b>39.9</b>	<b>0</b>	<b>2</b>	<b>57</b>	<b>0</b>

<b>Punt Returns</b>	<b>No</b>	<b>FC</b>	<b>Yds</b>	<b>Avg</b>	<b>LG</b>	<b>TD</b>
Davis, Ben	18	7	229	12.7	52t	1
Ward, Carl	6	3	62	10.3	24	0
Kelly, Leroy	9	4	59	6.6	32	0
Haraway, Charley	1	0	7	7.0	7	0
Youngblood, George	1	0	0	0.0	0	0
<b>Browns</b>	<b>35</b>	<b>14</b>	<b>357</b>	<b>10.2</b>	<b>52t</b>	<b>1</b>
<b>Opponents</b>	<b>29</b>	<b>21</b>	<b>70</b>	<b>2.4</b>	<b>12</b>	<b>0</b>

**Playoff**

12-24	L 14-52	at Dallas Cowboys	70,786
-------	---------	-------------------	--------

**Playoff Bowl**

01-07	L 6-30	Los Angeles Rams	37,102
-------	--------	------------------	--------

**Team Statistics**

<b>Browns</b>	<b>Opponent</b>	
<b>Total First Downs</b>	<b>238</b>	<b>281</b>
Rushing	119	115
Passing	102	153
Penalty	17	13
3rd Down: Made/Att	0/0	0/0
3rd Down Pct.	0.0%	0.0%
4th Down: Made/Att	0/0	0/0
4th Down Pct.	0.0%	0.0%

<b>Rushing</b>	<b>No</b>	<b>Yds</b>	<b>Avg</b>	<b>LG</b>	<b>TD</b>
Kelly, Leroy	235	1,205	5.1	42t	11
Green, Ernie	145	710	4.9	59t	4
Ryan, Frank	22	57	2.6	12	0
Conjar, Larry	20	78	3.9	16	0
Pietrosante, Nick	10	73	7.3	31	0
Hamaway, Charley	5	-4	-0.8	2	0
Lane, Gary	2	21	10.5	12	0
Warfield, Paul	2	10	5.0	18	0
Shiner, Dick	2	-7	-3.5	-3	0
Collins, Gary	1	6	6.0	6	0
<b>Browns</b>	<b>444</b>	<b>2,149</b>	<b>4.8</b>	<b>59t</b>	<b>15</b>
<b>Opponents</b>	<b>459</b>	<b>1,767</b>	<b>3.8</b>	<b>37</b>	<b>15</b>

<b>Kickoff Returns</b>	<b>No</b>	<b>Yds</b>	<b>Avg</b>	<b>LG</b>	<b>TD</b>
Davis, Ben	27	708	26.2	63	0
Ward, Carl	22	546	24.8	104t	1
Kelly, Leroy	5	131	26.2	32	0
Barnes, Eppie	1	11	11.0	11	0
<b>Browns</b>	<b>55</b>	<b>1,396</b>	<b>25.4</b>	<b>104t</b>	<b>1</b>
<b>Opponents</b>	<b>59</b>	<b>1,288</b>	<b>21.8</b>	<b>87t</b>	<b>2</b>

<b>Field Goals</b>	<b>1-19</b>	<b>20-29</b>	<b>30-39</b>	<b>40-49</b>	<b>50+</b>	<b>Tot.</b>
Groza, Lou	2/2	2/5	6/8	1/7	0/1	11/23
<b>Browns</b>	<b>2/2</b>	<b>2/5</b>	<b>6/8</b>	<b>1/7</b>	<b>0/1</b>	<b>11/23</b>
<b>Opponents</b>	<b>2/2</b>	<b>5/6</b>	<b>2/5</b>	<b>4/9</b>	<b>0/3</b>	<b>13/25</b>

<b>Passing</b>	<b>Att</b>	<b>Cmp</b>	<b>Yds</b>	<b>Pct</b>	<b>Av/At</b>	<b>TD</b>	<b>TD%</b>	<b>Int</b>	<b>Int%</b>	<b>LG</b>	<b>Thld</b>	<b>Rating</b>
Ryan, Frank	280	136	2,026	48.6	7.24	20	7.1	16	5.7	49t	38/318	72.7
Lane, Gary	43	21	254	48.8	5.91	2	4.7	1	2.3	23	4/30	73.2
Shiner, Dick	9	3	34	33.3	3.78	0	0.0	1	11.1	21	2/24	6.0
Kelly, Leroy	1	0	0	0.0	0.00	0	0.0	0	0.0	0	0/0	39.6
<b>Browns</b>	<b>333</b>	<b>160</b>	<b>2,314</b>	<b>48.0</b>	<b>6.95</b>	<b>22</b>	<b>6.6</b>	<b>18</b>	<b>5.4</b>	<b>49t</b>	<b>44/372</b>	<b>70.6</b>
<b>Opponents</b>	<b>454</b>	<b>250</b>	<b>3,231</b>	<b>55.1</b>	<b>7.12</b>	<b>19</b>	<b>4.2</b>	<b>22</b>	<b>4.8</b>	<b>60t</b>	<b>44/354</b>	<b>71.4</b>



# YEAR BY YEAR

## 1968 REGULAR SEASON RESULTS (10-4)

**Coach:** Blanton Collier

**Top Draft Choice:** DE Marvin Upshaw

### 1968 USUAL STARTING LINEUPS

#### Offense

WR	42	Paul Warfield
LT	77	Dick Schafrath
LG	65	John Demarie
C	54	Fred Hoaglin
RG	66	Gene Hickerson
RT	73	Monte Clark
TE	89	Milt Morin
WR	87	E. Bamey, 86 G. Collins
QB	16	B. Nelsen, 13 F. Ryan
RB	44	Leroy Kelly
RB	48	E. Green, 31 C. Haraway

#### Defense

LDE	88	R. Snidow, 81 J. Gregory
LDT	71	Walter Johnson
RDT	69	J. Kanicki, 84 M. Upshaw
RDE	80	B. Glass, 81 J. Gregory
LLB	82	Jim Houston
MLB	56	Bob Matheson
RLB	51	D. Lindsey, 50 J. Garlington
LCB	40	Erich Barnes
RCB	28	Ben Davis
LS	24	E. Kelleman, 34 M. Howell
RS	34	M. Howell, 24 E. Kelleman

Avg. Per Play	5.8	4.7
<b>Net Yards Rushing</b>	<b>2,031</b>	<b>1,842</b>
Avg. Per Game	145.1	131.6
Total Rushes	447	423
<b>Net Yards Passing</b>	<b>2,834</b>	<b>2,248</b>
Avg. Per Game	202.4	160.6
Sacked/Yards Lost	21/181	26/199
Gross Yards	3,015	2,447
Attempts/Completions	363/184	439/213
Completion Pct.	50.7%	48.5%
Had Intercepted	16	32
<b>Punts/Avg.</b>	<b>63/37.3</b>	<b>60/39.9</b>
<b>Net Punting Avg.</b>	<b>63/35.4</b>	<b>60/38.3</b>
<b>Penalties/Yards Lost</b>	<b>74/851</b>	<b>61/620</b>
<b>Fumbles/Ball Lost</b>	<b>23/14</b>	<b>20/14</b>
<b>Touchdowns</b>	<b>49</b>	<b>33</b>
Rushing	20	11
Passing	27	19
Returns	2	3
<b>Avg. Time Of Possession</b>	<b>-</b>	<b>-</b>

Green, Ernie	16	142	8.9	62t	2
Haraway, Charley	12	162	13.5	63	1
Collins, Gary	9	230	25.6	39	0
McDonald, Tommy	7	113	16.1	42	1
Leigh, Charles	3	-4	-1.3	4	0
Morrison, Reece	2	40	20.0	29t	1
Smith, Ralph	2	11	5.5	7	0
<b>Browns</b>	<b>184</b>	<b>3,039</b>	<b>16.5</b>	<b>87</b>	<b>27</b>
<b>Opponents</b>	<b>213</b>	<b>2,447</b>	<b>11.5</b>	<b>56</b>	<b>19</b>

#### Interceptions

Davis, Ben	8	162	20.3	44	0
Howell, Mike	6	55	9.2	24	0
Kelleman, Ernie	6	29	4.8	12	0
Barnes, Erich	3	64	21.3	40t	1
Houston, Jim	3	11	3.7	7	0
Matheson, Bob	2	44	22.0	30	0
Glass, Bill	2	21	10.5	17t	1
Lindsey, Dale	1	0	0.0	0	0
Garlington, John	1	0	0.0	0	0
<b>Browns</b>	<b>32</b>	<b>386</b>	<b>12.1</b>	<b>44</b>	<b>2</b>
<b>Opponents</b>	<b>16</b>	<b>152</b>	<b>9.5</b>	<b>40</b>	<b>1</b>

#### Punting

Cockroft, Don	61	2,297	37.7	0	1	59	0
Collins, Gary	2	52	26.0	0	0	28	0
<b>Browns</b>	<b>63</b>	<b>2,349</b>	<b>37.3</b>	<b>0</b>	<b>1</b>	<b>59</b>	<b>0</b>
<b>Opponents</b>	<b>60</b>	<b>2,392</b>	<b>39.9</b>	<b>0</b>	<b>4</b>	<b>70</b>	<b>0</b>

#### Punt Returns

Leigh, Charles	14	2	76	5.4	29	0
Davis, Ben	9	8	11	1.2	9	0
Kelly, Leroy	1	0	9	9.0	9	0
Copeland, Jim	0	0	0	0.0	0	0
McDonald, Tommy	0	1	0	0.0	0	0
<b>Browns</b>	<b>24</b>	<b>11</b>	<b>96</b>	<b>4.0</b>	<b>29</b>	<b>0</b>
<b>Opponents</b>	<b>21</b>	<b>26</b>	<b>120</b>	<b>5.7</b>	<b>17</b>	<b>0</b>

#### Kickoff Returns

Leigh, Charles	14	322	23.0	41	0
Ward, Carl	13	236	18.2	35	0
James, Nathaniel	8	166	20.8	43	0
Davis, Ben	8	152	19.0	33	0
Morrison, Reece	4	85	21.3	33	0
Kelly, Leroy	1	10	10.0	10	0
Smith, Ralph	1	3	3.0	3	0
Houston, Jim	1	0	0.0	0	0
Copeland, Jim	1	0	0.0	0	0
Andrews, Billy	1	0	0.0	0	0
Barnes, Erich	1	0	0.0	0	0
Howell, Mike	1	0	0.0	0	0
<b>Browns</b>	<b>54</b>	<b>974</b>	<b>18.0</b>	<b>43</b>	<b>0</b>
<b>Opponents</b>	<b>64</b>	<b>1,412</b>	<b>22.1</b>	<b>80</b>	<b>0</b>

#### Field Goals

Cockroft, Don	6/6	7/7	2/4	2/6	1/1	18/24
<b>Browns</b>	<b>6/6</b>	<b>7/7</b>	<b>2/4</b>	<b>2/6</b>	<b>1/1</b>	<b>18/24</b>
<b>Opponents</b>	<b>3/3</b>	<b>4/6</b>	<b>3/7</b>	<b>4/8</b>	<b>0/2</b>	<b>14/26</b>

Date	Result	Opponent	Att.
09-15	W 24-10	at New Orleans Saints	74,215
09-22	L 7-28	at Dallas Cowboys	68,733
09-29	L 6-24	Los Angeles Rams	82,514
10-05	W 31-24	Pittsburgh Steelers	81,865
10-13	L 21-27	St. Louis Cardinals	79,349
10-20	W 30-20	at Baltimore Colts	60,238
10-27	W 30-7	Atlanta Falcons	67,723
11-03	W 33-21	at San Francisco 49ers	31,359
11-10	W 35-17	New Orleans Saints	71,025
11-17	W 45-24	at Pittsburgh Steelers	41,572
11-24	W 47-13	Philadelphia Eagles	62,338
12-01	W 45-10	New York Giants	83,193
12-08	W 24-21	at Washington Redskins	50,661
12-14	L 16-27	at St. Louis Cardinals	39,746

#### Playoff

12-21	W 31-20	Dallas Cowboys	81,497
<b>Championship</b>			
12-29	L 0-34	Baltimore Colts	80,628

#### Team Statistics

	Browns	Opponent
<b>Total First Downs</b>	<b>248</b>	<b>259</b>
Rushing	104	110
Passing	123	130
Penalty	21	19
3rd Down: Made/Att	0/0	0/0
3rd Down Pct.	0.0%	0.0%
4th Down: Made/Att	0/0	0/0
4th Down Pct.	0.0%	0.0%
<b>Total Net Yards</b>	<b>4,861</b>	<b>4,208</b>
Avg. Per Game	347.2	300.6
Total Plays	831	888

Score By Periods	1st	2nd	3rd	4th	OT	Tot.
<b>Browns</b>	<b>51</b>	<b>134</b>	<b>97</b>	<b>112</b>	<b>0</b>	<b>- 394</b>
<b>Opponents</b>	<b>50</b>	<b>84</b>	<b>41</b>	<b>98</b>	<b>0</b>	<b>- 273</b>

#### Scoring

	Re	Pa	Rt	Pnt	2Ru2a	Fg	Saf	Td
Kelly, Leroy	16	4	0	0	0	0	0	0 120
Cockroft, Don	0	0	0	46/48	0	0	18/24	0 100
Warfield, Paul	0	12	0	0	0	0	0	0 72
Monn, Milt	0	5	0	0	0	0	0	0 30
Barney, Eppie	1	1	0	0	0	0	0	0 12
Green, Ernie	0	2	0	0	0	0	0	0 12
Morrison, Reece	1	1	0	0	0	0	0	0 12
Glass, Bill	0	1	0	0	0	0	0	0 6
Barnes, Erich	0	1	0	0	0	0	0	0 6
Haraway, Charley	0	1	0	0	0	0	0	0 6
McDonald, Tommy	0	1	0	0	0	0	0	0 6
Leigh, Charles	1	0	0	0	0	0	0	0 6
Nelsen, Bill	1	0	0	0	0	0	0	0 6
<b>Browns</b>	<b>20</b>	<b>27</b>	<b>2</b>	<b>46/48</b>	<b>0</b>	<b>18/24</b>	<b>0</b>	<b>394</b>
<b>Opponents</b>	<b>11</b>	<b>19</b>	<b>3</b>	<b>33/33</b>	<b>0</b>	<b>14/26</b>	<b>0</b>	<b>273</b>

#### Rushing

	No	Yds	Avg	LG	TD
Kelly, Leroy	248	1,239	5.0	65	16
Haraway, Charley	91	334	3.7	23	0
Green, Ernie	41	152	3.7	14	0
Leigh, Charles	23	144	6.3	20t	1
Morrison, Reece	18	39	2.2	11	1
Nelsen, Bill	13	30	2.3	18	1
Ryan, Frank	11	64	5.8	19	0
Smith, Ralph	1	13	13.0	13	0
Monn, Milt	1	8	8.0	8	0
Barney, Eppie	0	8	0.0	8t	1
<b>Browns</b>	<b>447</b>	<b>2,031</b>	<b>4.5</b>	<b>65</b>	<b>20</b>
<b>Opponents</b>	<b>423</b>	<b>1,842</b>	<b>4.4</b>	<b>44</b>	<b>11</b>

#### Receiving

	No	Yds	Avg	LG	TD
Warfield, Paul	50	1,067	21.3	65t	12
Monn, Milt	43	792	18.4	87	5
Kelly, Leroy	22	297	13.5	68t	4
Barney, Eppie	18	189	10.5	18	1

Passing	Att	Cmp	Yds	Pct	Av/At	TD	TD%	Int	Int%	LG	Thld	Rating
Nelsen, Bill	293	152	2,366	51.9	8.08	19	6.5	10	3.4	87	11/102	86.4
Ryan, Frank	66	31	627	47.0	9.50	7	10.6	6	9.1	57t	10/79	78.3
Kelly, Leroy	4	1	34	25.0	8.50	1	25.0	0	0.0	34t	0/0	102.1
<b>Browns</b>	<b>363</b>	<b>184</b>	<b>3,027</b>	<b>50.7</b>	<b>8.34</b>	<b>27</b>	<b>7.4</b>	<b>16</b>	<b>4.4</b>	<b>87</b>	<b>21/181</b>	<b>85.5</b>
<b>Opponents</b>	<b>439</b>	<b>213</b>	<b>2,447</b>	<b>48.5</b>	<b>5.57</b>	<b>19</b>	<b>4.3</b>	<b>32</b>	<b>7.3</b>	<b>56</b>	<b>26/199</b>	<b>49.8</b>

# YEAR BY YEAR

## 1969 REGULAR SEASON RESULTS (10-3-1)

**Coach:** Blanton Collier

**Top Draft Choice:** FB Ron Johnson

**1969 USUAL STARTING LINEUPS**

**Offense**

WR	42	Paul Warfield
LT	77	Dick Schafrath
LG	65	John Demarie
C	54	Fred Hoaglin
RG	66	Gene Hickerson
RT	73	M. Clark, 62 J. Taffoni
TE	89	M. Morin, 83 C. Glass
WR	86	Gary Collins
QB	16	Bill Nelsen
RB	44	L. Kelly, 26 R. Morrison
RB	30	R. Johnson, 35 B. Scott

**Defense**

LDE	88	Ron Snidow
LDT	71	Walter Johnson
RDT	84	M. Upshaw, 69 J. Kanicki
RDE	81	Jack Gregory
LLB	82	Jim Houston
MLB	51	D. Lindsey, 56 Bob Matheson
RLB	50	J. Garlington, 51 D. Lindsey
LCB	40	Erch Barnes
RCB	29	Walt Sumner
LS	24	E. Kelleman, 20 F. Summers
RS	34	Mike Howell

<b>Total Net Yards</b>	<b>4,428</b>	<b>4,420</b>
Avg. Per Game	316.3	315.7
Total Plays	845	841
Avg. Per Play	5.2	5.3
<b>Net Yards Rushing</b>	<b>1,788</b>	<b>1,956</b>
Avg. Per Game	127.7	139.7
Total Rushes	447	417
<b>Net Yards Passing</b>	<b>2,640</b>	<b>2,464</b>
Avg. Per Game	188.6	176.0
Sacked/Yards Lost	20/190	37/323
Gross Yards	2,830	2,787
Attempts/Completions	378/199	387/202
Completion Pct.	52.6%	52.2%
Had Intercepted	21	19
<b>Punts/Avg.</b>	<b>60/37.5</b>	<b>64/40.5</b>
<b>Net Punting Avg.</b>	<b>60/36.3</b>	<b>64/37.9</b>
<b>Penalties/Yards Lost</b>	<b>58/603</b>	<b>72/746</b>
<b>Fumbles/Ball Lost</b>	<b>25/14</b>	<b>32/22</b>
<b>Touchdowns</b>	<b>45</b>	<b>38</b>
Rushing	17	18
Passing	24	19
Returns	4	1
<b>Avg. Time Of Possession</b>	<b>-</b>	<b>-</b>

Morin, Milt	37	495	13.4	35	0
Johnson, Ron	24	164	6.8	18	0
Kelly, Leroy	20	267	13.4	36	1
Morrison, Reece	6	71	11.8	26	0
Scott, Bo	6	25	4.2	14	0
Glass, Chip	4	91	22.8	40	2
Jones, Dave	2	33	16.5	22	0
Hooker, Fair	2	21	10.5	12	0
Leigh, Charles	2	-9	-4.5	-4	0
<b>Browns</b>	<b>199</b>	<b>2,830</b>	<b>14.2</b>	<b>82t</b>	<b>24</b>
<b>Opponents</b>	<b>202</b>	<b>2,787</b>	<b>13.8</b>	<b>84t</b>	<b>19</b>

<b>Interceptions</b>	<b>No</b>	<b>Yds</b>	<b>Avg</b>	<b>LG</b>	<b>TD</b>
Howell, Mike	6	21	3.5	11	0
Sumner, Walt	4	82	20.5	40t	1
Kelleman, Ernie	3	40	13.3	40t	1
Garlington, John	2	4	2.0	4	0
Barnes, Erch	1	55	55.0	55t	1
Gregory, Jack	1	12	12.0	12	0
Lindsey, Dale	1	3	3.0	3	0
Upshaw, Marvin	1	0	0.0	0	0
<b>Browns</b>	<b>19</b>	<b>217</b>	<b>11.4</b>	<b>55t</b>	<b>3</b>
<b>Opponents</b>	<b>21</b>	<b>275</b>	<b>13.1</b>	<b>56</b>	<b>1</b>

<b>Score By Periods</b>	<b>1st</b>	<b>2nd</b>	<b>3rd</b>	<b>4th</b>	<b>OT</b>	<b>Tot.</b>
<b>Browns</b>	<b>77</b>	<b>117</b>	<b>70</b>	<b>87</b>	<b>0</b>	<b>- 351</b>
<b>Opponents</b>	<b>41</b>	<b>91</b>	<b>38</b>	<b>130</b>	<b>0</b>	<b>- 300</b>

<b>Punting</b>	<b>No</b>	<b>Yds</b>	<b>Avg</b>	<b>In20</b>	<b>TB</b>	<b>LG</b>	<b>Bk</b>
Cockroft, Don	57	2,138	37.5	0	6	55	1
Collins, Gary	3	112	37.3	0	1	59	0
<b>Browns</b>	<b>60</b>	<b>2,250</b>	<b>37.5</b>	<b>0</b>	<b>7</b>	<b>59</b>	<b>1</b>
<b>Opponents</b>	<b>64</b>	<b>2,593</b>	<b>40.5</b>	<b>0</b>	<b>6</b>	<b>58</b>	<b>0</b>

<b>Scoring</b>	<b>R</b>	<b>P</b>	<b>A</b>	<b>DT</b>	<b>PK</b>	<b>2Ru</b>	<b>2Pa</b>	<b>FG</b>	<b>Saf</b>	<b>TP</b>
Cockroft, Don	0	0	0	0	45/45	0	0	12/23	0	81
Collins, Gary	0	11	0	0	0/0	0	0	0/0	0	66
Kelly, Leroy	9	1	0	0	0/0	0	0	0/0	0	60
Warfield, Paul	0	10	0	0	0/0	0	0	0/0	0	60
Johnson, Ron	7	0	0	0	0/0	0	0	0/0	0	42
Glass, Chip	0	2	0	0	0/0	0	0	0/0	0	12
Johnson, Walter	0	1	0	0	0/0	0	0	0/0	0	6
Barnes, Erch	0	1	0	0	0/0	0	0	0/0	0	6
Sumner, Walt	0	1	0	0	0/0	0	0	0/0	0	6
Morrison, Reece	1	0	0	0	0/0	0	0	0/0	0	6
Kelleman, Ernie	0	1	0	0	0/0	0	0	0/0	0	6
<b>Browns</b>	<b>17</b>	<b>24</b>	<b>4</b>	<b>0</b>	<b>45/45</b>	<b>0</b>	<b>0</b>	<b>12/23</b>	<b>0</b>	<b>351</b>
<b>Opponents</b>	<b>18</b>	<b>19</b>	<b>1</b>	<b>0</b>	<b>36/37</b>	<b>0</b>	<b>0</b>	<b>12/22</b>	<b>0</b>	<b>300</b>

<b>Punt Returns</b>	<b>No</b>	<b>FC</b>	<b>Yds</b>	<b>Avg</b>	<b>LG</b>	<b>TD</b>
Sumner, Walt	9	11	72	8.0	21	0
Morrison, Reece	11	3	49	4.5	15	0
Kelly, Leroy	7	0	28	4.0	13	0
Leigh, Charles	5	1	18	3.6	14	0
<b>Browns</b>	<b>32</b>	<b>15</b>	<b>167</b>	<b>5.2</b>	<b>21</b>	<b>0</b>
<b>Opponents</b>	<b>20</b>	<b>21</b>	<b>72</b>	<b>3.6</b>	<b>55</b>	<b>0</b>

<b>Kickoff Returns</b>	<b>No</b>	<b>Yds</b>	<b>Avg</b>	<b>LG</b>	<b>TD</b>
Scott, Bo	25	722	28.9	65	0
Morrison, Reece	9	155	17.2	31	0
Brown, Dean	2	45	22.5	24	0
Kelly, Leroy	2	26	13.0	14	0
Leigh, Charles	2	6	3.0	6	0
Johnson, Ron	1	31	31.0	31	0
Kanicki, Jim	1	0	0.0	0	0
Jenkins, Al	1	0	0.0	0	0
Matheson, Bob	1	0	0.0	0	0
Mitchell, Alvin	1	0	0.0	0	0
Howell, Mike	1	0	0.0	0	0
<b>Browns</b>	<b>46</b>	<b>985</b>	<b>21.4</b>	<b>65</b>	<b>0</b>
<b>Opponents</b>	<b>56</b>	<b>1,166</b>	<b>20.8</b>	<b>48</b>	<b>0</b>

<b>Field Goals</b>	<b>1-19</b>	<b>20-29</b>	<b>30-39</b>	<b>40-49</b>	<b>50+</b>	<b>Tot.</b>
Cockroft, Don	0/0	7/8	3/8	2/6	0/1	12/23
<b>Browns</b>	<b>0/0</b>	<b>7/8</b>	<b>3/8</b>	<b>2/6</b>	<b>0/1</b>	<b>12/23</b>
<b>Opponents</b>	<b>2/3</b>	<b>4/5</b>	<b>5/6</b>	<b>1/6</b>	<b>0/2</b>	<b>12/22</b>

<b>Date</b>	<b>Result</b>	<b>Opponent</b>	<b>Att.</b>
09-21	W 27-20	at Philadelphia Eagles	60,658
09-28	W 27-23	Washington Redskins	82,581
10-05	L 21-28	Detroit Lions	82,933
10-12	W 27-17	at New Orleans Saints	71,274
10-18	W 42-31	Pittsburgh Steelers	84,078
10-26	T 21-21	St. Louis Cardinals	81,186
11-02	W 42-10	Dallas Cowboys	84,850
11-09	L 3-51	at Minnesota Vikings	47,700
11-16	W 24-3	at Pittsburgh Steelers	47,670
11-23	W 28-17	New York Giants	80,595
11-30	W 28-24	at Chicago Bears	45,050
12-07	W 20-7	Green Bay Packers	82,137
12-14	W 27-21	at St. Louis Cardinals	44,924
12-21	L 14-27	at New York Giants	62,966

**Playoff**

12-28	W 38-14	at Dallas Cowboys	69,321
-------	---------	-------------------	--------

**Championship**

1-4	L 7-27	at Minnesota Vikings	47,900
-----	--------	----------------------	--------

<b>Team Statistics</b>	<b>Browns</b>	<b>Opponent</b>
<b>Total First Downs</b>	<b>250</b>	<b>257</b>
Rushing	97	120
Passing	138	121
Penalty	15	16
3rd Down: Made/Att	0/0	0/0
3rd Down Pct.	0.0%	0.0%
4th Down: Made/Att	0/0	0/0
4th Down Pct.	0.0%	0.0%

<b>Rushing</b>	<b>No</b>	<b>Yds</b>	<b>Avg</b>	<b>LG</b>	<b>TD</b>
Kelly, Leroy	196	817	4.2	31	9
Johnson, Ron	138	472	3.4	48t	7
Morrison, Reece	59	300	5.1	54	1
Scott, Bo	44	157	3.6	20	0
Nelsen, Bill	5	-11	-2.2	3	0
Morin, Milt	2	30	15.0	22	0
Warfield, Paul	2	23	11.5	16	0
Rhyme, Jerry	1	0	0.0	0	0
<b>Browns</b>	<b>447</b>	<b>1,788</b>	<b>4.0</b>	<b>54</b>	<b>17</b>
<b>Opponents</b>	<b>417</b>	<b>1,956</b>	<b>4.7</b>	<b>57</b>	<b>18</b>

<b>Receiving</b>	<b>No</b>	<b>Yds</b>	<b>Avg</b>	<b>LG</b>	<b>TD</b>
Collins, Gary	54	786	14.6	48t	11
Warfield, Paul	42	886	21.1	82t	10

<b>Passing</b>	<b>Att</b>	<b>Cmp</b>	<b>Yds</b>	<b>Pct</b>	<b>Av/At</b>	<b>TD</b>	<b>TD%</b>	<b>Int</b>	<b>Int%</b>	<b>LG</b>	<b>TkId</b>	<b>Ratng</b>
Nelsen, Bill	352	190	2,743	54.0	7.79	23	6.5	19	5.4	82t	17/164	78.8
Kelly, Leroy	5	1	36	20.0	7.20	1	20.0	0	0.0	36t	0/0	96.7
Rhyme, Jerry	19	7	35	36.8	1.84	0	0.0	2	10.5	22	3/26	5.7
Morrison, Reece	1	1	16	100.0	16.00	0	0.0	0	0.0	16	0/0	118.8
Johnson, Ron	1	0	0	0.0	0.00	0	0.0	0	0.0	0	0/0	39.6
<b>Browns</b>	<b>378</b>	<b>199</b>	<b>2,830</b>	<b>52.6</b>	<b>7.49</b>	<b>24</b>	<b>6.3</b>	<b>21</b>	<b>5.6</b>	<b>82t</b>	<b>20/190</b>	<b>75.2</b>
<b>Opponents</b>	<b>387</b>	<b>202</b>	<b>2,787</b>	<b>52.2</b>	<b>7.20</b>	<b>19</b>	<b>4.9</b>	<b>19</b>	<b>4.9</b>	<b>84t</b>	<b>37/323</b>	<b>71.5</b>



# YEAR BY YEAR

## 1970 REGULAR SEASON RESULTS (7-7)

**Coach:** Blanton Collier

**Top Draft Choice:** QB Mike Phipps

### 1970 USUAL STARTING LINEUPS

#### Offense

WR	43	F. Hooker, 85 H. Jones
LT	77	Dick Schafrath
LG	65	John Demarie
C	54	Fred Hoaglin
RG	66	Gene Hickerson
RT	62	Joe Taffoni
TE	89	M. Morin, 83 C. Glass
WR	86	G. Collins, 85 H. Jones
QB	16	B. Nelsen, 15 M. Phipps
RB	44	L. Kelly, 26 R. Morrison
RB	35	Bo Scott, 26 R. Morrison

#### Defense

LDE	88	R. Sridow, 80 J. Jones
LDT	71	Walter Johnson
RDT	72	Jerry Sherk
RDE	81	Jack Gregory
LLB	82	J. Houston, 50 J. Garlington
MLB	82	J. Houston, 56 B. Matheson
RLB	52	B. Andrews, 51 D. Lindsey
LCB	40	Erich Barnes
RCB	29	W. Sumner, 28 B. Davis
LS	24	Ernie Kellerman
RS	34	Mike Howell

#### Net Yards Rushing

	<b>1,579</b>	<b>2,006</b>
Avg. Per Game	112.8	143.3
Total Rushes	462	451
Net Yards Passing	2,582	2,238
Avg. Per Game	184.4	159.9
Sacked/Yards Lost	16/170	35/290
Gross Yards	2,752	2,528
<b>Attempts/Completions</b>	<b>392/190</b>	<b>357/186</b>
Completion Pct.	48.5%	52.1%
Had Intercepted	24	19
<b>Punts/Avg.</b>	<b>71/42.6</b>	<b>66/42.4</b>
<b>Net Punting Avg.</b>	<b>71/41.4</b>	<b>66/38.9</b>
<b>Penalties/Yards Lost</b>	<b>65/634</b>	<b>88/871</b>
<b>Fumbles/Ball Lost</b>	<b>24/14</b>	<b>28/12</b>
<b>Touchdowns</b>	<b>35</b>	<b>32</b>
Rushing	14	10
Passing	17	16
Returns	4	6
<b>Avg. Time Of Possession</b>	<b>-</b>	<b>-</b>

#### Score By Periods

	<b>1st</b>	<b>2nd</b>	<b>3rd</b>	<b>4th</b>	<b>OT</b>	<b>Tot.</b>
<b>Browns</b>	<b>54</b>	<b>92</b>	<b>85</b>	<b>55</b>	<b>0</b>	<b>- 286</b>
<b>Opponents</b>	<b>54</b>	<b>100</b>	<b>37</b>	<b>74</b>	<b>0</b>	<b>- 265</b>

#### Scoring

	<b>Ru</b>	<b>P</b>	<b>RI</b>	<b>DI</b>	<b>PA</b>	<b>2Ru2Ps</b>	<b>F</b>	<b>SA</b>	<b>TP</b>	
Cockroft, Don	0	0	0	0	34/35	0	0	12/22	0	70
Scott, Bo	7	4	0	0	0/0	0	0	0/0	0	66
Kelly, Leroy	6	2	0	0	0/0	0	0	0/0	0	48
Collins, Gary	0	4	0	0	0/0	0	0	0/0	0	24
Jones, Homer	0	1	1	0	0/0	0	0	0/0	0	12
Glass, Chip	0	2	0	0	0/0	0	0	0/0	0	12
Hooker, Fair	0	2	0	0	0/0	0	0	0/0	0	12
Andrews, Billy	0	0	1	0	0/0	0	0	0/0	0	6
Morrison, Reece	0	1	0	0	0/0	0	0	0/0	0	6
Barnes, Erich	0	0	1	0	0/0	0	0	0/0	0	6
Minniear, Randy	1	0	0	0	0/0	0	0	0/0	0	6
Lindsey, Dale	0	0	1	0	0/0	0	0	0/0	0	6
Morin, Milt	0	1	0	0	0/0	0	0	0/0	0	6
Johnson, Walter	0	0	0	0	0/0	0	0	0/0	1	2
Sridow, Ron	0	0	0	0	0/0	0	0	0/0	1	2
Reynolds, Chuck	0	0	0	0	0/0	0	0	0/0	1	2
<b>Browns</b>	<b>14</b>	<b>17</b>	<b>4</b>	<b>0</b>	<b>34/35</b>	<b>0</b>	<b>0</b>	<b>12/22</b>	<b>3</b>	<b>286</b>
<b>Opponents</b>	<b>10</b>	<b>16</b>	<b>6</b>	<b>0</b>	<b>31/32</b>	<b>0</b>	<b>0</b>	<b>14/26</b>	<b>0</b>	<b>265</b>

#### Rushing

	<b>No</b>	<b>Yds</b>	<b>Avg</b>	<b>LG</b>	<b>TD</b>
Kelly, Leroy	206	656	3.2	33t	6
Scott, Bo	151	625	4.1	63t	7
Morrison, Reece	73	175	2.4	18	0
Minniear, Randy	12	39	3.3	9	1
Phipps, Mike	11	94	8.5	26	0
Nelsen, Bill	7	-4	-0.6	2	0
Morin, Milt	1	2	2.0	2	0
Brown, Ken	1	-8	-8.0	-8	0
<b>Browns</b>	<b>462</b>	<b>1,579</b>	<b>3.4</b>	<b>63t</b>	<b>14</b>
<b>Opponents</b>	<b>451</b>	<b>2,006</b>	<b>4.4</b>	<b>73</b>	<b>11</b>

#### Receiving

	<b>No</b>	<b>Yds</b>	<b>Avg</b>	<b>LG</b>	<b>TD</b>
Scott, Bo	40	351	8.8	24	4

Morin, Milt	37	611	16.5	36	1
Hooker, Fair	28	490	17.5	69	2
Collins, Gary	26	351	13.5	28	4
Kelly, Leroy	24	311	13.0	55	2
Glass, Chip	19	403	21.2	78t	2
Jones, Homer	10	141	14.1	43t	1
Morrison, Reece	5	95	19.0	53t	1
Minniear, Randy	1	-1	-1.0	-1	0
<b>Browns</b>	<b>190</b>	<b>2,752</b>	<b>14.5</b>	<b>78t</b>	<b>17</b>
<b>Opponents</b>	<b>186</b>	<b>2,528</b>	<b>13.6</b>	<b>81t</b>	<b>16</b>

#### Interceptions

	<b>No</b>	<b>Yds</b>	<b>Avg</b>	<b>LG</b>	<b>TD</b>
Barnes, Erich	5	85	17.0	38t	1
Sumner, Walt	4	85	21.3	34	0
Lindsey, Dale	2	65	32.5	56t	1
Houston, Jim	1	25	25.0	25	0
Andrews, Billy	1	25	25.0	25t	1
Kellerman, Ernie	1	18	18.0	18	0
Matheson, Bob	1	11	11.0	11	0
Garlington, John	1	6	6.0	6	0
Johnson, Walter	1	4	4.0	4	0
Howell, Mike	1	0	0.0	0	0
Davis, Ben	1	0	0.0	0	0
<b>Browns</b>	<b>19</b>	<b>324</b>	<b>17.1</b>	<b>56t</b>	<b>3</b>
<b>Opponents</b>	<b>24</b>	<b>399</b>	<b>16.6</b>	<b>62t</b>	<b>4</b>

#### Punting

	<b>No</b>	<b>Yds</b>	<b>Avg</b>	<b>In20</b>	<b>TB</b>	<b>LG</b>	<b>BK</b>
Cockroft, Don	71	3,023	42.6	0	7	71	1
<b>Browns</b>	<b>71</b>	<b>3,023</b>	<b>42.6</b>	<b>0</b>	<b>7</b>	<b>71</b>	<b>1</b>
<b>Opponents</b>	<b>66</b>	<b>2,801</b>	<b>42.4</b>	<b>0</b>	<b>3</b>	<b>65</b>	<b>0</b>

#### Punt Returns

	<b>No</b>	<b>FC</b>	<b>Yds</b>	<b>Avg</b>	<b>LG</b>	<b>TD</b>
Morrison, Reece	15	2	133	8.9	34	0
Sumner, Walt	8	11	70	8.8	38	0
Schoen, Tom	8	1	18	2.3	7	0
Kelly, Leroy	2	0	15	7.5	12	0
Jenkins, Al	1	0	0	0.0	0	0
Jones, Dave	0	2	0	0.0	0	0
<b>Browns</b>	<b>34</b>	<b>16</b>	<b>236</b>	<b>6.9</b>	<b>38</b>	<b>0</b>
<b>Opponents</b>	<b>23</b>	<b>28</b>	<b>83</b>	<b>3.6</b>	<b>33</b>	<b>0</b>

#### Kickoff Returns

	<b>No</b>	<b>Yds</b>	<b>Avg</b>	<b>LG</b>	<b>TD</b>
Jones, Homer	29	739	25.5	94t	1
Morrison, Reece	7	153	21.9	36	0
Brown, Ken	2	44	22.0	32	0
Matheson, Bob	2	21	10.5	14	0
Schoen, Tom	1	27	27.0	27	0
Rightetti, Joe	1	17	17.0	17	0
Morin, Milt	1	0	0.0	0	0
Glass, Chip	1	0	0.0	0	0
<b>Browns</b>	<b>44</b>	<b>1,001</b>	<b>22.8</b>	<b>94t</b>	<b>1</b>
<b>Opponents</b>	<b>39</b>	<b>956</b>	<b>24.5</b>	<b>91</b>	<b>0</b>

#### Field Goals

	<b>1-19</b>	<b>20-29</b>	<b>30-39</b>	<b>40-49</b>	<b>50+</b>	<b>Tot.</b>
Cockroft, Don	3/4	2/3	4/7	3/7	0/1	12/22
<b>Browns</b>	<b>3/4</b>	<b>2/3</b>	<b>4/7</b>	<b>3/7</b>	<b>0/1</b>	<b>12/22</b>
<b>Opponents</b>	<b>2/2</b>	<b>1/4</b>	<b>5/7</b>	<b>3/7</b>	<b>3/6</b>	<b>14/26</b>

<b>Date</b>	<b>Result</b>	<b>Opponent</b>	<b>Att.</b>
09-21	W 31-21	New York Jets	85,703
09-27	L 31-34	at San Francisco 49ers	37,502
10-03	W 15-7	Pittsburgh Steelers	84,349
10-11	W 30-27	Cincinnati Bengals	83,520
10-18	L 24-41	Detroit Lions	83,577
10-25	W 28-0	at Miami Dolphins	75,313
11-01	L 10-27	San Diego Chargers	80,047
11-08	L 20-23	at Oakland Raiders	54,463
11-15	L 10-14	at Cincinnati Bengals	60,007
11-22	W 28-14	Houston Oilers	74,723
11-29	L 9-28	at Pittsburgh Steelers	50,214
12-07	W 21-10	at Houston Oilers	50,582
12-12	L 2-6	Dallas Cowboys	75,458
12-20	W 27-13	at Denver Broncos	51,001

#### Team Statistics

	<b>Browns</b>	<b>Opponent</b>
<b>Total First Downs</b>	<b>239</b>	<b>236</b>
Rushing	84	104
Passing	134	120
Penalty	21	12
3rd Down: Made/Att	0/0	0/0
3rd Down Pct.	0.0%	0.0%
4th Down: Made/Att	0/0	0/0
4th Down Pct.	0.0%	0.0%
<b>Total Net Yards</b>	<b>4,161</b>	<b>4,244</b>
Avg. Per Game	297.2	303.1
Total Plays	870	844
Avg. Per Play	4.8	5.0

	<b>Passing</b>	<b>Att</b>	<b>Cmp</b>	<b>Yds</b>	<b>Pct</b>	<b>Av/A1</b>	<b>TD</b>	<b>TD%</b>	<b>Int</b>	<b>Int%</b>	<b>LG</b>	<b>Tkld</b>	<b>Ratng</b>
Nelsen, Bill	313	159	2,156	50.8	6.89	16	5.1	16	5.1	78t	8/79	68.9	
Phipps, Mike	60	29	529	48.3	8.82	1	1.7	5	8.3	53t	7/86	49.9	
Gault, Don	19	2	67	10.5	3.53	0	0.0	3	15.8	44	1/5	2.2	
<b>Browns</b>	<b>392</b>	<b>190</b>	<b>2,752</b>	<b>48.5</b>	<b>7.02</b>	<b>17</b>	<b>4.3</b>	<b>24</b>	<b>6.1</b>	<b>78t</b>	<b>16/170</b>	<b>60.7</b>	
<b>Opponents</b>	<b>357</b>	<b>186</b>	<b>2,528</b>	<b>52.1</b>	<b>7.08</b>	<b>16</b>	<b>4.5</b>	<b>19</b>	<b>5.3</b>	<b>81t</b>	<b>35/290</b>	<b>67.8</b>	

# YEAR BY YEAR

## 1971 REGULAR SEASON RESULTS (9-5)

Coach: Nick Skorich

Top Draft Choice: CB Clarence Scott

1971 USUAL STARTING LINEUPS

### Offense

WR	43	Fair Hooker
LT	77	D. Schaftrath, 73 D. Dieken
LG	65	John Demarie
C	54	F. Hoaglin, 64 J. Copeland
RG	66	Gene Hickerson
RT	78	Bob McKay
TE	89	Milt Morn
WR	86	G. Collins, 25 F. Pitts
QB	16	B. Nelsen, 15 M. Phipps
RB	44	Leroy Kelly
RB	35	Bo Scott

### Defense

LDE	80	J. Jones, 88 R. Snidow
LDT	71	Walter Johnson
RDT	72	Jerry Sherk
RDE	81	Jack Gregory
LLB	82	J. Houston, 50 J. Garlington
MLB	51	D. Lindsey, 82 J. Houston
RLB	52	B. Andrews, 51 D. Lindsey
LCB	22	C. Scott, 20 F. Summers
RCB	28	B. Davis, 29 W. Sumner
LS	29	W. Sumner, 24 E. Kellerman
RS	34	M. Howell, 40 E. Barnes

Total Plays	859	848	Kelly, Leroy	25	252	10.1	29	2
Avg. Per Play	4.5	4.9	Collins, Gary	15	231	15.4	29	3
<b>Net Yards Rushing</b>	<b>1,558</b>	<b>2,227</b>	Jones, Dave	4	66	16.5	21	0
Avg. Per Game	111.3	159.1	Cornell, Bo	1	18	18.0	18	0
Total Rushes	461	484	Glass, Chip	1	4	4.0	4t	1
<b>Net Yards Passing</b>	<b>2,299</b>	<b>1,967</b>	<b>Browns</b>	<b>188</b>	<b>2,521</b>	<b>13.4</b>	<b>53t</b>	<b>14</b>
Avg. Per Game	164.2	140.5	<b>Opponents</b>	<b>156</b>	<b>2,170</b>	<b>13.9</b>	<b>53</b>	<b>12</b>
Sacked/Yards Lost	22/222	25/203	<b>Interceptions</b>	<b>No</b>	<b>Yds</b>	<b>Avg</b>	<b>LG</b>	<b>TD</b>
Gross Yards	2,521	2,170	Summer, Walt	5	35	7.0	25	0
Attempts/Completions	376/188	339/156	Scott, Clarence	4	47	11.8	21	0
Completion Pct.	50.0%	46.0%	Andrews, Billy	3	34	11.3	19	0
Had Intercepted	27	24	Kellermann, Emie	3	0	0.0	0	0
<b>Punts/Avg.</b>	<b>67/39.9</b>	<b>66/42.4</b>	Howell, Mike	2	93	46.5	68	0
<b>Net Punting Avg.</b>	<b>67/36.5</b>	<b>66/37.0</b>	Lindsey, Dale	2	50	25.0	29	0
<b>Penalties/Yards Lost</b>	<b>68/612</b>	<b>86/772</b>	Davis, Ben	2	18	9.0	15	0
<b>Fumbles/Ball Lost</b>	<b>29/18</b>	<b>31/16</b>	Sherk, Jerry	2	3	1.5	3	0
<b>Touchdowns</b>	<b>34</b>	<b>30</b>	Garlington, John	1	0	0.0	0	0
Rushing	19	14	Snidow, Ron	0	3	0.0	0	0
Passing	14	12	<b>Browns</b>	<b>24</b>	<b>283</b>	<b>11.8</b>	<b>68</b>	<b>0</b>
Returns	1	4	<b>Opponents</b>	<b>27</b>	<b>453</b>	<b>16.8</b>	<b>66</b>	<b>2</b>
<b>Avg. Time Of Possession</b>	<b>-</b>	<b>-</b>						

<b>Score By Periods</b>	<b>1st</b>	<b>2nd</b>	<b>3rd</b>	<b>4th</b>	<b>OT</b>	<b>Tot.</b>			
<b>Browns</b>	<b>47</b>	<b>71</b>	<b>64</b>	<b>103</b>	<b>0</b>	<b>- 285</b>			
<b>Opponents</b>	<b>51</b>	<b>120</b>	<b>23</b>	<b>79</b>	<b>0</b>	<b>- 273</b>			

<b>Scoring</b>	<b>Ru</b>	<b>Pa</b>	<b>Rt</b>	<b>DI</b>	<b>PAT</b>	<b>2Ru2Pa</b>	<b>FG</b>	<b>Saf</b>	<b>TP</b>	
Cockroft, Don	0	0	0	0	34/34	0	0	15/28	0	79
Kelly, Leroy	10	2	0	0	0	0	0	0/0	0	72
Scott, Bo	9	1	0	0	0	0	0	0/0	0	60
Pitts, Frank	0	4	0	0	0	0	0	0/0	0	24
Collins, Gary	0	3	0	0	0	0	0	0/0	0	18
Morn, Milt	0	2	0	0	0	0	0	0/0	0	12
Glass, Chip	0	1	0	0	0	0	0	0/0	0	6
Johnson, Walter	0	0	1	0	0	0	0	0/0	0	6
Hooker, Fair	0	1	0	0	0	0	0	0/0	0	6
Dieken, Doug	0	0	0	0	0	0	0	0/0	1	2
<b>Browns</b>	<b>19</b>	<b>14</b>	<b>1</b>	<b>0</b>	<b>34/34</b>	<b>0</b>	<b>0</b>	<b>15/28</b>	<b>1</b>	<b>285</b>
<b>Opponents</b>	<b>14</b>	<b>12</b>	<b>4</b>	<b>0</b>	<b>30/30</b>	<b>0</b>	<b>0</b>	<b>21/31</b>	<b>0</b>	<b>273</b>

<b>Rushing</b>	<b>No</b>	<b>Yds</b>	<b>Avg</b>	<b>LG</b>	<b>TD</b>
Kelly, Leroy	234	865	3.7	35	10
Scott, Bo	179	606	3.4	35	9
Nelsen, Bill	13	-18	-1.4	4	0
Brown, Ken	11	47	4.3	17	0
Cornell, Bo	11	12	1.1	6	0
Phipps, Mike	6	35	5.8	15	0
Morison, Reece	5	-2	-0.4	4	0
Cockroft, Don	1	12	12.0	12	0
Morn, Milt	1	1	1.0	1	0
<b>Browns</b>	<b>461</b>	<b>1,558</b>	<b>3.4</b>	<b>35</b>	<b>19</b>
<b>Opponents</b>	<b>484</b>	<b>2,227</b>	<b>4.6</b>	<b>86t</b>	<b>14</b>

<b>Receiving</b>	<b>No</b>	<b>Yds</b>	<b>Avg</b>	<b>LG</b>	<b>TD</b>
Hooker, Fair	45	649	14.4	48	1
Morn, Milt	40	581	14.5	31	2
Scott, Bo	30	233	7.8	35	1
Pitts, Frank	27	487	18.0	53t	4

<b>Punting</b>	<b>No</b>	<b>Yds</b>	<b>Avg</b>	<b>In20</b>	<b>TD</b>	<b>LG</b>	<b>Blk</b>
Cockroft, Don	62	2,508	40.5	0	2	59	2
Collins, Gary	5	162	32.4	0	0	42	0
<b>Browns</b>	<b>67</b>	<b>2,670</b>	<b>39.9</b>	<b>0</b>	<b>2</b>	<b>59</b>	<b>2</b>
<b>Opponents</b>	<b>66</b>	<b>2,800</b>	<b>42.4</b>	<b>0</b>	<b>7</b>	<b>59</b>	<b>1</b>

<b>Punt Returns</b>	<b>No</b>	<b>FC</b>	<b>Yds</b>	<b>Avg</b>	<b>LG</b>	<b>TD</b>
Kelly, Leroy	30	4	292	9.7	74	0
Jones, Dave	9	2	63	7.0	20	0
Kellermann, Emie	1	0	4	4.0	4	0
<b>Browns</b>	<b>40</b>	<b>6</b>	<b>359</b>	<b>9.0</b>	<b>74</b>	<b>0</b>
<b>Opponents</b>	<b>26</b>	<b>19</b>	<b>227</b>	<b>8.7</b>	<b>45</b>	<b>0</b>

<b>Kickoff Returns</b>	<b>No</b>	<b>Yds</b>	<b>Avg</b>	<b>LG</b>	<b>TD</b>
Brown, Ken	15	330	22.0	35	0
Morison, Reece	9	267	29.7	52	0
Pitts, Frank	9	238	26.4	35	0
Brown, Stan	7	157	22.4	32	0
Houston, Jim	1	21	21.0	21	0
Cornell, Bo	1	19	19.0	19	0
Dieken, Doug	1	16	16.0	16	0
Kelly, Leroy	1	11	11.0	11	0
Kellermann, Emie	1	5	5.0	5	0
Glass, Chip	1	1	1.0	1	0
<b>Browns</b>	<b>46</b>	<b>1,065</b>	<b>23.2</b>	<b>52</b>	<b>0</b>
<b>Opponents</b>	<b>55</b>	<b>1,252</b>	<b>22.8</b>	<b>58</b>	<b>0</b>

<b>Field Goals</b>	<b>1-19</b>	<b>20-29</b>	<b>30-38</b>	<b>40-49</b>	<b>50+</b>	<b>Tot.</b>
Cockroft, Don	2/3	6/6	6/9	1/9	0/1	15/28
<b>Browns</b>	<b>2/3</b>	<b>6/6</b>	<b>6/9</b>	<b>1/9</b>	<b>0/1</b>	<b>15/28</b>
<b>Opponents</b>	<b>6/7</b>	<b>9/11</b>	<b>4/8</b>	<b>2/4</b>	<b>0/1</b>	<b>21/31</b>

<b>Date</b>	<b>Result</b>	<b>Opponent</b>	<b>Att.</b>
09-19	W 31-0	Houston Oilers	73,387
09-26	W 14-13	at Baltimore Colts	56,837
10-04	L 20-34	Oakland Raiders	84,285
10-10	W 27-17	Pittsburgh Steelers	83,391
10-17	W 27-24	at Cincinnati Bengals	60,284
10-24	L 0-27	Denver Broncos	75,674
10-31	L 14-31	Atlanta Falcons	76,825
11-07	L 9-26	at Pittsburgh Steelers	50,202
11-14	L 7-13	at Kansas City Chiefs	50,388
11-21	W 27-7	New England Patriots	65,238
11-28	W 37-24	at Houston Oilers	37,921
12-05	W 31-27	Cincinnati Bengals	82,705
12-12	W 21-17	at New Orleans Saints	72,794
12-19	W 20-13	at Washington Redskins	53,041
<b>Playoff</b>			
12-26	L 3-20	Baltimore Colts	74,082

<b>Team Statistics</b>	<b>Browns</b>	<b>Opponent</b>
<b>Total First Downs</b>	<b>231</b>	<b>232</b>
Rushing	89	115
Passing	127	100
Penalty	15	17
3rd Down: Made/Att	0/0	0/0
3rd Down Pct.	0.0%	0.0%
4th Down: Made/Att	0/0	0/0
4th Down Pct.	0.0%	0.0%
<b>Total Net Yards</b>	<b>3,857</b>	<b>4,194</b>
Avg. Per Game	275.5	299.6

<b>Passing</b>	<b>Att</b>	<b>Cmp</b>	<b>Yds</b>	<b>Pct</b>	<b>Av/At</b>	<b>TD</b>	<b>TD%</b>	<b>Int</b>	<b>Int%</b>	<b>LG</b>	<b>Tkld</b>	<b>Rating</b>
Nelsen, Bill	325	174	2,319	53.5	7.14	13	4.0	23	7.1	53t	22/222	60.3
Phipps, Mike	47	13	179	27.7	3.81	1	2.1	4	8.5	39	0/0	14.6
Kelly, Leroy	4	1	23	25.0	5.75	0	0.0	0	0.0	23	0/0	51.0
<b>Browns</b>	<b>376</b>	<b>188</b>	<b>2,521</b>	<b>50.0</b>	<b>6.70</b>	<b>14</b>	<b>3.7</b>	<b>27</b>	<b>7.2</b>	<b>53t</b>	<b>22/222</b>	<b>54.2</b>
<b>Opponents</b>	<b>339</b>	<b>156</b>	<b>2,170</b>	<b>46.0</b>	<b>6.40</b>	<b>12</b>	<b>3.5</b>	<b>24</b>	<b>7.1</b>	<b>53</b>	<b>25/203</b>	<b>49.4</b>



# YEAR BY YEAR

## 1972 REGULAR SEASON RESULTS (10-4)

**Coach:** Nick Skorich

**Top Draft Choice:** DB Thom Darden

### 1972 USUAL STARTING LINEUPS

#### Offense

WR	43	Fair Hooker
LT	73	Doug Dieken
LG	66	Gene Hickerson
C	61	B. DeMarco, 54 F. Hoaglin
RG	65	J. Demarie, 68 B. Pena
RT	78	B. McKay, 65 J. DeMarie
TE	89	Milt Morin
WR	25	F. Pitts, 85 P. Staroba
QB	15	M. Phipps, 16 B. Nelsen
RB	44	Leroy Kelly
RB	35	Bo Scott

#### Defense

LDE	87	R. Jackson, 81 N. Roman
LDT	71	Walter Johnson
RDT	72	Jerry Sherk
RDE	84	B. Briggs, 81 N. Roman
LLB	59	Charlie Hall
MLB	51	D. Lindsey, 82 J. Houston
RLB	52	B. Andrews, 50 J. Garlington
LCB	22	Clarence Scott
SS	28	Ben Davis
RS	27	T. Darden, 34 M. Howell
FS	29	W. Sumner, 27 T. Darden

Total Plays	817	868
Avg. Per Play	4.5	4.7
<b>Net Yards Rushing</b>	<b>1,793</b>	<b>2,333</b>
Avg. Per Game	128.1	166.6
Total Rushes	453	520
<b>Net Yards Passing</b>	<b>1,916</b>	<b>1,736</b>
Avg. Per Game	136.9	124.0
Sacked/Yards Lost	27/219	38/258
Gross Yards	2,135	1,994
Attempts/Completions	337/158	310/160
Completion Pct.	46.9%	51.6%
Had Intercepted	19	13
<b>Punts/Avg.</b>	<b>81/43.2</b>	<b>74/40.9</b>
<b>Net Punting Avg.</b>	<b>81/38.8</b>	<b>74/38.0</b>
<b>Penalties/Yards Lost</b>	<b>57/536</b>	<b>63/557</b>
<b>Fumbles/Ball Lost</b>	<b>21/9</b>	<b>39/16</b>
<b>Touchdowns</b>	<b>29</b>	<b>27</b>
Rushing	13	13
Passing	13	14
Returns	3	0
<b>Avg. Time Of Possession</b>	<b>-</b>	<b>-</b>

Kelly, Leroy	23	204	8.9	28	1
Scott, Bo	23	172	7.5	30	0
Brown, Ken	5	64	12.8	19	0
Glass, Chip	5	61	12.2	24	0
Cornell, Bo	2	7	3.5	5	0
Staroba, Paul	1	19	19.0	19t	1
Richardson, Gloster	1	7	7.0	7	0
<b>Browns</b>	<b>158</b>	<b>2,135</b>	<b>13.5</b>	<b>80t</b>	<b>13</b>
<b>Opponents</b>	<b>160</b>	<b>1,994</b>	<b>12.5</b>	<b>80t</b>	<b>14</b>

<b>Interceptions</b>	<b>No</b>	<b>Yds</b>	<b>Avg</b>	<b>LG</b>	<b>TD</b>
Darden, Thom	3	64	21.3	20	0
Davis, Ben	3	10	3.3	10	0
Roman, Nick	1	36	36.0	36t	1
Briggs, Bob	1	16	16.0	16	0
Hall, Charlie	1	12	12.0	12	0
Garlington, John	1	10	10.0	10	0
Andrews, Billy	1	4	4.0	4	0
Johnson, Walter	1	1	1.0	1	0
Howell, Mike	1	1	1.0	1	0
<b>Browns</b>	<b>13</b>	<b>154</b>	<b>11.8</b>	<b>36t</b>	<b>1</b>
<b>Opponents</b>	<b>19</b>	<b>145</b>	<b>7.6</b>	<b>35</b>	<b>0</b>

#### Score By Periods

<b>Browns</b>	<b>39</b>	<b>95</b>	<b>46</b>	<b>88</b>	<b>0</b>	<b>-</b>	<b>268</b>
<b>Opponents</b>	<b>61</b>	<b>57</b>	<b>72</b>	<b>59</b>	<b>0</b>	<b>-</b>	<b>249</b>

#### Scoring

Cockroft, Don	0	0	0	0	28/29	0	0	22/27	0	94
Pitts, Frank	0	8	0	0	0	0	0	0	0	48
Kelly, Leroy	4	1	0	0	0	0	0	0	0	30
Phipps, Mike	5	0	0	0	0	0	0	0	0	30
Hooker, Fair	0	2	0	0	0	0	0	0	0	12
Scott, Bo	2	0	0	0	0	0	0	0	0	12
Brown, Ken	2	0	0	0	0	0	0	0	0	12
Morin, Milt	0	1	0	0	0	0	0	0	0	6
Staroba, Paul	0	1	0	0	0	0	0	0	0	6
Briggs, Bob	0	0	1	0	0	0	0	0	0	6
Roman, Nick	0	0	1	0	0	0	0	0	0	6
Scott, Clarence	0	0	1	0	0	0	0	0	0	6
<b>Browns</b>	<b>13</b>	<b>13</b>	<b>3</b>	<b>0</b>	<b>28/29</b>	<b>0</b>	<b>0</b>	<b>22/27</b>	<b>0</b>	<b>268</b>
<b>Opponents</b>	<b>13</b>	<b>14</b>	<b>0</b>	<b>0</b>	<b>27/27</b>	<b>0</b>	<b>0</b>	<b>20/29</b>	<b>0</b>	<b>249</b>

#### Rushing

Kelly, Leroy	224	811	3.6	18	4
Scott, Bo	123	571	4.6	27t	2
Phipps, Mike	60	256	4.3	18	5
Brown, Ken	32	114	3.6	14	2
Cornell, Bo	7	8	1.1	7	0
Pitts, Frank	3	29	9.7	13	0
Lefear, Billy	3	6	2.0	4	0
Nelsen, Bill	1	-2	-2.0	-2	0
<b>Browns</b>	<b>453</b>	<b>1,793</b>	<b>4.0</b>	<b>27t</b>	<b>13</b>
<b>Opponents</b>	<b>520</b>	<b>2,333</b>	<b>4.5</b>	<b>75t</b>	<b>13</b>

#### Receiving

Pitts, Frank	36	620	17.2	80t	8
Hooker, Fair	32	441	13.8	43	2
Morin, Milt	30	540	18.0	36	1

<b>Punting</b>	<b>No</b>	<b>Yds</b>	<b>Avg</b>	<b>in20</b>	<b>TB</b>	<b>LG</b>	<b>Blk</b>
Cockroft, Don	81	3,498	43.2	0	4	65	0
<b>Browns</b>	<b>81</b>	<b>3,498</b>	<b>43.2</b>	<b>0</b>	<b>4</b>	<b>65</b>	<b>0</b>
<b>Opponents</b>	<b>74</b>	<b>3,023</b>	<b>40.9</b>	<b>0</b>	<b>7</b>	<b>60</b>	<b>0</b>

#### Punt Returns

Majors, Bobby	16	6	96	6.0	41	0
Darden, Thom	15	7	71	4.7	37	0
Kelly, Leroy	5	3	40	8.0	14	0
Sumner, Walt	1	2	14	14.0	14	0
<b>Browns</b>	<b>37</b>	<b>18</b>	<b>221</b>	<b>6.0</b>	<b>41</b>	<b>0</b>
<b>Opponents</b>	<b>46</b>	<b>21</b>	<b>357</b>	<b>7.8</b>	<b>60</b>	<b>0</b>

#### Kickoff Returns

Brown, Ken	20	473	23.6	47	0
Majors, Bobby	10	222	22.2	40	0
Lefear, Billy	6	138	23.0	29	0
Morrison, Reece	3	67	22.3	32	0
Johnson, Walter	2	33	16.5	24	0
<b>Browns</b>	<b>41</b>	<b>933</b>	<b>22.8</b>	<b>47</b>	<b>0</b>
<b>Opponents</b>	<b>50</b>	<b>1,198</b>	<b>24.0</b>	<b>66</b>	<b>0</b>

#### Field Goals

<b>1-19</b>	<b>20-29</b>	<b>30-39</b>	<b>40-49</b>	<b>50+</b>	<b>Tot.</b>	
Cockroft, Don	5/5	7/8	7/8	2/5	1/1	22/27
<b>Browns</b>	<b>5/5</b>	<b>7/8</b>	<b>7/8</b>	<b>2/5</b>	<b>1/1</b>	<b>22/27</b>
<b>Opponents</b>	<b>6/7</b>	<b>2/5</b>	<b>7/9</b>	<b>5/7</b>	<b>0/1</b>	<b>20/29</b>

<b>Date</b>	<b>Result</b>	<b>Opponent</b>	<b>Att.</b>
09-17	L 10-26	Green Bay Packers	75,771
09-24	W 27-17	at Philadelphia Eagles	65,720
10-01	W 27-6	Cincinnati Bengals	81,564
10-08	L 7-31	Kansas City Chiefs	83,819
10-15	L 0-17	Chicago Bears	72,339
10-22	W 23-17	at Houston Oilers	38,113
10-29	W 27-20	at Denver Broncos	61,656
11-05	W 20-0	Houston Oilers	61,985
11-13	W 21-17	at San Diego Chargers	54,205
11-19	W 26-24	Pittsburgh Steelers	83,009
11-26	W 27-10	Buffalo Bills	70,104
12-03	L 0-30	at Pittsburgh Steelers	50,350
12-09	W 27-24	at Cincinnati Bengals	59,524
12-17	W 26-10	at New York Jets	62,614
		<b>Playoff</b>	
12-24	L 14-20	at Miami Dolphins	78,196

#### Team Statistics

<b>Total First Downs</b>	<b>Browns</b>	<b>Opponent</b>
Rushing	102	130
Passing	101	89
Penalty	12	21
3rd Down: Made/Att	0/0	0/0
3rd Down Pct.	0.0%	0.0%
4th Down: Made/Att	0/0	0/0
4th Down Pct.	0.0%	0.0%
<b>Total Net Yards</b>	<b>3,709</b>	<b>4,069</b>
Avg. Per Game	264.9	290.6

<b>Passing</b>	<b>Att</b>	<b>Cmp</b>	<b>Yds</b>	<b>Pct</b>	<b>Av/At</b>	<b>TD</b>	<b>TD%</b>	<b>Int</b>	<b>Int%</b>	<b>LG</b>	<b>Thld</b>	<b>Rating</b>
Phipps, Mike	305	144	1,994	47.2	6.54	13	4.3	16	5.2	80t	23/183	61.0
Nelsen, Bill	31	14	141	45.2	4.55	0	0.0	3	9.7	26	3/29	19.1
Kelly, Leroy	1	0	0	0.0	0.00	0	0.0	0	0.0	0	1/7	39.6
<b>Browns</b>	<b>337</b>	<b>158</b>	<b>2,135</b>	<b>46.9</b>	<b>6.34</b>	<b>13</b>	<b>3.9</b>	<b>19</b>	<b>5.6</b>	<b>80t</b>	<b>27/219</b>	<b>56.9</b>
<b>Opponents</b>	<b>310</b>	<b>160</b>	<b>1,994</b>	<b>51.6</b>	<b>6.43</b>	<b>14</b>	<b>4.5</b>	<b>13</b>	<b>4.2</b>	<b>80t</b>	<b>38/258</b>	<b>69.5</b>

# YEAR BY YEAR

## 1973 REGULAR SEASON RESULTS (7-5-2)

**Coach:** Nick Skorich  
**Top Draft Choice:** WR Steve Holden

### 1973 USUAL STARTING LINEUPS

#### Offense

WR	43	F. Hooker, 42 G. Richardson
LT	73	Doug Dieken
LG	66	Gene Hickerson
C	61	B. DeMarco, 64 J. Copeland
RG	65	John Demarie
RT	78	Bob McKay
TE	89	M. Morn, 83 C. Glass
WR	25	F. Pitts, 42 G. Richardson
QB	15	Mike Phipps
RB	44	L. Kelly, 26 B. Lefear
RB	30	Ken Brown

#### Defense

LDE	80	Joe Jones
LDT	71	Walter Johnson
RDT	72	Jerry Sherk
RDE	81	Nick Roman
LLB	59	Charlie Hall
MLB	60	B. Babich, 52 B. Andrews
RLB	50	John Garlington
LCB	22	Clarence Scott
RCB	28	B. Davis, 23 C. Brooks
SS	29	W. Sumner, 21 V. Green
FS	27	T. Darden, 21 V. Green

<b>Net Yards Rushing</b>	<b>1,968</b>	<b>2,091</b>
Avg. Per Game	140.6	149.4
Total Rushes	506	513
<b>Net Yards Passing</b>	<b>1,373</b>	<b>1,736</b>
Avg. Per Game	98.1	124.0
Sacked/Yards Lost	45/368	29/248
Gross Yards	1,741	1,984
Attempts/Completions	308/152	312/144
Completion Pct.	49.4%	46.2%
Had Intercepted	20	12
<b>Punts/Avg.</b>	<b>82/40.5</b>	<b>78/40.4</b>
<b>Net Punting Avg.</b>	<b>82/37.1</b>	<b>78/36.4</b>
<b>Penalties/Yards Lost</b>	<b>70/620</b>	<b>79/738</b>
<b>Fumbles/Ball Lost</b>	<b>34/17</b>	<b>21/9</b>
<b>Touchdowns</b>	<b>24</b>	<b>24</b>
Rushing	12	7
Passing	10	16
Returns	2	1
<b>Avg. Time Of Possession</b>	<b>-</b>	<b>-</b>

Richardson, Gloster	12	175	14.6	32	1
Pruitt, Greg	9	110	12.2	42	1
Scott, Bo	6	23	3.8	9	1
Lefear, Billy	5	38	7.6	13	0
Holden, Steve	3	27	9.0	17	0
McKinnis, Hugh	3	11	3.7	12	0
Glass, Chip	2	60	30.0	47	0
<b>Browns</b>	<b>152</b>	<b>1,741</b>	<b>11.5</b>	<b>51</b>	<b>10</b>
<b>Opponents</b>	<b>144</b>	<b>1,984</b>	<b>13.8</b>	<b>70</b>	<b>16</b>

<b>Interceptions</b>	<b>No</b>	<b>Yds</b>	<b>Avg.</b>	<b>LG</b>	<b>TD</b>
Scott, Clarence	5	71	14.2	45	1
Davis, Ben	2	33	16.5	20	0
Summer, Walt	2	4	2.0	4	0
Babich, Bob	1	48	48.0	48	0
Darden, Thom	1	36	36.0	36	0
Garlington, John	1	10	10.0	10	0
<b>Browns</b>	<b>12</b>	<b>202</b>	<b>16.8</b>	<b>48</b>	<b>1</b>
<b>Opponents</b>	<b>20</b>	<b>271</b>	<b>13.6</b>	<b>39</b>	<b>0</b>

<b>Score By Period</b>	<b>1st</b>	<b>2nd</b>	<b>3rd</b>	<b>4th</b>	<b>OT</b>	<b>ToL</b>
<b>Browns</b>	<b>58</b>	<b>63</b>	<b>46</b>	<b>67</b>	<b>0</b>	<b>- 234</b>
<b>Opponents</b>	<b>50</b>	<b>76</b>	<b>69</b>	<b>60</b>	<b>0</b>	<b>- 255</b>

<b>Punting</b>	<b>No</b>	<b>Yds</b>	<b>Avg.</b>	<b>In20</b>	<b>TB</b>	<b>LG</b>	<b>Blk</b>
Cockroft, Don	82	3,321	40.5	0	3	71	1
<b>Browns</b>	<b>82</b>	<b>3,321</b>	<b>40.5</b>	<b>0</b>	<b>3</b>	<b>71</b>	<b>1</b>
<b>Opponents</b>	<b>78</b>	<b>3,151</b>	<b>40.4</b>	<b>0</b>	<b>5</b>	<b>63</b>	<b>0</b>

<b>Scoring</b>	<b>Ru</b>	<b>Pa</b>	<b>Rt</b>	<b>Df</b>	<b>PAT</b>	<b>2Ru2Pa</b>	<b>FG</b>	<b>Saf</b>	<b>TF</b>	
Cockroft, Don	0	0	0	0	24/24	0	0	22/31	0	90
Pruitt, Greg	4	1	0	0	0/0	0	0	0/0	0	30
Phipps, Mike	5	0	0	0	0/0	0	0	0/0	0	30
Pitts, Frank	0	4	0	0	0/0	0	0	0/0	0	24
Kelly, Leroy	3	0	0	0	0/0	0	0	0/0	0	18
Hooker, Fair	0	2	0	0	0/0	0	0	0/0	0	12
Morin, Milt	0	1	0	0	0/0	0	0	0/0	0	6
Richardson, G.	0	1	0	0	0/0	0	0	0/0	0	6
Scott, Bo	0	1	0	0	0/0	0	0	0/0	0	6
Pruitt, Clarence	0	0	1	0	0/0	0	0	0/0	0	6
Green, Van	0	0	1	0	0/0	0	0	0/0	0	6
<b>Browns</b>	<b>12</b>	<b>10</b>	<b>2</b>	<b>0</b>	<b>24/24</b>	<b>0</b>	<b>0</b>	<b>22/31</b>	<b>0</b>	<b>234</b>
<b>Opponents</b>	<b>7</b>	<b>16</b>	<b>1</b>	<b>0</b>	<b>24/24</b>	<b>0</b>	<b>0</b>	<b>29/46</b>	<b>0</b>	<b>255</b>

<b>Punt Returns</b>	<b>No</b>	<b>FC</b>	<b>Yds</b>	<b>Avg.</b>	<b>LG</b>	<b>TD</b>
Pruitt, Greg	16	3	180	11.3	46	0
Darden, Thom	9	10	51	5.7	11	0
Lefear, Billy	7	2	51	7.3	19	0
Holden, Steve	2	0	19	9.5	19	0
Kelly, Leroy	1	0	7	7.0	7	0
Hall, Charlie	1	0	0	0.0	0	0
<b>Browns</b>	<b>36</b>	<b>15</b>	<b>308</b>	<b>8.6</b>	<b>46</b>	<b>0</b>
<b>Opponents</b>	<b>44</b>	<b>19</b>	<b>280</b>	<b>6.4</b>	<b>48</b>	<b>0</b>

<b>Kickoff Returns</b>	<b>No</b>	<b>Yds</b>	<b>Avg.</b>	<b>LG</b>	<b>TD</b>
Pruitt, Greg	16	453	28.3	54	0
Lefear, Billy	15	337	22.5	59	0
Holden, Steve	8	172	21.5	29	0
Long, Mel	6	87	14.5	38	0
Romaniszyn, Jim	2	21	10.5	16	0
Dieken, Doug	2	14	7.0	9	0
<b>Browns</b>	<b>49</b>	<b>1,084</b>	<b>22.1</b>	<b>59</b>	<b>0</b>
<b>Opponents</b>	<b>48</b>	<b>1,165</b>	<b>24.3</b>	<b>58</b>	<b>0</b>

<b>Field Goals</b>	<b>1-19</b>	<b>20-29</b>	<b>30-39</b>	<b>40-49</b>	<b>50+</b>	<b>Tot.</b>
Cockroft, Don	4/4	7/8	4/7	7/11	0/1	22/31
<b>Browns</b>	<b>4/11</b>	<b>7/8</b>	<b>4/7</b>	<b>7/11</b>	<b>0/1</b>	<b>22/31</b>
<b>Opponents</b>	<b>11/11</b>	<b>8/9</b>	<b>4/9</b>	<b>6/15</b>	<b>0/2</b>	<b>29/46</b>

<b>Date</b>	<b>Result</b>	<b>Opponent</b>	<b>Att.</b>
09-16	W 24-14	Baltimore Colts	74,303
09-23	L 6-33	at Pittsburgh Steelers	49,396
09-30	W 12-10	New York Giants	76,065
10-07	W 17-10	Cincinnati Bengals	70,805
10-15	L 9-17	Miami Dolphins	72,070
10-21	W 42-13	Houston Oilers	61,146
10-28	T 16-16	San Diego Chargers	68,244
11-04	L 3-26	at Minnesota Vikings	45,590
11-11	W 7-3	at Houston Oilers	37,230
11-18	W 7-13	at Oakland Raiders	47,398
11-25	W 21-16	Pittsburgh Steelers	67,773
12-02	T 20-20	at Kansas City Chiefs	70,296
12-09	L 17-34	at Cincinnati Bengals	58,266
12-16	L 17-30	at Los Angeles Rams	73,948

<b>Team Statistics</b>	<b>Browns</b>	<b>Opponent</b>
<b>Total First Downs</b>	<b>200</b>	<b>196</b>
Rushing	107	102
Passing	79	79
Penalty	14	15
3rd Down: Made/Att	61/190	62/205
3rd Down Pct.	32.1%	30.2%
4th Down: Made/Att	0/0	0/0
4th Down Pct.	0.0%	0.0%
<b>Total Net Yards</b>	<b>3,341</b>	<b>3,827</b>
Avg. Per Game	238.6	273.4
Total Plays	859	854
Avg. Per Play	3.9	4.5

<b>Rushing</b>	<b>No</b>	<b>Yds</b>	<b>Avg.</b>	<b>LG</b>	<b>TD</b>
Brown, Ken	161	537	3.3	17	0
Kelly, Leroy	132	389	2.9	19	3
Pruitt, Greg	61	369	6.0	65	4
Phipps, Mike	60	395	6.6	27	5
Scott, Bo	34	79	2.3	20	0
McKinnis, Hugh	28	77	2.8	12	0
Lefear, Billy	26	135	5.2	43	0
Richardson, Gloster	3	-10	-3.3	4	0
Cockroft, Don	1	-3	-3.0	-3	0
<b>Browns</b>	<b>506</b>	<b>1,968</b>	<b>3.9</b>	<b>65</b>	<b>12</b>
<b>Opponents</b>	<b>513</b>	<b>2,091</b>	<b>4.1</b>	<b>70</b>	<b>7</b>

<b>Receiving</b>	<b>No</b>	<b>Yds</b>	<b>Avg.</b>	<b>LG</b>	<b>TD</b>
Pitts, Frank	31	317	10.2	26	4
Morin, Milt	26	417	16.0	51	1
Brown, Ken	22	187	8.5	46	0
Hooker, Fair	18	196	10.9	26	2
Kelly, Leroy	15	180	12.0	36	0

<b>Passing</b>	<b>Att</b>	<b>Cmp</b>	<b>Yds</b>	<b>Pct</b>	<b>Av/At</b>	<b>TD</b>	<b>TD%</b>	<b>Int</b>	<b>Int%</b>	<b>LG</b>	<b>Thld</b>	<b>Rating</b>
Phipps, Mike	299	148	1,719	49.5	5.75	9	3.0	20	6.7	51t	44/362	49.4
Horn, Don	8	4	22	50.0	2.75	1	12.5	0	0.0	12	1/6	95.8
Pruitt, Greg	1	0	0	0.0	0.00	0	0.0	0	0.0	0	0/0	39.6
<b>Browns</b>	<b>308</b>	<b>152</b>	<b>1,741</b>	<b>49.4</b>	<b>5.65</b>	<b>10</b>	<b>3.2</b>	<b>20</b>	<b>6.5</b>	<b>51t</b>	<b>45/368</b>	<b>50.5</b>
<b>Opponents</b>	<b>312</b>	<b>144</b>	<b>1,984</b>	<b>46.2</b>	<b>6.36</b>	<b>16</b>	<b>5.1</b>	<b>12</b>	<b>3.8</b>	<b>70t</b>	<b>29/248</b>	<b>68.1</b>



# YEAR BY YEAR

## 1974 REGULAR SEASON RESULTS (4-10)

**Cochair: Nick Skorich**  
**Top Draft Choice: OT Billy Corbett**  
**1974 USUAL STARTING LINEUPS**

**Offense**

WR	43	F. Hooker, 83 J. Dunbar
LT	73	Doug Dieken
LG	69	P. Adams, 78 B. McKay
C	61	B. DeMarco
RG	65	J. Demarie, 62 G. Holloway
RT	79	G. Sullivan, 78 B. McKay
TE	89	M. Morin, 84 J. Thaxton
WR	88	S. Holden, 42 G. Richardson
QB	15	M. Phipps, 17 B. Sipe
RB	30	K. Brown, 34 G. Pruitt
RB	34	G. Pruitt, 37 H. McKinnis

**Defense**

LDE	81	N. Roman, 74 C. Bartsich
LDT	71	Walter Johnson
RDT	72	Jerry Sherk
RDE	66	M. Seifert, 81 N. Roman
LLB	59	Charlie Hall
MLB	60	Bob Babich
RLB	50	John Garlington
LCB	22	Clarence Scott
RCB	21	V. Green, 23 C. Brooks
SS	21	V. Green, 29 W. Sumner
FS	27	T. Darden, 28 E. Brown

<b>Net Yards Rushing</b>	<b>1,924</b>	<b>2,415</b>	Morin, Milt	27	330	12.2	32	3
Avg. Per Game	137.4	172.5	Pruitt, Greg	21	274	13.0	43	1
Total Rushes	461	555	Richardson, Gloster	9	266	29.6	60t	2
<b>Net Yards Passing</b>	<b>1,727</b>	<b>2,025</b>	Scott, Bo	7	22	3.1	13	0
Avg. Per Game	123.4	144.6	Dunbar, Jubilee	6	74	12.3	25	0
Sacked/Yards Lost	48/402	28/234	Sullivan, Dave	5	92	18.4	37	0
Gross Yards	2,129	2,259	Thaxton, Jim	4	71	17.8	34	0
Attempts/Completions	367/179	308/139	Hooker, Fair	4	48	12.0	17	1
Completion Pct.	48.8%	45.1%	Lefear, Billy	4	21	5.3	8	0
Had Intercepted	24	24	Green, Van	1	27	27.0	27	0
<b>Punts/Avg.</b>	<b>90/40.5</b>	<b>76/38.0</b>	<b>Browns</b>	<b>179</b>	<b>2,129</b>	<b>11.9</b>	<b>60t</b>	<b>12</b>
<b>Net Punting Avg.</b>	<b>90/32.6</b>	<b>76/31.1</b>	<b>Opponents</b>	<b>139</b>	<b>2,259</b>	<b>16.3</b>	<b>75t</b>	<b>22</b>
<b>Penalties/Yards Lost</b>	<b>78/767</b>	<b>81/731</b>						
<b>Fumbles/Ball Lost</b>	<b>34/15</b>	<b>31/16</b>						

<b>Touchdowns</b>	<b>30</b>	<b>43</b>	<b>Interceptions</b>	<b>No</b>	<b>Yds</b>	<b>Avg</b>	<b>LG</b>	<b>TD</b>
Rushing	14	17	Darden, Thom	8	105	13.1	31	0
Passing	12	27	Scott, Clarence	4	42	10.5	25	0
Returns	4	4	Hall, Charlie	3	54	18.0	29t	1
<b>Avg. Time Of Possession</b>	<b>-</b>	<b>-</b>	Green, Van	2	56	28.0	36t	1
			Garlington, John	2	33	16.5	28	0
			Brown, Eddie	2	24	12.0	24	0
			Andrews, Billy	1	18	18.0	18	0
			Babich, Bob	1	4	4.0	4	0
			Thaxton, Jim	1	0	0.0	0	0
			<b>Browns</b>	<b>24</b>	<b>336</b>	<b>14.0</b>	<b>36t</b>	<b>2</b>
			<b>Opponents</b>	<b>24</b>	<b>423</b>	<b>17.6</b>	<b>59</b>	<b>1</b>

<b>Score By Periods</b>	<b>1st</b>	<b>2nd</b>	<b>3rd</b>	<b>4th</b>	<b>OT</b>	<b>Tot.</b>
<b>Browns</b>	<b>61</b>	<b>60</b>	<b>57</b>	<b>73</b>	<b>0</b>	<b>- 251</b>
<b>Opponents</b>	<b>62</b>	<b>103</b>	<b>116</b>	<b>63</b>	<b>0</b>	<b>- 344</b>

<b>Scoring</b>	<b>Ru</b>	<b>Pa</b>	<b>Rt</b>	<b>Df</b>	<b>PAT</b>	<b>2Rt</b>	<b>2Pa</b>	<b>FG</b>	<b>Saf</b>	<b>TP</b>
Cockroft, Don	0	0	0	0	29/30	0	0	14/16	0	71
Brown, Ken	3	2	0	0	0/0	0	0	0/0	0	36
Pruitt, Greg	3	1	1	0	0/0	0	0	0/0	0	30
Sipe, Brian	4	0	0	0	0/0	0	0	0/0	0	24
Morin, Milt	0	3	0	0	0/0	0	0	0/0	0	18
Holden, Steve	0	3	0	0	0/0	0	0	0/0	0	18
Richardson, G.	0	2	0	0	0/0	0	0	0/0	0	12
McKinnis, Hugh	2	0	0	0	0/0	0	0	0/0	0	12
Hall, Charlie	0	0	1	0	0/0	0	0	0/0	0	6
Hooker, Fair	0	1	0	0	0/0	0	0	0/0	0	6
Darden, Thom	0	0	1	0	0/0	0	0	0/0	0	6
Green, Van	0	0	1	0	0/0	0	0	0/0	0	6
Phipps, Mike	1	0	0	0	0/0	0	0	0/0	0	6
<b>Browns</b>	<b>13</b>	<b>12</b>	<b>4</b>	<b>0</b>	<b>29/30</b>	<b>0</b>	<b>0</b>	<b>14/16</b>	<b>0</b>	<b>251</b>
<b>Opponents</b>	<b>15</b>	<b>22</b>	<b>4</b>	<b>0</b>	<b>38/43</b>	<b>0</b>	<b>0</b>	<b>14/23</b>	<b>3</b>	<b>344</b>

<b>Rushing</b>	<b>No</b>	<b>Yds</b>	<b>Avg</b>	<b>LG</b>	<b>TD</b>
Pruitt, Greg	126	540	4.3	54	3
Brown, Ken	125	458	3.7	27	4
McKinnis, Hugh	124	519	4.2	44t	2
Phipps, Mike	39	279	7.2	19	1
Scott, Bo	23	86	3.7	20	0
Sipe, Brian	16	44	2.8	17	4
Lefear, Billy	6	2	0.3	4	0
Holden, Steve	1	6	-6.0	6	0
Thaxton, Jim	1	-10	-10.0	-10	0
<b>Browns</b>	<b>461</b>	<b>1,924</b>	<b>4.2</b>	<b>54</b>	<b>14</b>
<b>Opponents</b>	<b>555</b>	<b>2,415</b>	<b>4.4</b>	<b>54</b>	<b>17</b>

<b>Receiving</b>	<b>No</b>	<b>Yds</b>	<b>Avg</b>	<b>LG</b>	<b>TD</b>
McKinnis, Hugh	32	258	8.1	55	0
Holden, Steve	30	452	15.1	53	3
Brown, Ken	29	194	6.7	19	2

Darden, Thom	8	105	13.1	31	0
Scott, Clarence	4	42	10.5	25	0
Hall, Charlie	3	54	18.0	29t	1
Green, Van	2	56	28.0	36t	1
Garlington, John	2	33	16.5	28	0
Brown, Eddie	2	24	12.0	24	0
Andrews, Billy	1	18	18.0	18	0
Babich, Bob	1	4	4.0	4	0
Thaxton, Jim	1	0	0.0	0	0
<b>Browns</b>	<b>24</b>	<b>336</b>	<b>14.0</b>	<b>36t</b>	<b>2</b>
<b>Opponents</b>	<b>24</b>	<b>423</b>	<b>17.6</b>	<b>59</b>	<b>1</b>

<b>Punting</b>	<b>No</b>	<b>Yds</b>	<b>Avg</b>	<b>In20</b>	<b>TB</b>	<b>LG</b>	<b>Blk</b>
Cockroft, Don	90	3,643	40.5	0	11	64	0
<b>Browns</b>	<b>90</b>	<b>3,643</b>	<b>40.5</b>	<b>0</b>	<b>11</b>	<b>64</b>	<b>0</b>
<b>Opponents</b>	<b>76</b>	<b>2,885</b>	<b>38.0</b>	<b>0</b>	<b>3</b>	<b>56</b>	<b>0</b>

<b>Punt Returns</b>	<b>No</b>	<b>FC</b>	<b>Yds</b>	<b>Avg</b>	<b>LG</b>	<b>TD</b>
Pruitt, Greg	27	0	349	12.9	72	0
Darden, Thom	21	0	173	8.2	45	0
Lefear, Billy	2	0	1	0.5	1	0
Brown, Eddie	2	1	0	0.0	0	0
<b>Browns</b>	<b>52</b>	<b>1</b>	<b>523</b>	<b>10.1</b>	<b>72</b>	<b>0</b>
<b>Opponents</b>	<b>68</b>	<b>5</b>	<b>705</b>	<b>10.4</b>	<b>62t</b>	<b>1</b>

<b>Kickoff Returns</b>	<b>No</b>	<b>Yds</b>	<b>Avg</b>	<b>LG</b>	<b>TD</b>
Lefear, Billy	26	574	22.1	41	0
Pruitt, Greg	22	606	27.5	88t	1
Brown, Eddie	6	138	23.0	36	0
Romaniszyn, Jim	5	48	9.6	17	0
Brown, Ken	1	9	9.0	9	0
<b>Browns</b>	<b>60</b>	<b>1,375</b>	<b>22.9</b>	<b>88t</b>	<b>1</b>
<b>Opponents</b>	<b>55</b>	<b>1,345</b>	<b>24.5</b>	<b>94t</b>	<b>1</b>

<b>Field Goals</b>	<b>1-19</b>	<b>20-29</b>	<b>30-39</b>	<b>40-49</b>	<b>50+</b>	<b>Tot.</b>
Cockroft, Don	1/1	7/7	3/3	3/4	0/1	14/16
<b>Browns</b>	<b>1/1</b>	<b>7/7</b>	<b>3/3</b>	<b>3/4</b>	<b>0/1</b>	<b>14/16</b>
<b>Opponents</b>	<b>1/1</b>	<b>3/3</b>	<b>6/7</b>	<b>4/8</b>	<b>0/4</b>	<b>14/23</b>

<b>Date</b>	<b>Result</b>	<b>Opponent</b>	<b>Att.</b>
09-15	L 7-33	at Cincinnati Bengals	53,113
09-22	W 20-7	Houston Oilers	58,988
09-29	L 7-29	at St. Louis Cardinals	43,472
10-06	L 24-40	Oakland Raiders	65,247
10-13	L 24-34	Cincinnati Bengals	70,897
10-20	L 16-20	at Pittsburgh Steelers	48,100
10-27	W 23-21	Denver Broncos	60,478
11-03	L 35-36	at San Diego Chargers	36,631
11-10	W 21-14	at New England Patriots	61,279
11-17	L 16-26	Pittsburgh Steelers	77,739
11-24	L 10-15	Buffalo Bills	66,504
12-01	W 7-0	San Francisco 49ers	24,559
12-07	L 17-41	at Dallas Cowboys	48,754
12-15	L 24-28	at Houston Oilers	37,910

<b>Team Statistics</b>	<b>Browns</b>	<b>Opponent</b>
<b>Total First Downs</b>	<b>223</b>	<b>247</b>
Rushing	104	126
Passing	92	95
Penalty	27	26
3rd Down: Made/Att	67/196	74/193
3rd Down Pct.	34.2%	38.3%
4th Down: Made/Att	0/0	0/0
4th Down Pct.	0.0%	0.0%
<b>Total Net Yards</b>	<b>3,651</b>	<b>4,440</b>
Avg. Per Game	260.8	317.1
Total Plays	876	890
Avg. Per Play	4.2	5.0

<b>Passing</b>	<b>Att</b>	<b>Cmp</b>	<b>Yds</b>	<b>Pct</b>	<b>Av/At</b>	<b>TD</b>	<b>TD%</b>	<b>Int</b>	<b>Int%</b>	<b>LG</b>	<b>Thld</b>	<b>Rating</b>
Phipps, Mike	256	117	1,384	45.7	5.41	9	3.5	17	6.6	55	33/280	46.7
Sipe, Brian	108	59	603	54.6	5.58	1	0.9	7	6.5	37	15/122	47.0
Pruitt, Greg	2	2	115	100.0	57.50	2	100.0	0	0.0	60t	0/0	158.3
Cockroft, Don	1	1	27	100.0	27.00	0	0.0	0	0.0	27	0/0	118.8
<b>Browns</b>	<b>367</b>	<b>179</b>	<b>2,129</b>	<b>48.8</b>	<b>5.80</b>	<b>12</b>	<b>3.3</b>	<b>24</b>	<b>6.5</b>	<b>60t</b>	<b>48/402</b>	<b>50.6</b>
<b>Opponents</b>	<b>308</b>	<b>139</b>	<b>2,259</b>	<b>45.1</b>	<b>7.33</b>	<b>22</b>	<b>7.1</b>	<b>24</b>	<b>7.8</b>	<b>75t</b>	<b>28/234</b>	<b>61.6</b>

# YEAR BY YEAR

## 1975 REGULAR SEASON RESULTS (3-11)

**Coach:** Forrest Gregg

**Top Draft Choice:** DE Mack Mitchell

**1975 USUAL STARTING LINEUPS**

**Offense**

WR	33	Reggie Rucker
LT	73	Doug Dieken
LG	67	Chuck Hutchison
C	54	T. DeLeonie, 65 J. Demarie
RG	78	B. McKay, 68 R. Jackson
RT	79	G. Sullivan, 63 B. Darrow
TE	81	O. Roan, 89 M. Monn
WR	88	S. Holden, 80 W. Miller
QB	15	M. Phipps, 17 B. Sipe
RB	34	Greg Pruitt
RB	39	B. Pritchett, 37 H. McKinnis

**Defense**

LDE	77	Ron East
LDT	71	W. Johnson, 74 C. Bansich
RDT	72	Jerry Sheik
RDE	70	Mack Mitchell
LLB	59	Charlie Hall
MLB	52	D. Ambrose, 60 B. Babich
RLB	50	J. Garlington, 60 B. Babich
LCB	22	Clarence Scott
RCB	20	Tony Peters
SS	24	P. Athas, 21 V. Green
FS	42	N. Craig, 21 V. Green

Date	Result	Opponent	Att.
09-21	L 17-24	at Cincinnati Bengals	52,874
09-28	L 10-42	Minnesota Vikings	68,064
10-05	L 6-42	Pittsburgh Steelers	73,595
10-12	L 10-40	Houston Oilers	46,531
10-19	L 15-16	at Denver Broncos	52,590
10-26	L 7-23	Washington Redskins	56,702
11-02	L 7-21	at Baltimore Colts	35,235
11-09	L 10-21	at Detroit Lions	75,283
11-16	L 17-38	at Oakland Raiders	50,461
11-23	W 35-23	Cincinnati Bengals	56,427
11-30	W 17-16	New Orleans Saints	44,753
12-07	L 17-31	at Pittsburgh Steelers	47,962
12-14	W 40-14	Kansas City Chiefs	44,368
12-21	L 10-21	at Houston Oilers	43,770

**Team Statistics**

	Browns	Opponent
<b>Total First Downs</b>	<b>247</b>	<b>274</b>
Rushing	109	124
Passing	114	125
Penalty	24	25
3rd Down: Made/Att	78/210	96/213
3rd Down Pct.	37.1%	45.1%
4th Down: Made/Att	0/0	0/0
4th Down Pct.	0.0%	0.0%
<b>Total Net Yards</b>	<b>3,807</b>	<b>4,621</b>
Avg. Per Game	271.9	330.1
Total Plays	915	939
Avg. Per Play	4.2	4.9
<b>Net Yards Rushing</b>	<b>1,850</b>	<b>2,032</b>
Avg. Per Game	132.1	145.1

Total Rushes	440	544	Hynoski, Henry	4	31	7.8	15	0
<b>Net Yards Passing</b>	<b>1,957</b>	<b>2,589</b>	Brown, Ken	2	23	11.5	17	0
Avg. Per Game	139.8	184.9	Miller, Cleo	2	20	10.0	10	0
Sacked/Yards Lost	38/340	34/300	Morin, Milt	1	19	19.0	19	0
Gross Yards	2,297	2,889	Lefear, Billy	1	14	14.0	14	0
Attempts/Completions	437/220	361/202	Parris, Gary	1	12	12.0	12	0
Completion Pct.	50.3%	56.0%	Pooler, Larry	1	5	5.0	5	0
Had Intercepted	23	10	Craig, Neal	1	1	1.0	1	0
<b>Punts/Avg.</b>	<b>82/40.5</b>	<b>73/38.5</b>	Green, Van	1	-1	-1.0	-1	0
<b>Net Punting Avg.</b>	<b>82/34.7</b>	<b>73/34.5</b>	<b>Browns</b>	<b>220</b>	<b>2,297</b>	<b>10.4</b>	<b>48</b>	<b>7</b>
<b>Penalties/Yards Lost</b>	<b>85/851</b>	<b>88/729</b>	<b>Opponents</b>	<b>202</b>	<b>2,889</b>	<b>14.3</b>	<b>75</b>	<b>25</b>
<b>Fumbles/Ball Lost</b>	<b>35/14</b>	<b>26/16</b>						
<b>Touchdowns</b>	<b>24</b>	<b>48</b>						
Rushing	14	21						
Passing	7	25						
Returns	3	2						
<b>Avg. Time Of Possession</b>	<b>-</b>	<b>-</b>						

Score By Periods	1st	2nd	3rd	4th	OT	Tot.
<b>Browns</b>	<b>32</b>	<b>42</b>	<b>59</b>	<b>85</b>	<b>0</b>	<b>- 218</b>
<b>Opponents</b>	<b>92</b>	<b>119</b>	<b>60</b>	<b>101</b>	<b>0</b>	<b>- 372</b>

Scoring	Ru	Pa	Rt	DF	PAT	2Ru/2Pe	FG	Saf	TP	
Cockroft, Don	0	0	0	0	21/24	0	0	17/23	0	72
Pruitt, Greg	8	1	0	0	0/0	0	0	0/0	0	54
McKinnis, Hugh	4	0	0	0	0/0	0	0	0/0	0	24
Roan, Oscar	0	3	0	0	0/0	0	0	0/0	0	18
Rucker, Reggie	0	3	0	0	0/0	0	0	0/0	0	18
Miller, Willie	0	0	1	0	0/0	0	0	0/0	0	6
Hall, Charlie	0	0	1	0	0/0	0	0	0/0	0	6
Hill, Jim	0	0	1	0	0/0	0	0	0/0	0	6
Brown, Ken	1	0	0	0	0/0	0	0	0/0	0	6
Miller, Cleo	1	0	0	0	0/0	0	0	0/0	0	6
East, Ron	0	0	0	0	0/0	0	0	0/0	1	2
<b>Browns</b>	<b>14</b>	<b>7</b>	<b>3</b>	<b>0</b>	<b>21/24</b>	<b>0</b>	<b>0</b>	<b>17/23</b>	<b>1</b>	<b>218</b>
<b>Opponents</b>	<b>21</b>	<b>25</b>	<b>2</b>	<b>0</b>	<b>45/48</b>	<b>0</b>	<b>0</b>	<b>13/21</b>	<b>0</b>	<b>372</b>

Punting	No	Yds	Avg	In20	TD	LG	Blk
Cockroft, Don	82	3,317	40.5	0	7	67	1
<b>Browns</b>	<b>82</b>	<b>3,317</b>	<b>40.5</b>	<b>0</b>	<b>7</b>	<b>67</b>	<b>1</b>
<b>Opponents</b>	<b>73</b>	<b>2,810</b>	<b>38.5</b>	<b>0</b>	<b>8</b>	<b>57</b>	<b>1</b>

Punt Returns	No	FC	Yds	Avg	LG	TD
Pruitt, Greg	13	1	130	10.0	30	0
Miller, Willie	10	0	47	4.7	23	0
Athas, Pete	5	2	36	7.2	16	0
Pooler, Larry	6	0	35	5.8	11	0
Hynoski, Henry	2	0	16	8.0	9	0
Brown, Eddie	2	0	16	8.0	9	0
Lefear, Billy	1	0	14	14.0	14	0
Green, Van	1	0	0	0.0	0	0
<b>Browns</b>	<b>40</b>	<b>3</b>	<b>294</b>	<b>7.3</b>	<b>30</b>	<b>0</b>
<b>Opponents</b>	<b>45</b>	<b>15</b>	<b>469</b>	<b>10.4</b>	<b>48</b>	<b>0</b>

Kickoff Returns	No	Yds	Avg	LG	TD
Pruitt, Greg	14	302	21.6	40	0
Lefear, Billy	13	412	31.7	92	0
Hynoski, Henry	8	194	24.3	37	0
Brown, Ken	7	126	18.0	29	0
Brown, Eddie	6	126	21.0	27	0
Athas, Pete	6	95	15.8	23	0
Miller, Willie	4	94	23.5	38	0
Miller, Cleo	3	70	23.3	31	0
McKinnis, Hugh	3	39	13.0	16	0
Pooler, Larry	2	65	32.5	40	0
Ambrose, Dick	1	3	3.0	3	0
<b>Browns</b>	<b>67</b>	<b>1,526</b>	<b>22.8</b>	<b>92</b>	<b>0</b>
<b>Opponents</b>	<b>48</b>	<b>1,278</b>	<b>26.6</b>	<b>81</b>	<b>1</b>

Field Goals	1-19	20-29	30-39	40-49	50+	Tot.
Cockroft, Don	1/1	7/9	4/6	5/5	0/2	17/23
<b>Browns</b>	<b>1/1</b>	<b>7/9</b>	<b>4/6</b>	<b>5/5</b>	<b>0/2</b>	<b>17/23</b>
<b>Opponents</b>	<b>0/0</b>	<b>6/8</b>	<b>3/5</b>	<b>3/6</b>	<b>1/2</b>	<b>13/21</b>

Passing	Att	Cmp	Yds	Pct	Av/At	TD	TD%	Int	Int%	LG	Tkld	Rating
Phipps, Mike	313	162	1,749	51.8	5.59	4	1.3	19	6.1	48	28/261	47.5
Sipe, Brian	88	45	427	51.1	4.85	1	1.1	3	3.4	22	8/58	54.5
Cureton, Will	32	10	95	31.3	2.97	1	3.1	1	3.1	16	2/21	38.0
Miller, Willie	1	1	26	100.0	26.00	1	100.0	0	0.0	26t	0/0	158.3
Cockroft, Don	2	2	2	100.0	1.00	0	0.0	0	0.0	1	0/0	79.2
Hynoski, Henry	1	0	0	0.0	0.00	0	0.0	0	0.0	0	0/0	39.6
<b>Browns</b>	<b>437</b>	<b>220</b>	<b>2,299</b>	<b>50.3</b>	<b>5.26</b>	<b>7</b>	<b>1.6</b>	<b>23</b>	<b>5.3</b>	<b>48</b>	<b>38/340</b>	<b>49.4</b>
<b>Opponents</b>	<b>361</b>	<b>202</b>	<b>2,889</b>	<b>56.0</b>	<b>8.00</b>	<b>25</b>	<b>6.9</b>	<b>10</b>	<b>2.8</b>	<b>75t</b>	<b>34/300</b>	<b>93.6</b>



# YEAR BY YEAR

## 1976 REGULAR SEASON RESULTS (9-5)

**Cochair: Forrest Gregg**

**Top Draft Choice: HB Mike Pruitt**

### 1976 USUAL STARTING LINEUPS

#### Offense

WR	42	Paul Warfield
LT	73	Doug Dieken
LG	69	P. Adams, 65 H. Sheppard
C	54	Tom DeLeone
RG	68	Bob Jackson
RT	63	Barry Darrow
TE	81	O. Roan, 84 G. Parris
WR	33	Reggie Rucker
QB	17	B. Sipe, 15 M. Phipps
RB	34	G. Pruitt, 35 L. Poole
RB	30	C. Miller, 43 M. Pruitt

#### Defense

LDE	64	Joe Jones
LDT	71	Walter Johnson
RDT	72	Jerry Sherk
RDE	70	M. Mitchell, 74 M. St. Clair
LLB	59	Charlie Hall
MLB	60	B. Babich, 52 D. Ambrose
RLB	86	Gerald Irons
LCB	22	Clarence Scott
RCB	28	R. Bolton, 20 T. Peters
SS	49	N. Craig, 24 T. Brown
FS	27	Thom Darden

Date	Result	Opponent	Att.
09-19	W 38-17	New York Jets	67,496
09-19	L 14-31	at Pittsburgh Steelers	49,169
09-26	L 13-44	at Denver Broncos	62,775
10-03	L 24-45	Cincinnati Bengals	75,817
10-10	W 18-16	Pittsburgh Steelers	76,411
10-17	W 20-17	at Atlanta Falcons	33,364
10-24	W 21-17	San Diego Chargers	60,018
10-31	L 6-21	at Cincinnati Bengals	54,776
11-07	W 21-7	at Houston Oilers	39,828
11-14	W 24-3	Philadelphia Eagles	62,120
11-21	W 24-7	at Tampa Bay Buccaneers	36,930
11-28	W 17-13	Miami Dolphins	74,715
12-05	W 13-10	Houston Oilers	56,025
12-12	L 14-39	at Kansas City Chiefs	34,340

Team Statistics	Browns	Opponent
<b>Total First Downs</b>	<b>259</b>	<b>244</b>
Rushing	119	109
Passing	111	111
Penalty	29	24
3rd Down: Made/Att	89/202	76/188
3rd Down Pct.	44.1%	40.4%
4th Down: Made/Att	0/0	0/0
4th Down Pct.	0.0%	0.0%
<b>Total Net Yards</b>	<b>4,542</b>	<b>3,793</b>
Avg. Per Game	324.4	270.9
Total Plays	925	865
Avg. Per Play	4.9	4.4
<b>Net Yards Rushing</b>	<b>2,295</b>	<b>1,761</b>

Avg. Per Game	163.9	125.8	Miller, Cleo	16	145	9.1	38	0
Total Rushes	533	445	Roan, Oscar	15	174	11.6	23t	4
<b>Net Yards Passing</b>	<b>2,247</b>	<b>2,032</b>	Poole, Larry	14	70	5.0	21	0
Avg. Per Game	160.5	145.1	Holden, Steve	8	128	16.0	26t	1
Sacked/Yards Lost	19/152	30/321	Pruitt, Mike	8	26	3.3	15	0
Gross Yards	2,399	2,353	Duncan, Brian	6	49	8.2	17	1
Attempts/Completions	373/209	392/225	Logan, Dave	5	104	20.8	52	0
Completion Pct.	56.0%	57.4%	Parris, Gary	5	73	14.6	15	0
Had Intercepted	15	21	<b>Browns</b>	<b>209</b>	<b>2,399</b>	<b>11.5</b>	<b>52</b>	<b>21</b>
<b>Punts/Avg.</b>	<b>66/39.1</b>	<b>71/37.3</b>	<b>Opponents</b>	<b>225</b>	<b>2,353</b>	<b>10.5</b>	<b>69t</b>	<b>18</b>
<b>Net Punting Avg.</b>	<b>66/31.2</b>	<b>71/32.1</b>	<b>Interceptions</b>	<b>No</b>	<b>Yds</b>	<b>Avg</b>	<b>LG</b>	<b>TD</b>
<b>Penalties/Yards Lost</b>	<b>107/1,037</b>	<b>89/711</b>	Darden, Thom	7	73	10.4	21	0
<b>Fumbles/Ball Lost</b>	<b>46/22</b>	<b>24/11</b>	Scott, Clarence	4	11	2.8	5	0
<b>Touchdowns</b>	<b>32</b>	<b>37</b>	Bolton, Ron	3	76	25.3	39	1
Rushing	9	15	Babich, Bob	2	29	14.5	21	0
Passing	21	18	Brown, Terry	1	24	24.0	24	0
Returns	2	4	Hall, Charlie	1	12	12.0	12	0
<b>Avg. Time Of Possession</b>	<b>-</b>	<b>-</b>	Craig, Neal	1	8	8.0	8	0
			Irons, Gerald	1	1	1.0	1	0
<b>Score By Periods</b>	<b>1st</b>	<b>2nd</b>	<b>3rd</b>	<b>4th</b>	<b>OT</b>	<b>Tot.</b>		
<b>Browns</b>	<b>53</b>	<b>92</b>	<b>56</b>	<b>66</b>	<b>0</b>	<b>-</b>	<b>267</b>	
<b>Opponents</b>	<b>62</b>	<b>83</b>	<b>66</b>	<b>76</b>	<b>0</b>	<b>-</b>	<b>287</b>	

Scoring	Ru	Pa	Rt	Of	FXt	2Ru2Pa	FG	Saf	TP	
Cockroft, Don	0	0	0	0	27/30	0	0	15/28	0	72
Rucker, Reggie	0	8	0	0	0/0	0	0	0/0	0	48
Warfield, Paul	0	6	0	0	0/0	0	0	0/0	0	36
Pruitt, Greg	4	1	0	0	0/0	0	0	0/0	0	30
Roan, Oscar	0	4	0	0	0/0	0	0	0/0	0	24
Miller, Cleo	4	0	0	0	0/0	0	0	0/0	0	24
Holden, Steve	0	1	0	0	0/0	0	0	0/0	0	6
Jones, Joe	0	0	1	0	0/0	0	0	0/0	0	6
Poole, Larry	1	0	0	0	0/0	0	0	0/0	0	6
Duncan, Brian	0	1	0	0	0/0	0	0	0/0	0	6
Bolton, Ron	0	0	1	0	0/0	0	0	0/0	0	6
Johnson, Walter	0	0	0	0	0/0	0	0	0/0	1	2
Sipe, Brian	0	0	0	0	1/1	0	0	0/0	0	1
Team Stat.	0	0	0	0	0/1	0	0	0/0	0	0
<b>Browns</b>	<b>9</b>	<b>21</b>	<b>2</b>	<b>0</b>	<b>28/32</b>	<b>0</b>	<b>0</b>	<b>15/28</b>	<b>1</b>	<b>267</b>
<b>Opponents</b>	<b>15</b>	<b>18</b>	<b>4</b>	<b>0</b>	<b>32/37</b>	<b>0</b>	<b>0</b>	<b>11/19</b>	<b>0</b>	<b>287</b>

Rushing	No	Yds	Avg	LG	TD
Pruitt, Greg	209	1,000	4.8	64	4
Miller, Cleo	153	613	4.0	21	4
Poole, Larry	78	356	4.6	26	1
Pruitt, Mike	52	138	2.7	18	0
Sipe, Brian	18	71	3.9	17	0
Duncan, Brian	11	44	4.0	11	0
Mays, Dave	5	14	2.8	6	0
Phipps, Mike	4	26	6.5	24	0
Rucker, Reggie	2	30	15.0	27	0
Warfield, Paul	1	3	3.0	3	0
<b>Browns</b>	<b>533</b>	<b>2,295</b>	<b>4.3</b>	<b>64</b>	<b>9</b>
<b>Opponents</b>	<b>445</b>	<b>1,761</b>	<b>4.0</b>	<b>59</b>	<b>15</b>

Receiving	No	Yds	Avg	LG	TD
Rucker, Reggie	49	676	13.8	45	8
Pruitt, Greg	45	341	7.6	27	1
Warfield, Paul	38	613	16.1	37t	6

Punting	No	Yds	Avg	in20	TB	LG	Blk
Cockroft, Don	64	2,487	38.9	8	4	51	3
Mays, Dave	2	91	45.5	1	0	54	0
<b>Browns</b>	<b>66</b>	<b>2,578</b>	<b>39.1</b>	<b>9</b>	<b>4</b>	<b>54</b>	<b>3</b>
<b>Opponents</b>	<b>71</b>	<b>2,650</b>	<b>37.3</b>	<b>14</b>	<b>0</b>	<b>59</b>	<b>0</b>

Punt Returns	No	FC	Yds	Avg	LG	TD
Holden, Steve	31	2	205	6.6	38	0
Feacher, Ricky	14	1	142	10.1	49	0
Miller, Willie	5	0	22	4.4	8	0
<b>Browns</b>	<b>50</b>	<b>3</b>	<b>369</b>	<b>7.4</b>	<b>49</b>	<b>0</b>
<b>Opponents</b>	<b>45</b>	<b>8</b>	<b>517</b>	<b>11.5</b>	<b>73t</b>	<b>2</b>

Kickoff Returns	No	Yds	Avg	LG	TD
Holden, Steve	19	461	24.3	44	0
Feacher, Ricky	14	311	22.2	33	0
Duncan, Brian	6	145	24.2	27	0
Pruitt, Mike	6	106	17.7	30	0
Poole, Larry	3	62	20.7	21	0
Pruitt, Greg	1	27	27.0	27	0
Miller, Cleo	1	23	23.0	23	0
Jackson, Robert E.	1	16	16.0	16	0
Ambrose, Dick	1	16	16.0	16	0
Graf, Dave	1	15	15.0	15	0
Miller, Willie	1	0	0.0	0	0
<b>Browns</b>	<b>54</b>	<b>1,182</b>	<b>21.9</b>	<b>44</b>	<b>0</b>
<b>Opponents</b>	<b>57</b>	<b>1,347</b>	<b>23.6</b>	<b>97t</b>	<b>1</b>

Field Goals	1-15	20-29	30-39	40-49	50+	Tot.
Cockroft, Don	2/2	3/6	5/6	4/11	1/3	15/28
<b>Browns</b>	<b>2/2</b>	<b>3/6</b>	<b>5/6</b>	<b>4/11</b>	<b>1/3</b>	<b>15/28</b>
<b>Opponents</b>	<b>0/0</b>	<b>2/4</b>	<b>4/6</b>	<b>5/9</b>	<b>0/0</b>	<b>11/19</b>

Passing	Att	Cmp	Yds	Pct	Av/At	TD	TD%	Int	Int%	LG	Tkld	Rating
Sipe, Brian	312	178	2,113	57.1	6.77	17	5.4	14	4.5	52	16/142	77.3
Phipps, Mike	37	20	146	54.1	3.95	3	8.1	0	0.0	23t	1/6	90.6
Mays, Dave	20	9	101	45.0	5.05	0	0.0	1	5.0	21	2/4	39.8
Pruitt, Greg	3	2	39	66.7	13.00	1	33.3	0	0.0	29	0/0	149.3
Cockroft, Don	1	0	0	0.0	0.00	0	0.0	0	0.0	0	0/0	39.6
<b>Browns</b>	<b>373</b>	<b>209</b>	<b>2,399</b>	<b>56.0</b>	<b>6.43</b>	<b>21</b>	<b>5.6</b>	<b>15</b>	<b>4.0</b>	<b>52</b>	<b>19/152</b>	<b>77.6</b>
<b>Opponents</b>	<b>392</b>	<b>225</b>	<b>2,353</b>	<b>57.4</b>	<b>6.00</b>	<b>18</b>	<b>4.6</b>	<b>21</b>	<b>5.4</b>	<b>69t</b>	<b>32/321</b>	<b>67.9</b>

# YEAR BY YEAR

## 1977 REGULAR SEASON RESULTS (6-8)

**Coach:** Forrest Gregg/Dick Modzelewski

**Top Draft Choice:** LB Robert L. Jackson

### 1977 USUAL STARTING LINEUPS

#### Offense

WR	85	D. Logan, 42 P. Warfield
LT	73	Doug Dieken
LG	65	Henry Sheppard
C	54	Tom DeLeone
RG	68	Robert Jackson
RT	63	Barry Darrow
TE	81	O. Roan, 84 G. Paris
WR	33	Reggie Rucker
QB	17	Brian Sipe
RB	34	Greg Pruitt
RB	30	Cleo Miller

#### Defense

LDE	64	Joe Jones
LDT	66	Earl Edwards
RDT	78	M. Sims, 72 Jerry Sherk
RDE	74	M. St. Clair, 70 M. Mitchell
LLB	59	Charlie Hall
MLB	52	Dick Ambrose
RLB	86	Gerald Irons
LCB	22	Clarence Scott
RCB	21	Oliver Davis
SS	20	Tony Peters
FS	27	Thom Darden

Total Rushes	510	524	Rucker, Reggie	36	565	15.7	40	2
Net Yards Passing	<b>2,175</b>	<b>2,017</b>	Parris, Gary	21	213	10.1	26T	5
Avg. Per Game	155.4	144.1	Logan, Dave	19	284	14.9	42	1
Sacked/Yards Lost	24/199	27/281	Warfield, Paul	18	251	13.9	52T	2
Gross Yards	2,374	2,298	Poole, Larry	17	137	8.1	21	3
Attempts/Completions	377/208	340/184	Roan, Oscar	13	136	10.5	27	2
Completion Pct.	55.2%	54.1%	Pruitt, Mike	3	12	4.0	6	0
Had Intercepted	31	23	Craig, Reggie	1	5	5.0	5	0
Punts/Avg.	<b>62/39.0</b>	<b>70/37.7</b>	Duncan, Brian	1	5	5.0	5T	1
Net Punting Avg.	<b>62/30.6</b>	<b>70/33.1</b>	Luck, Terry	1	4	4.0	4T	1
Penalties/Yards Lost	<b>125/1,046</b>	<b>117/979</b>	<b>Browns</b>	<b>208</b>	<b>2,374</b>	<b>11.4</b>	<b>60</b>	<b>19</b>
Fumbles/Ball Lost	<b>34/22</b>	<b>32/16</b>	<b>Opponents</b>	<b>184</b>	<b>2,298</b>	<b>12.5</b>	<b>67T</b>	<b>14</b>
Touchdowns	<b>31</b>	<b>32</b>						
Rushing	9	14	Interceptions	No	Yds	Avg	LG	TD
Passing	19	15	Darden, Thom	6	107	17.8	49	1
Returns	3	3	Irons, Gerald	3	99	33.0	53T	1
Avg. Time Of Possession	<b>30:13</b>	<b>29:47</b>	Scott, Clarence	3	72	24.0	49T	1
			Davis, Oliver	3	71	23.7	32	0
			Bolton, Ron	3	50	16.7	43	0
			Peters, Tony	2	29	14.5	25	0
			Hall, Charlie	1	2	2.0	2	0
			Jones, Joe	1	0	0.0	0	0
			Woolsey, Rolly	1	0	0.0	0	0
			<b>Browns</b>	<b>23</b>	<b>430</b>	<b>18.7</b>	<b>53T</b>	<b>3</b>
			<b>Opponents</b>	<b>31</b>	<b>343</b>	<b>11.1</b>	<b>53</b>	<b>0</b>

#### Score By Periods

	1st	2nd	3rd	4th	OT	Tot.
<b>Browns</b>	<b>63</b>	<b>77</b>	<b>40</b>	<b>86</b>	<b>3</b>	<b>269</b>
<b>Opponents</b>	<b>68</b>	<b>100</b>	<b>38</b>	<b>61</b>	<b>0</b>	<b>267</b>

#### Scoring

	Ru	Pa	Ri	DI	PAI	2Ru2P	FG	SaI	TP	
Cockroft, Don	0	0	0	0	30/31	0	0	17/23	0	81
Miller, Cleo	4	1	0	0	0/0	0	0	0/0	0	30
Parris, Gary	0	5	0	0	0/0	0	0	0/0	0	30
Poole, Larry	1	3	0	0	0/0	0	0	0/0	0	24
Pruitt, Greg	3	1	0	0	0/0	0	0	0/0	0	24
Rucker, Reggie	0	2	0	0	0/0	0	0	0/0	0	12
Warfield, Paul	0	2	0	0	0/0	0	0	0/0	0	12
Roan, Oscar	0	2	0	0	0/0	0	0	0/0	0	12
Pruitt, Mike	1	0	0	0	0/0	0	0	0/0	0	6
Luck, Terry	0	1	0	0	0/0	0	0	0/0	0	6
Logan, Dave	0	1	0	0	0/0	0	0	0/0	0	6
Darden, Thom	0	0	1	0	0/0	0	0	0/0	0	6
Scott, Clarence	0	0	1	0	0/0	0	0	0/0	0	6
Irons, Gerald	0	0	1	0	0/0	0	0	0/0	0	6
Duncan, Brian	0	1	0	0	0/0	0	0	0/0	0	6
Sherk, Jerry	0	0	0	0	0/0	0	0	0/0	1	2
<b>Browns</b>	<b>9</b>	<b>19</b>	<b>3</b>	<b>0</b>	<b>30/31</b>	<b>0</b>	<b>0</b>	<b>17/23</b>	<b>1</b>	<b>269</b>
<b>Opponents</b>	<b>13</b>	<b>15</b>	<b>3</b>	<b>0</b>	<b>26/31</b>	<b>0</b>	<b>0</b>	<b>16/22</b>	<b>0</b>	<b>266</b>

#### Rushing

	No	Yds	Avg	LG	TD
Pruitt, Greg	236	1,086	4.6	78T	3
Miller, Cleo	163	756	4.6	38	4
Pruitt, Mike	47	205	4.4	21	1
Poole, Larry	38	118	3.1	12T	1
Sipe, Brian	10	14	1.4	9	0
Duncan, Brian	5	16	3.2	10	0
Mays, Dave	4	2	0.5	2	0
Luck, Terry	3	-2	-0.7	1	0
Rucker, Reggie	2	6	3.0	3	0
Warfield, Paul	1	2	2.0	2	0
Coleman, Greg	1	-3	-3.0	-3	0
<b>Browns</b>	<b>510</b>	<b>2,200</b>	<b>4.3</b>	<b>78T</b>	<b>9</b>
<b>Opponents</b>	<b>524</b>	<b>2,098</b>	<b>4.0</b>	<b>41</b>	<b>14</b>

#### Receiving

	No	Yds	Avg	LG	TD
Miller, Cleo	41	291	7.1	28	1
Pruitt, Greg	37	471	12.7	60	1

	No	Yds	Avg	LG	TD
Darden, Thom	6	107	17.8	49	1
Irons, Gerald	3	99	33.0	53T	1
Scott, Clarence	3	72	24.0	49T	1
Davis, Oliver	3	71	23.7	32	0
Bolton, Ron	3	50	16.7	43	0
Peters, Tony	2	29	14.5	25	0
Hall, Charlie	1	2	2.0	2	0
Jones, Joe	1	0	0.0	0	0
Woolsey, Rolly	1	0	0.0	0	0
<b>Browns</b>	<b>23</b>	<b>430</b>	<b>18.7</b>	<b>53T</b>	<b>3</b>
<b>Opponents</b>	<b>31</b>	<b>343</b>	<b>11.1</b>	<b>53</b>	<b>0</b>

#### Punting

	No	Yds	Avg	In20	TB	LG	BK
Coleman, Greg	61	2,389	39.2	21	2	58	0
Cockroft, Don	1	30	30.0	0	1	30	0
<b>Browns</b>	<b>62</b>	<b>2,419</b>	<b>39.0</b>	<b>21</b>	<b>3</b>	<b>58</b>	<b>0</b>
<b>Opponents</b>	<b>70</b>	<b>2,641</b>	<b>37.7</b>	<b>16</b>	<b>5</b>	<b>67</b>	<b>0</b>

#### Punt Returns

	No	FC	Yds	Avg	LG	TD
Woolsey, Rolly	32	3	290	9.1	44	0
Payton, Edward	3	0	17	5.7	16	0
Feacher, Ricky	2	0	15	7.5	15	0
Craig, Reggie	1	0	0	0.0	0	0
<b>Browns</b>	<b>38</b>	<b>3</b>	<b>322</b>	<b>8.5</b>	<b>44</b>	<b>0</b>
<b>Opponents</b>	<b>31</b>	<b>1</b>	<b>558</b>	<b>18.0</b>	<b>91T</b>	<b>3</b>

#### Kickoff Returns

	No	Yds	Avg	LG	TD
Duncan, Brian	15	298	19.9	36	0
Feacher, Ricky	11	219	19.9	26	0
Williams, Lawrence	8	199	24.9	32	0
Pruitt, Mike	6	131	21.8	31	0
Ellis, Kerri	5	80	16.0	30	0
Payton, Edward	4	91	22.8	34	0
Jackson, Robert E.	1	21	21.0	21	0
Ambrose, Dick	1	20	20.0	20	0
Babich, Bob	1	14	14.0	14	0
Woolsey, Rolly	1	2	2.0	2	0
<b>Browns</b>	<b>53</b>	<b>1,075</b>	<b>20.3</b>	<b>36</b>	<b>0</b>
<b>Opponents</b>	<b>50</b>	<b>986</b>	<b>19.7</b>	<b>45</b>	<b>0</b>

#### Field Goals

	1-19	20-29	30-39	40-49	50+	Tot.
Cockroft, Don	0/0	6/6	6/8	5/9	0/0	17/23
<b>Browns</b>	<b>0/0</b>	<b>6/6</b>	<b>6/8</b>	<b>5/9</b>	<b>0/0</b>	<b>17/23</b>
<b>Opponents</b>	<b>1/1</b>	<b>6/6</b>	<b>7/9</b>	<b>2/5</b>	<b>0/1</b>	<b>16/22</b>

Date	Result	Opponent	Att.
09-18	W 13-3	at Cincinnati Bengals	52,847
09-26	W 30-27	New England Patriots (OT)	76,418
10-02	L 14-28	Pittsburgh Steelers	80,588
10-09	L 10-26	Oakland Raiders	80,236
10-16	W 24-23	at Houston Oilers	47,888
10-23	W 27-16	at Buffalo Bills	60,905
10-30	W 44-7	Kansas City Chiefs	60,381
11-06	L 7-10	Cincinnati Bengals	81,932
11-13	L 31-35	at Pittsburgh Steelers	47,055
11-20	W 21-7	at New York Giants	72,576
11-27	L 0-9	Los Angeles Rams	70,352
12-04	L 14-37	at San Diego Chargers	37,312
12-11	L 15-19	Houston Oilers	30,898
12-18	L 19-20	at Seattle Seahawks	61,583

Team Statistics	Browns	Opponent
<b>Total First Downs</b>	<b>271</b>	<b>261</b>
Rushing	119	113
Passing	119	116
Penalty	33	32
3rd Down: Made/Att	76/188	74/186
3rd Down Pct.	40.4%	39.8%
4th Down: Made/Att	0/0	0/0
4th Down Pct.	0.0%	0.0%
<b>Total Net Yards</b>	<b>4,375</b>	<b>4,115</b>
Avg. Per Game	312.5	293.9
Total Plays	911	889
Avg. Per Play	4.8	4.6
<b>Net Yards Rushing</b>	<b>2,200</b>	<b>2,098</b>
Avg. Per Game	157.1	149.9

Passing	Att	Cmp	Yds	Pct	Av/At	TD	TD%	Int	Int%	LG	Thld	Rating
Sipe, Brian	195	112	1,233	57.4	6.32	9	4.6	14	7.2	52T	16/114	61.8
Mays, Dave	121	67	797	55.4	6.59	6	5.0	10	8.3	60	6/67	57.8
Luck, Terry	50	25	316	50.0	6.32	1	2.0	7	14.0	33	1/8	37.2
Pruitt, Greg	9	4	28	44.4	3.11	3	33.3	0	0.0	13	1/10	91.7
Logan, Dave	2	0	0	0.0	0.00	0	0.0	0	0.0	0	0/0	39.6
<b>Browns</b>	<b>377</b>	<b>208</b>	<b>2,374</b>	<b>55.2</b>	<b>6.30</b>	<b>19</b>	<b>5.0</b>	<b>31</b>	<b>8.2</b>	<b>60</b>	<b>24/199</b>	<b>56.8</b>
<b>Opponents</b>	<b>340</b>	<b>184</b>	<b>2,298</b>	<b>54.1</b>	<b>6.76</b>	<b>15</b>	<b>4.4</b>	<b>23</b>	<b>6.8</b>	<b>67T</b>	<b>31/281</b>	<b>61.9</b>



# YEAR BY YEAR

## 1978 REGULAR SEASON RESULTS (8-8)

Coach: Sam Rutigliano

Top Draft Choice: LB Clay Matthews

### 1978 USUAL STARTING LINEUPS

#### Offense

WR	85	Dave Logan
LT	73	Doug Dieken
LG	65	Henry Sheppard
C	54	Tom DeLeone
RG	68	Robert E. Jackson
RT	63	Barry Darrow
TE	82	Ozzie Newsome
WR	33	Reggie Rucker
QB	17	Brian Sipe
FB	43	M. Pruitt, 30 C. Miller
RB	34	Greg Pruitt

#### Defense

LDE	74	Mike St. Clair
LDT	66	Earl Edwards
RDT	72	Jerry Sherk
RDE	70	M. Mitchell, 64 J. Jones
LOLB	59	Charlie Hall
MLB	52	Dick Ambrose
ROLB	86	G. Irons, 57 C. Matthews
LCB	22	C. Scott, 28 R. Bolton
RCB	21	Oliver Davis
SS	20	Tony Peters
FS	27	Thom Darden

Avg. Per Game	334.2	334.5
Total Plays	1,036	1,083
Avg. Per Play	5.2	4.9
<b>Net Yards Rushing</b>	<b>2,488</b>	<b>2,149</b>
Avg. Per Game	155.5	134.3
Total Rushes	559	563
<b>Net Yards Passing</b>	<b>2,859</b>	<b>3,203</b>
Avg. Per Game	178.7	200.2
Sacked/Yards Lost	35/278	31/232
Gross Yards	3,137	3,435
Attempts/Completions	442/236	489/265
Completion Pct.	53.4%	54.2%
Had Intercepted	21	27
<b>Punts/Avg.</b>	<b>79/39.1</b>	<b>82/38.4</b>
<b>Net Punting Avg.</b>	<b>79/34.5</b>	<b>82/34.5</b>
<b>Penalties/Yards Lost</b>	<b>127/1,165</b>	<b>131/1,110</b>
<b>Fumbles/Ball Lost</b>	<b>50/29</b>	<b>35/18</b>
<b>Touchdowns</b>	<b>40</b>	<b>42</b>
Rushing	17	19
Passing	22	20
Returns	1	3
<b>Avg. Time Of Possession</b>	<b>30:06</b>	<b>29:54</b>

<b>Score By Periods</b>	<b>1st</b>	<b>2nd</b>	<b>3rd</b>	<b>4th</b>	<b>OT</b>	<b>Tot.</b>
<b>Browns</b>	<b>50</b>	<b>115</b>	<b>85</b>	<b>78</b>	<b>6</b>	<b>- 334</b>
<b>Opponents</b>	<b>46</b>	<b>99</b>	<b>60</b>	<b>145</b>	<b>6</b>	<b>- 356</b>

<b>Scoring</b>	<b>Ru</b>	<b>P</b>	<b>Fl</b>	<b>DT</b>	<b>INT</b>	<b>2Ru/2P</b>	<b>FG</b>	<b>Saf</b>	<b>TP</b>	
Cockroft, Don	0	0	0	0	37/40	0	0	19/28	0	94
Rucker, Reggie	0	8	0	0	0/0	0	0	0/0	0	48
Hill, Calvin	1	6	0	0	0/0	0	0	0/0	0	42
Pruitt, Mike	5	0	0	0	0/0	0	0	0/0	0	30
Pruitt, Greg	3	2	0	0	0/0	0	0	0/0	0	30
Logan, Dave	0	4	0	0	0/0	0	0	0/0	0	24
Newsome, Ozzie	2	2	0	0	0/0	0	0	0/0	0	24
Sipe, Brian	3	0	0	0	0/0	0	0	0/0	0	18
Miller, Cleo	1	0	0	0	0/0	0	0	0/0	0	6
Collins, Larry	1	0	0	0	0/0	0	0	0/0	0	6
Davis, Oliver	0	0	1	0	0/0	0	0	0/0	0	6
Miller, Mark	1	0	0	0	0/0	0	0	0/0	0	6
<b>Browns</b>	<b>17</b>	<b>22</b>	<b>1</b>	<b>0</b>	<b>37/40</b>	<b>0</b>	<b>0</b>	<b>19/28</b>	<b>0</b>	<b>334</b>
<b>Opponents</b>	<b>19</b>	<b>20</b>	<b>3</b>	<b>0</b>	<b>36/41</b>	<b>0</b>	<b>0</b>	<b>22/29</b>	<b>1</b>	<b>356</b>

<b>Rushing</b>	<b>No</b>	<b>Yds</b>	<b>Avg</b>	<b>LG</b>	<b>TD</b>
Pruitt, Greg	176	960	5.5	70t	3
Pruitt, Mike	135	560	4.1	71t	5
Miller, Cleo	89	336	3.8	18	1
Hill, Calvin	80	289	3.6	21	1
Sipe, Brian	28	87	3.1	35	3
Collins, Larry	22	64	2.9	19	1
Newsome, Ozzie	13	96	7.4	33t	2
Miller, Mark	7	63	9.0	17	1
Sullivan, Tom	5	7	1.4	5	0
Rucker, Reggie	2	14	7.0	9	0
Davis, Johnny	2	12	6.0	12	0
<b>Browns</b>	<b>559</b>	<b>2,488</b>	<b>4.5</b>	<b>71t</b>	<b>17</b>
<b>Opponents</b>	<b>563</b>	<b>2,149</b>	<b>3.8</b>	<b>39</b>	<b>19</b>

<b>Receiving</b>	<b>No</b>	<b>Yds</b>	<b>Avg</b>	<b>LG</b>	<b>TD</b>
Rucker, Reggie	43	893	20.8	69t	8
Newsome, Ozzie	38	589	15.5	47	2
Pruitt, Greg	38	292	7.7	26t	2
Logan, Dave	37	585	15.8	44	4
Hill, Calvin	25	334	13.4	53t	6
Miller, Cleo	20	152	7.6	23	0
Pruitt, Mike	20	112	5.6	15	0
Wright, Keith	8	76	9.5	20	0
Feacher, Ricky	4	76	19.0	42	0
Sullivan, Tom	1	20	20.0	20	0
Paris, Gary	1	4	4.0	4	0
Collins, Larry	1	4	4.0	4	0
<b>Browns</b>	<b>236</b>	<b>3,137</b>	<b>13.3</b>	<b>69t</b>	<b>22</b>
<b>Opponents</b>	<b>265</b>	<b>3,435</b>	<b>13.0</b>	<b>72t</b>	<b>20</b>

<b>Interceptions</b>	<b>No</b>	<b>Yds</b>	<b>Avg</b>	<b>LG</b>	<b>TD</b>
Darden, Thom	10	200	20.0	46	0
Davis, Oliver	6	65	10.8	33	1
Scott, Clarence	3	15	5.0	7	0
Ambrose, Dick	2	46	23.0	39	0
Irons, Gerald	2	9	4.5	9	0
Peters, Tony	2	7	3.5	7	0
Hall, Charlie	1	6	6.0	6	0
Matthews, Clay	1	5	5.0	5	0
<b>Browns</b>	<b>27</b>	<b>353</b>	<b>13.1</b>	<b>46</b>	<b>1</b>
<b>Opponents</b>	<b>21</b>	<b>343</b>	<b>16.3</b>	<b>65</b>	<b>2</b>

<b>Punting</b>	<b>No</b>	<b>Yds</b>	<b>Avg</b>	<b>in20</b>	<b>TD</b>	<b>LG</b>	<b>Blk</b>
Evans, Johnny	79	3,089	39.1	16	8	65	0
<b>Browns</b>	<b>79</b>	<b>3,089</b>	<b>39.1</b>	<b>16</b>	<b>8</b>	<b>65</b>	<b>0</b>
<b>Opponents</b>	<b>82</b>	<b>3,146</b>	<b>38.4</b>	<b>14</b>	<b>9</b>	<b>56</b>	<b>0</b>

<b>Punt Returns</b>	<b>No</b>	<b>FC</b>	<b>Yds</b>	<b>Avg</b>	<b>LG</b>	<b>TD</b>
Wright, Keith	37	16	288	7.8	42	0
Newsome, Ozzie	2	1	29	14.5	24	0
<b>Browns</b>	<b>39</b>	<b>17</b>	<b>317</b>	<b>8.1</b>	<b>42</b>	<b>0</b>
<b>Opponents</b>	<b>41</b>	<b>5</b>	<b>366</b>	<b>8.9</b>	<b>39</b>	<b>0</b>

<b>Kickoff Returns</b>	<b>No</b>	<b>Yds</b>	<b>Avg</b>	<b>LG</b>	<b>TD</b>
Collins, Larry	32	709	22.2	41	0
Wright, Keith	30	789	26.3	86	0
Sullivan, Tom	4	90	22.5	27	0
Rich, Randy	2	43	21.5	24	0
Pruitt, Greg	1	31	31.0	31	0
Jackson, Robert E.	1	19	19.0	19	0
Miller, Cleo	1	15	15.0	15	0
Rucker, Reggie	1	1	1.0	1	0
<b>Browns</b>	<b>72</b>	<b>1,697</b>	<b>23.6</b>	<b>86</b>	<b>0</b>
<b>Opponents</b>	<b>72</b>	<b>1,469</b>	<b>20.4</b>	<b>95t</b>	<b>1</b>

<b>Field Goals</b>	<b>1-19</b>	<b>20-29</b>	<b>30-39</b>	<b>40-49</b>	<b>50+</b>	<b>Tot.</b>
Cockroft, Don	1/2	6/7	2/5	10/12	0/2	19/28
<b>Browns</b>	<b>1/2</b>	<b>6/7</b>	<b>2/5</b>	<b>10/12</b>	<b>0/2</b>	<b>19/28</b>
<b>Opponents</b>	<b>2/2</b>	<b>9/9</b>	<b>5/10</b>	<b>6/8</b>	<b>0/0</b>	<b>22/29</b>

<b>Date</b>	<b>Result</b>	<b>Opponent</b>	<b>Att.</b>
09-03	W 24-7	San Francisco 49ers	68,973
09-10	W 13-10	Cincinnati Bengals (OT)	72,691
09-17	W 24-16	at Atlanta Falcons	56,648
09-24	L 9-15	at Pittsburgh Steelers (OT)	49,573
10-01	L 13-16	Houston Oilers	72,776
10-08	W 24-16	at New Orleans Saints	50,158
10-15	L 14-34	Pittsburgh Steelers	81,302
10-22	L 3-17	at Kansas City Chiefs	41,157
10-29	W 41-20	Buffalo Bills	51,409
11-05	L 10-14	at Houston Oilers	45,827
11-12	L 7-19	Denver Broncos	70,856
11-19	W 45-24	at Baltimore Colts	45,341
11-26	W 30-19	Los Angeles Rams	55,158
12-03	L 24-47	at Seattle Seahawks	62,262
12-10	W 37-34	New York Jets (OT)	36,881
12-17	L 16-48	at Cincinnati Bengals	46,985

<b>Team Statistics</b>	<b>Browns</b>	<b>Opponent</b>
<b>Total First Downs</b>	<b>293</b>	<b>329</b>
Rushing	133	117
Passing	130	174
Penalty	30	38
3rd Down: Made/Att	85/217	96/230
3rd Down Pct.	39.2%	41.7%
4th Down: Made/Att	0/0	0/0
4th Down Pct.	0.0%	0.0%
<b>Total Net Yards</b>	<b>5,347</b>	<b>5,352</b>

<b>Passing</b>	<b>Att</b>	<b>Cmp</b>	<b>Yds</b>	<b>Pct</b>	<b>Av/At</b>	<b>TD</b>	<b>TD%</b>	<b>Int</b>	<b>Int%</b>	<b>LG</b>	<b>Thld</b>	<b>Rating</b>
Sipe, Brian	399	222	2,906	55.6	7.28	21	5.3	15	3.8	69t	29/229	80.7
Miller, Mark	39	13	212	33.3	5.44	1	2.6	4	10.3	44	5/47	21.5
Evans, Johnny	1	1	19	100.0	19.00	0	0.0	0	0.0	0	0/0	118.8
Pruitt, Greg	3	0	0	0.0	0.00	0	0.0	2	66.7	0	0/0	0.0
Hill, Calvin	0	0	0	0.0	0.00	0	0.0	0	0.0	0	1/2	39.6
<b>Browns</b>	<b>442</b>	<b>236</b>	<b>3,137</b>	<b>53.4</b>	<b>7.10</b>	<b>22</b>	<b>5.0</b>	<b>21</b>	<b>4.8</b>	<b>69t</b>	<b>35/278</b>	<b>72.9</b>
<b>Opponents</b>	<b>489</b>	<b>265</b>	<b>3,435</b>	<b>54.2</b>	<b>7.02</b>	<b>20</b>	<b>4.1</b>	<b>27</b>	<b>5.5</b>	<b>72t</b>	<b>31/232</b>	<b>67.1</b>

# YEAR BY YEAR

## 1979 REGULAR SEASON RESULTS (9-7)

**Coach:** Sam Rutigliano

**Top Draft Choice:** WR Willis Adams

### 1979 USUAL STARTING LINEUPS

#### Offense

WR	85	Dave Logan
LT	73	Doug Dieken
LG	63	Cody Risien
C	54	Tom DeLeone
RG	68	Robert E. Jackson
RT	65	Henry Sheppard
TE	82	Ozzie Newsome
WR	33	Reggie Rucker
QB	17	Brian Sipe
FB	43	Mike Pruitt
RB	35	C. Hill, 34 G. Pruitt

#### Defense

LDE	77	Lyle Alzado
LDT	78	Mickey Sims
RDT	72	Jerry Sherk
RDE	81	Jack Gregory
LOLB	59	Charlie Hall
MLB	52	Dick Ambrose
ROLB	57	Clay Matthews
LCB	28	Ron Bolton
RCB	21	Oliver Davis
SS	22	Clarence Scott
FS	27	Thom Darden

<b>Net Yards Rushing</b>	<b>2,281</b>	<b>2,604</b>	Rucker, Reggie	43	749	17.4	54	6
Avg. Per Game	142.6	162.8	Pruitt, Mike	41	372	9.1	50	2
Total Rushes	504	577	Hill, Calvin	38	381	10.0	31	2
<b>Net Yards Passing</b>	<b>3,491</b>	<b>3,046</b>	Miller, Cleo	26	251	9.7	33	0
Avg. Per Game	218.2	190.4	Pruitt, Greg	14	155	11.1	27	1
Sacked/Yards Lost	43/347	31/243	Feacher, Ricky	7	103	14.7	25	1
Gross Yards	3,838	3,289	Hall, Dino	2	14	7.0	8	0
Attempts/Completions	545/289	468/271	Moranity, Pat	1	17	17.0	17	0
Completion Pct.	53.0%	57.9%	Weathers, Curtis	1	14	14.0	14	0
Had Intercepted	27	16	Wright, Keith	1	13	13.0	13	0
<b>Punts/Avg.</b>	<b>69/41.2</b>	<b>80/41.4</b>	Adams, Willis	1	6	6.0	6	0
<b>Net Punting Avg.</b>	<b>69/35.8</b>	<b>80/37.1</b>	<b>Browns</b>	<b>289</b>	<b>3,838</b>	<b>13.3</b>	<b>74</b>	<b>28</b>
<b>Penalties/Yards Lost</b>	<b>82/709</b>	<b>118/1,018</b>	<b>Opponents</b>	<b>271</b>	<b>3,289</b>	<b>12.1</b>	<b>62</b>	<b>14</b>
<b>Fumbles/Ball Lost</b>	<b>28/17</b>	<b>39/16</b>						
<b>Touchdowns</b>	<b>45</b>	<b>42</b>	<b>Interceptions</b>	<b>No</b>	<b>Yds</b>	<b>Avg</b>	<b>LG</b>	<b>TD</b>
Rushing	16	25	Darden, Thom	5	125	25.0	39	1
Passing	28	14	Scott, Clarence	3	56	18.7	29	0
Returns	1	3	Bolton, Ron	3	20	6.7	13	0
<b>Avg. Time Of Possession</b>	<b>29:29</b>	<b>30:31</b>	Hall, Charlie	2	14	7.0	11	0
			Davis, Oliver	1	33	33.0	33	0
			Matthews, Clay	1	30	30.0	30	0
			Ambrose, Dick	1	0	0.0	0	0
			<b>Browns</b>	<b>16</b>	<b>278</b>	<b>17.4</b>	<b>39</b>	<b>1</b>
			<b>Opponents</b>	<b>27</b>	<b>315</b>	<b>11.7</b>	<b>50</b>	<b>1</b>

<b>Score By Periods</b>	<b>1st</b>	<b>2nd</b>	<b>3rd</b>	<b>4th</b>	<b>OT</b>	<b>Tot.</b>
<b>Browns</b>	<b>91</b>	<b>66</b>	<b>78</b>	<b>115</b>	<b>9</b>	<b>359</b>
<b>Opponents</b>	<b>94</b>	<b>81</b>	<b>60</b>	<b>114</b>	<b>3</b>	<b>352</b>

<b>Scoring</b>	<b>Ru</b>	<b>Pa</b>	<b>Rt</b>	<b>Df</b>	<b>PAT</b>	<b>2Ru2Pa</b>	<b>FG</b>	<b>Saf</b>	<b>TP</b>	
Cockroft, Don	0	0	0	0	38/43	0	0	17/29	0	89
Pruitt, Mike	9	2	0	0	0	0	0	0	0	66
Newsome, Ozzie	0	9	0	0	0	0	0	0	0	54
Logan, Dave	0	7	0	0	0	0	0	0	0	42
Rucker, Reggie	0	6	0	0	0	0	0	0	0	36
Hill, Calvin	1	2	0	0	0	0	0	0	0	18
Moranity, Pat	2	0	0	0	0	0	0	0	0	12
Sipe, Brian	2	0	0	0	0	0	0	0	0	12
Feacher, Ricky	0	1	0	0	0	0	0	0	0	6
Pruitt, Greg	0	1	0	0	0	0	0	0	0	6
Miller, Cleo	1	0	0	0	0	0	0	0	0	6
Darden, Thom	0	0	1	0	0	0	0	0	0	6
Hall, Dino	1	0	0	0	0	0	0	0	0	6
Team, Stat	0	0	0	0	1	0	0	0	0	0
<b>Browns</b>	<b>16</b>	<b>28</b>	<b>1</b>	<b>0</b>	<b>38/44</b>	<b>0</b>	<b>0</b>	<b>17/29</b>	<b>0</b>	<b>359</b>
<b>Opponents</b>	<b>25</b>	<b>14</b>	<b>3</b>	<b>0</b>	<b>34/42</b>	<b>0</b>	<b>0</b>	<b>22/35</b>	<b>0</b>	<b>352</b>

<b>Rushing</b>	<b>No</b>	<b>Yds</b>	<b>Avg</b>	<b>LG</b>	<b>TD</b>
Pruitt, Mike	264	1,294	4.9	77	9
Pruitt, Greg	62	233	3.8	27	0
Hill, Calvin	53	193	3.6	33	1
Sipe, Brian	45	188	4.2	34	2
Miller, Cleo	39	213	5.5	39	1
Hall, Dino	22	152	6.9	52	1
Moranity, Pat	14	11	0.8	8	2
Adams, Willis	2	4	2.0	3	0
Newsome, Ozzie	1	6	6.0	6	0
Feacher, Ricky	1	-1	-1.0	-1	0
Miller, Mark	1	-2	-2.0	-2	0
<b>Browns</b>	<b>504</b>	<b>2,291</b>	<b>4.5</b>	<b>77</b>	<b>16</b>
<b>Opponents</b>	<b>577</b>	<b>2,604</b>	<b>4.5</b>	<b>71</b>	<b>25</b>

<b>Receiving</b>	<b>No</b>	<b>Yds</b>	<b>Avg</b>	<b>LG</b>	<b>TD</b>
Logan, Dave	59	982	16.6	46	7
Newsome, Ozzie	55	781	14.2	74	9

<b>Punt Returns</b>	<b>No</b>	<b>FC</b>	<b>Yds</b>	<b>Avg</b>	<b>LG</b>	<b>TD</b>
Hall, Dino	29	5	295	10.2	47	0
Wright, Keith	12	6	50	4.2	13	0
Newsome, Ozzie	0	1	0	0.0	0	0
Burrell, Clinton	0	2	0	0.0	0	0
<b>Browns</b>	<b>41</b>	<b>14</b>	<b>345</b>	<b>8.4</b>	<b>47</b>	<b>0</b>
<b>Opponents</b>	<b>45</b>	<b>2</b>	<b>375</b>	<b>8.3</b>	<b>38</b>	<b>0</b>

<b>Kickoff Returns</b>	<b>No</b>	<b>Yds</b>	<b>Avg</b>	<b>LG</b>	<b>TD</b>
Hall, Dino	50	1,014	20.3	33	0
Wright, Keith	15	402	26.8	45	0
Feacher, Ricky	2	51	25.5	27	0
Rich, Randy	2	10	5.0	6	0
Pruitt, Greg	1	22	22.0	22	0
Jackson, Robert E.	1	18	18.0	18	0
Miller, Cleo	1	14	14.0	14	0
Weathers, Curtis	1	0	0.0	0	0
Miller, Matt	1	0	0.0	0	0
Moranity, Pat	1	0	0.0	0	0
<b>Browns</b>	<b>75</b>	<b>1,531</b>	<b>20.4</b>	<b>45</b>	<b>0</b>
<b>Opponents</b>	<b>70</b>	<b>1,324</b>	<b>18.9</b>	<b>51</b>	<b>0</b>

<b>Field Goals</b>	<b>1-19</b>	<b>20-29</b>	<b>30-39</b>	<b>40-49</b>	<b>50+</b>	<b>Tot.</b>
Cockroft, Don	0/0	5/6	8/12	3/8	1/3	17/29
<b>Browns</b>	<b>0/0</b>	<b>5/6</b>	<b>8/12</b>	<b>3/8</b>	<b>1/3</b>	<b>17/29</b>
<b>Opponents</b>	<b>1/2</b>	<b>6/9</b>	<b>9/13</b>	<b>6/11</b>	<b>0/0</b>	<b>22/35</b>

<b>Date</b>	<b>Result</b>	<b>Opponent</b>	<b>Att.</b>
09-02	W 25-22	at New York Jets (OT)	48,472
09-09	W 27-24	at Kansas City Chiefs	42,181
09-16	W 13-10	Baltimore Colts	73,889
09-24	W 26-7	Dallas Cowboys	80,123
09-30	L 10-31	at Houston Oilers	48,915
10-07	L 35-51	Pittsburgh Steelers	81,260
10-14	L 9-13	Washington Redskins	63,323
10-21	W 28-27	Cincinnati Bengals	75,119
10-28	W 38-20	at St. Louis Cardinals	47,845
11-04	W 24-19	at Philadelphia Eagles	69,019
11-11	L 24-29	Seattle Seahawks	72,440
11-18	W 30-24	Miami Dolphins (OT)	80,374
11-25	L 30-33	at Pittsburgh Steelers (OT)	48,773
12-02	W 14-7	Houston Oilers	69,112
12-09	L 14-19	at Oakland Raiders	52,641
12-16	L 12-16	at Cincinnati Bengals	42,183

<b>Team Statistics</b>	<b>Browns</b>	<b>Opponent</b>
<b>Total First Downs</b>	<b>350</b>	<b>307</b>
Rushing	125	136
Passing	189	158
Penalty	36	13
3rd Down: Made/Att	99/222	105/240
3rd Down Pct.	44.6%	43.8%
4th Down: Made/Att	0/0	0/0
4th Down Pct.	0.0%	0.0%
<b>Total Net Yards</b>	<b>5,772</b>	<b>5,650</b>
Avg. Per Game	360.8	353.1
Total Plays	1,092	1,076
Avg. Per Play	5.3	5.3

<b>Passing</b>	<b>Att</b>	<b>Cmp</b>	<b>Yds</b>	<b>Pct</b>	<b>Av/At</b>	<b>TD</b>	<b>TD%</b>	<b>Int</b>	<b>Int%</b>	<b>LG</b>	<b>Thld</b>	<b>Rating</b>
Sipe, Brian	535	286	3,793	53.5	7.09	28	5.2	26	4.9	74	43/347	73.4
Miller, Mark	8	2	31	25.0	3.88	0	0.0	1	12.5	17	0/0	3.6
Evans, Johnny	2	1	14	50.0	7.00	0	0.0	0	0.0	14	0/0	72.9
<b>Browns</b>	<b>545</b>	<b>289</b>	<b>3,838</b>	<b>53.0</b>	<b>7.04</b>	<b>28</b>	<b>5.1</b>	<b>27</b>	<b>5.0</b>	<b>74</b>	<b>43/347</b>	<b>72.1</b>
<b>Opponents</b>	<b>468</b>	<b>271</b>	<b>3,289</b>	<b>57.9</b>	<b>7.03</b>	<b>14</b>	<b>3.0</b>	<b>16</b>	<b>3.4</b>	<b>62</b>	<b>31/243</b>	<b>75.3</b>



# YEAR BY YEAR

## 1980 REGULAR SEASON RESULTS (1-15)

**Coach:** Sam Rutigliano  
**Top Draft Choice:** RB Charles White  
**1980 USUAL STARTING LINEUPS**

### Offense

WR	85	Dave Logan
LT	73	Doug Dieken
LG	65	Henry Sheppard
C	54	Tom DeLeone
RG	64	Joe DeLamielleure
RT	63	Cody Risien
TE	82	Ozzie Newsome
WR	33	Reggie Rucker
QB	17	Brian Sipe
FB	43	Mike Pruitt
RB	34	Greg Pruitt

### Defense

LDE	90	Marshall Harris
NT	91	Henry Bradley
RDE	77	Lyle Alzado
LOLB	59	Charlie Hall
LILB	56	Robert L. Jackson
RILB	52	Dick Ambrose
ROLB	57	Clay Matthews
LCB	28	Ron Bolton
RCB	49	Clinton Burrell
FS	27	Thom Darden
SS	22	Clarence Scott

Avg. Per Game	349.3	351.6
Total Plays	1,016	1,051
Avg. Per Play	5.5	5.4
<b>Net Yards Rushing</b>	<b>1,673</b>	<b>1,761</b>
Avg. Per Game	104.6	110.1
Total Rushes	436	485
<b>Net Yards Passing</b>	<b>3,915</b>	<b>3,865</b>
Avg. Per Game	244.7	241.6
Sacked/Yards Lost	23/217	31/224
Gross Yards	4,132	4,089
Attempts/Completions	557/338	536/336
Completion Pct.	60.7%	62.7%
Had Intercepted	14	22
<b>Punts/Avg.</b>	<b>66/38.3</b>	<b>63/37.2</b>
<b>Net Punting Avg.</b>	<b>66/34.6</b>	<b>63/34.7</b>
<b>Penalties/Yards Lost</b>	<b>117/1,042</b>	<b>96/766</b>
<b>Fumbles/Ball Lost</b>	<b>24/14</b>	<b>23/10</b>
<b>Touchdowns</b>	<b>45</b>	<b>37</b>
Rushing	15	12
Passing	30	23
Returns	0	2
<b>Avg. Time Of Possession</b>	<b>28:44</b>	<b>31:16</b>

<b>Score By Periods</b>	<b>1st</b>	<b>2nd</b>	<b>3rd</b>	<b>4th</b>	<b>OT</b>	<b>Tot.</b>
<b>Browns</b>	<b>41</b>	<b>134</b>	<b>84</b>	<b>98</b>	<b>0</b>	<b>- 357</b>
<b>Opponents</b>	<b>32</b>	<b>69</b>	<b>109</b>	<b>100</b>	<b>0</b>	<b>- 310</b>

<b>Scoring</b>	<b>Ru</b>	<b>Pa</b>	<b>Rt</b>	<b>Df</b>	<b>PAT</b>	<b>2Ru/2Pa</b>	<b>FG</b>	<b>Sa</b>	<b>Tf</b>	<b>Pt</b>
Cockroft, Don	0	0	0	0	39/44	0	0	16/26	0	87
Pruitt, Mike	6	0	0	0	0/0	0	0	0/0	0	36
Hill, Calvin	0	6	0	0	0/0	0	0	0/0	0	36
White, Charles	5	1	0	0	0/0	0	0	0/0	0	36
Pruitt, Greg	0	5	0	0	0/0	0	0	0/0	0	30
Logan, Dave	0	4	0	0	0/0	0	0	0/0	0	24
Feacher, Ricky	0	4	0	0	0/0	0	0	0/0	0	24
Rucker, Reggie	0	4	0	0	0/0	0	0	0/0	0	24
Wright, Keith	0	3	0	0	0/0	0	0	0/0	0	18
Newsome, Ozzie	0	3	0	0	0/0	0	0	0/0	0	18
Miller, Cleo	3	0	0	0	0/0	0	0	0/0	0	18
Sipe, Brian	1	0	0	0	0/0	0	0	0/0	0	6
Team, Stat	0	0	0	0	0/1	0	0	0/0	0	0
<b>Browns</b>	<b>15</b>	<b>30</b>	<b>0</b>	<b>0</b>	<b>39/45</b>	<b>0</b>	<b>0</b>	<b>16/26</b>	<b>0</b>	<b>357</b>
<b>Opponents</b>	<b>11</b>	<b>23</b>	<b>2</b>	<b>0</b>	<b>32/37</b>	<b>0</b>	<b>0</b>	<b>18/29</b>	<b>1</b>	<b>310</b>

<b>Rushing</b>	<b>No</b>	<b>Yds</b>	<b>Avg</b>	<b>LQ</b>	<b>TD</b>
Pruitt, Mike	249	1,034	4.2	56t	6
White, Charles	86	279	3.2	16	5
Pruitt, Greg	40	117	2.9	19	0
Miller, Cleo	28	139	5.0	50	3
Sipe, Brian	20	55	2.8	24	1
McDonald, Paul	3	-2	-0.7	0	0
Evans, Johnny	3	-6	-2.0	0	0
Hall, Dino	2	26	13.0	19	0
Newsome, Ozzie	2	13	6.5	9	0
Adams, Willis	2	7	3.5	15	0
Hill, Calvin	1	11	11.0	11	0
<b>Browns</b>	<b>436</b>	<b>1,673</b>	<b>3.8</b>	<b>56t</b>	<b>15</b>
<b>Opponents</b>	<b>485</b>	<b>1,761</b>	<b>3.6</b>	<b>32</b>	<b>12</b>

<b>Receiving</b>	<b>No</b>	<b>Yds</b>	<b>Avg</b>	<b>LQ</b>	<b>TD</b>
Pruitt, Mike	63	471	7.5	28	0
Rucker, Reggie	52	768	14.8	45	4
Logan, Dave	51	822	16.1	65	4
Newsome, Ozzie	51	594	11.6	44	3
Pruitt, Greg	50	444	8.9	43	5
Hill, Calvin	27	383	14.2	50	6
White, Charles	17	153	9.0	31t	1
Feacher, Ricky	10	244	24.4	55t	4
Adams, Willis	8	165	20.6	39	0
Wright, Keith	3	62	20.7	39t	3
Oden, McDonald	3	18	6.0	8	0
Miller, Cleo	2	8	4.0	7	0
<b>Browns</b>	<b>337</b>	<b>4,132</b>	<b>12.3</b>	<b>65</b>	<b>30</b>
<b>Opponents</b>	<b>336</b>	<b>4,089</b>	<b>12.2</b>	<b>72</b>	<b>23</b>

<b>Interceptions</b>	<b>No</b>	<b>Yds</b>	<b>Avg</b>	<b>LQ</b>	<b>TD</b>
Bolton, Ron	6	62	10.3	29	0
Burrell, Clinton	5	51	10.2	29	0
Darden, Thom	2	42	21.0	23	0
Jackson, Robert L.	2	15	7.5	9	0
Scott, Clarence	2	14	7.0	9	0
Hall, Charlie	2	3	1.5	3	0
Davis, Oliver	1	70	70.0	47	0
Matthews, Clay	1	6	6.0	6	0
Johnson, Lawrence	1	3	3.0	3	0
<b>Browns</b>	<b>22</b>	<b>266</b>	<b>12.1</b>	<b>47</b>	<b>0</b>
<b>Opponents</b>	<b>14</b>	<b>270</b>	<b>19.3</b>	<b>93t</b>	<b>0</b>

<b>Punting</b>	<b>No</b>	<b>Yds</b>	<b>Avg</b>	<b>in20</b>	<b>TB</b>	<b>LG</b>	<b>Blk</b>
Evans, Johnny	66	2,530	38.3	12	7	56	0
<b>Browns</b>	<b>66</b>	<b>2,530</b>	<b>38.3</b>	<b>12</b>	<b>7</b>	<b>56</b>	<b>0</b>
<b>Opponents</b>	<b>63</b>	<b>2,356</b>	<b>37.4</b>	<b>16</b>	<b>4</b>	<b>62</b>	<b>0</b>

<b>Punt Returns</b>	<b>No</b>	<b>FC</b>	<b>Yds</b>	<b>Avg</b>	<b>LG</b>	<b>TD</b>
Wright, Keith	29	4	129	4.4	15	0
Hall, Dino	6	3	41	6.8	14	0
<b>Browns</b>	<b>35</b>	<b>7</b>	<b>170</b>	<b>4.9</b>	<b>15</b>	<b>0</b>
<b>Opponents</b>	<b>38</b>	<b>6</b>	<b>245</b>	<b>6.4</b>	<b>15</b>	<b>0</b>

<b>Kickoff Returns</b>	<b>No</b>	<b>Yds</b>	<b>Avg</b>	<b>LG</b>	<b>TD</b>
Hall, Dino	32	691	21.6	40	0
Wright, Keith	25	576	23.0	50	0
Miller, Cleo	2	22	11.0	13	0
White, Charles	1	20	20.0	20	0
Jackson, Robert E.	1	0	0.0	0	0
Flint, Judson	1	0	0.0	0	0
Darden, Thom	1	-1	-1.0	-1	0
<b>Browns</b>	<b>63</b>	<b>1,308</b>	<b>20.8</b>	<b>50</b>	<b>0</b>
<b>Opponents</b>	<b>71</b>	<b>1,018</b>	<b>14.3</b>	<b>31</b>	<b>0</b>

<b>Field Goals</b>	<b>1-19</b>	<b>20-29</b>	<b>30-39</b>	<b>40-49</b>	<b>50+</b>	<b>Tot.</b>
Cockroft, Don	0/0	6/7	5/7	5/9	0/3	16/26
<b>Browns</b>	<b>0/0</b>	<b>6/7</b>	<b>5/7</b>	<b>5/9</b>	<b>0/3</b>	<b>16/26</b>
<b>Opponents</b>	<b>3/3</b>	<b>7/7</b>	<b>5/11</b>	<b>3/6</b>	<b>0/2</b>	<b>18/29</b>

<b>Date</b>	<b>Result</b>	<b>Opponent</b>	<b>Att.</b>
09-07	L 17-34	at New England Patriots	49,222
09-15	L 7-16	Houston Oilers	80,243
09-21	W 20-13	Kansas City Chiefs	63,614
09-28	W 34-27	at Tampa Bay Buccaneers	65,540
10-05	L 16-19	Denver Broncos	81,065
0-12	W 27-3	at Seattle Seahawks	61,366
10-19	W 26-21	Green Bay Packers	75,548
10-26	W 27-26	Pittsburgh Steelers	79,095
11-03	W 27-21	Chicago Bears	83,224
11-09	W 28-27	at Baltimore Colts	45,369
11-16	L 13-16	at Pittsburgh Steelers	54,563
11-23	W 31-7	Cincinnati Bengals	79,253
1-30	W 17-14	at Houston Oilers	51,514
2-07	W 17-14	New York Jets	78,454
2-14	L 23-28	at Minnesota Vikings	42,202
2-21	W 27-24	at Cincinnati Bengals	50,058

### Playoff

1-4	L 12-14	Oakland Raiders	77,655
<b>Team Statistics</b>	<b>Browns</b>	<b>Opponent</b>	
<b>Total First Downs</b>	<b>336</b>	<b>340</b>	
Rushing	102	105	
Passing	207	197	
Penalty	27	38	
3rd Down: Made/Att	98/207	105/220	
3rd Down Pct.	47.3%	47.7%	
4th Down: Made/Att	0/0	0/0	
4th Down Pct.	0.0%	0.0%	
<b>Total Net Yards</b>	<b>5,588</b>	<b>5,626</b>	

<b>Passing</b>	<b>Att</b>	<b>Cmp</b>	<b>Yds</b>	<b>Pct</b>	<b>Av/At</b>	<b>TD</b>	<b>TD%</b>	<b>Int</b>	<b>Int%</b>	<b>LG</b>	<b>Tkld</b>	<b>Rating</b>
Sipe, Brian	554	337	4,132	60.8	7.46	30	5.4	14	2.5	65	23/217	91.4
Cockroft, Don	1	0	0	0.0	0.00	0	0.0	0	0.0	0	0/0	39.6
<b>Browns</b>	<b>555</b>	<b>337</b>	<b>4,132</b>	<b>60.7</b>	<b>7.45</b>	<b>30</b>	<b>5.4</b>	<b>14</b>	<b>2.5</b>	<b>65</b>	<b>23/217</b>	<b>91.2</b>
<b>Opponents</b>	<b>480</b>	<b>306</b>	<b>3,746</b>	<b>63.8</b>	<b>7.80</b>	<b>20</b>	<b>4.2</b>	<b>20</b>	<b>4.2</b>	<b>72</b>	<b>31/218</b>	<b>84.3</b>

# YEAR BY YEAR

## 1981 REGULAR SEASON RESULTS (5-11)

Coach: Sam Rutigliano

Top Draft Choice: CB Hanford Dixon

### 1981 USUAL STARTING LINEUPS

#### Offense

WR	85	Dave Logan
LT	73	Doug Dieken
LG	68	R. Jackson, 65 H. Sheppard
C	54	T. DeLeone, 79 G. Sullivan
RG	64	Joe DeLamielleure
RT	63	Cody Risien
TE	82	Ozzie Newsome
WR	33	R. Rucker, 83 R. Feacher
QB	17	Brian Sipe
FB	43	Mike Pruitt
RB	34	G. Pruitt, 25 C. White

#### Defense

LDE	90	M. Hams, 97 T. Brown
NT	91	Henry Bradley
RDE	77	Lyle Alzado
LOLB	50	Don Goode
ULB	56	Robert L. Jackson
RILB	52	Dick Ambrose
ROLB	57	Clay Matthews
LCB	28	Ron Bolton
RCB	48	L. Johnson, 29 H. Dixon
SS	22	Clarence Scott
FS	49	C. Burrell, 27 T. Darden

Avg. Per Play	5.2	5.3
<b>Net Yards Rushing</b>	<b>1,929</b>	<b>2,078</b>
Avg. Per Game	120.6	129.9
Total Rushes	474	516
<b>Net Yards Passing</b>	<b>3,986</b>	<b>3,289</b>
Avg. Per Game	249.1	205.6
Sacked/Yards Lost	40/353	31/223
Gross Yards	4,339	3,512
Attempts/Completions	624/348	469/275
Completion Pct.	55.8%	58.6%
Had Intercepted	27	15
<b>Punts/Avg.</b>	<b>68/42.4</b>	<b>78/40.7</b>
<b>Net Punting Avg.</b>	<b>68/38.7</b>	<b>78/35.9</b>
<b>Penalties/Yards Lost</b>	<b>109/971</b>	<b>100/870</b>
<b>Fumbles/Ball Lost</b>	<b>38/26</b>	<b>31/20</b>
<b>Touchdowns</b>	<b>32</b>	<b>45</b>
Rushing	11	14
Passing	21	28
Returns	0	3
<b>Avg. Time Of Possession</b>	<b>30:59</b>	<b>29:01</b>

Pruitt, Mike	63	442	7.0	21	1
Logan, Dave	31	497	16.0	40t	4
Feacher, Ricky	29	654	22.6	48	3
Rucker, Reggie	27	532	19.7	49	1
White, Charles	27	219	8.1	21	0
Hill, Calvin	17	150	8.8	23	2
Miller, Cleo	16	139	8.7	17	0
Fulton, Dan	2	38	19.0	27	0
Adams, Willis	1	24	24.0	24	0
Oden, McDonald	1	6	6.0	6	0
<b>Browns</b>	<b>348</b>	<b>4,339</b>	<b>12.5</b>	<b>62</b>	<b>21</b>
<b>Opponents</b>	<b>275</b>	<b>3,512</b>	<b>12.8</b>	<b>60t</b>	<b>28</b>

<b>Score By Periods</b>	<b>1st</b>	<b>2nd</b>	<b>3rd</b>	<b>4th</b>	<b>OT</b>	<b>Tot.</b>
<b>Browns</b>	<b>31</b>	<b>109</b>	<b>55</b>	<b>81</b>	<b>0</b>	<b>- 276</b>
<b>Opponents</b>	<b>89</b>	<b>103</b>	<b>82</b>	<b>98</b>	<b>3</b>	<b>- 375</b>

<b>Interceptions</b>	<b>No</b>	<b>Yds</b>	<b>Avg</b>	<b>LG</b>	<b>TD</b>
Scott, Clarence	4	46	11.5	26	0
Darden, Thom	3	68	22.7	45	0
Flint, Judson	2	33	16.5	33	0
Matthews, Clay	2	14	7.0	8	0
Bolton, Ron	1	3	3.0	3	0
Goode, Don	1	1	1.0	1	0
Logan, Dave	1	0	0.0	0	0
Ambrose, Dick	1	0	0.0	0	0
<b>Browns</b>	<b>15</b>	<b>165</b>	<b>11.0</b>	<b>45</b>	<b>0</b>
<b>Opponents</b>	<b>27</b>	<b>347</b>	<b>12.9</b>	<b>82t</b>	<b>0</b>

<b>Scoring</b>	<b>Ru</b>	<b>Pa</b>	<b>Rt</b>	<b>Df</b>	<b>PAT</b>	<b>2Ru2Pa</b>	<b>FG</b>	<b>Sa</b>	<b>Ft</b>	
Bahr, Matt	0	0	0	0	22/22	0	0	13/20	0	61
Pruitt, Mike	7	1	0	0	0/0	0	0	0/0	0	48
Newsome, Ozzie	0	6	0	0	0/0	0	0	0/0	0	36
Logan, Dave	0	4	0	0	0/0	0	0	0/0	0	24
Pruitt, Greg	0	4	0	0	0/0	0	0	0/0	0	24
Jacobs, Dave	0	0	0	0	9/10	0	0	4/12	0	21
Feacher, Ricky	0	3	0	0	0/0	0	0	0/0	0	18
Hill, Calvin	0	2	0	0	0/0	0	0	0/0	0	12
Miller, Cleo	2	0	0	0	0/0	0	0	0/0	0	12
Rucker, Reggie	0	1	0	0	0/0	0	0	0/0	0	6
White, Charles	1	0	0	0	0/0	0	0	0/0	0	6
Sipe, Brian	1	0	0	0	0/0	0	0	0/0	0	6
Team, Stat	0	0	0	0	0/0	0	0	0/0	1	2
Cox, Steve	0	0	0	0	0/0	0	0	0/1	0	0
<b>Browns</b>	<b>11</b>	<b>21</b>	<b>0</b>	<b>0</b>	<b>31/32</b>	<b>0</b>	<b>0</b>	<b>17/33</b>	<b>1</b>	<b>276</b>
<b>Opponents</b>	<b>14</b>	<b>28</b>	<b>3</b>	<b>0</b>	<b>40/45</b>	<b>0</b>	<b>0</b>	<b>21/34</b>	<b>1</b>	<b>375</b>

<b>Punting</b>	<b>No</b>	<b>Yds</b>	<b>Avg</b>	<b>In20</b>	<b>TB</b>	<b>LG</b>	<b>Blk</b>
Cox, Steve	68	2,884	42.4	11	12	66	2
<b>Browns</b>	<b>68</b>	<b>2,884</b>	<b>42.4</b>	<b>11</b>	<b>12</b>	<b>66</b>	<b>2</b>
<b>Opponents</b>	<b>78</b>	<b>3,173</b>	<b>40.7</b>	<b>20</b>	<b>6</b>	<b>59</b>	<b>0</b>

<b>Date</b>	<b>Result</b>	<b>Opponent</b>	<b>Att.</b>
09-07	L 14-44	San Diego Chargers	78,904
09-13	L 3-9	Houston Oilers	79,483
09-20	W 20-17	at Cincinnati Bengals	52,170
09-27	W 28-17	Atlanta Falcons	78,283
10-04	L 16-27	at Los Angeles Rams	63,924
10-11	L 7-13	at Pittsburgh Steelers	53,255
10-18	W 20-17	New Orleans Saints	76,059
10-25	W 42-28	Baltimore Colts	78,986
11-01	L 13-22	at Buffalo Bills	78,266
11-08	L 20-23	at Denver Broncos (OT)	74,859
11-15	W 15-12	at San Francisco 49ers	52,445
11-22	L 10-32	Pittsburgh Steelers	77,958
11-29	L 21-41	Cincinnati Bengals	75,186
12-03	L 13-17	at Houston Oilers	44,502
12-12	L 13-14	New York Jets	56,866
12-20	L 21-42	at Seattle Seahawks	51,435

<b>Team Statistics</b>	<b>Browns</b>	<b>Opponent</b>
<b>Total First Downs</b>	<b>364</b>	<b>299</b>
Rushing	131	119
Passing	196	157
Penalty	37	23
3rd Down: Made/Att	92/225	78/212
3rd Down Pct.	40.9%	36.8%
4th Down: Made/Att	0/0	0/0
4th Down Pct.	0.0%	0.0%
<b>Total Net Yards</b>	<b>5,915</b>	<b>5,294</b>
Avg. Per Game	369.7	337.1
Total Plays	1,138	1,016

<b>Rushing</b>	<b>No</b>	<b>Yds</b>	<b>Avg</b>	<b>LG</b>	<b>TD</b>
Pruitt, Mike	247	1,103	4.5	21	7
White, Charles	97	342	3.5	26	1
Miller, Cleo	52	165	3.2	13	2
Sipe, Brian	38	153	4.0	22	1
Pruitt, Greg	31	124	4.0	15	0
Hill, Calvin	4	23	5.8	9	0
Newsome, Ozzie	2	20	10.0	14	0
McDonald, Paul	2	0	0.0	2	0
Feacher, Ricky	1	-1	-1.0	-1	0
<b>Browns</b>	<b>474</b>	<b>1,929</b>	<b>4.1</b>	<b>26</b>	<b>11</b>
<b>Opponents</b>	<b>516</b>	<b>2,078</b>	<b>4.0</b>	<b>79t</b>	<b>14</b>

<b>Punt Returns</b>	<b>No</b>	<b>FC</b>	<b>Yds</b>	<b>Avg</b>	<b>LG</b>	<b>TD</b>
Hall, Dino	33	6	248	7.5	40	0
Montgomery, Cleotha	17	0	121	7.1	17	0
<b>Browns</b>	<b>50</b>	<b>6</b>	<b>369</b>	<b>7.4</b>	<b>40</b>	<b>0</b>
<b>Opponents</b>	<b>30</b>	<b>4</b>	<b>253</b>	<b>8.4</b>	<b>34</b>	<b>0</b>

<b>Kickoff Returns</b>	<b>No</b>	<b>Yds</b>	<b>Avg</b>	<b>LG</b>	<b>TD</b>
Hall, Dino	36	813	22.6	48	0
Montgomery, Cleotha	14	334	23.9	38	0
White, Charles	12	243	20.3	32	0
Pruitt, Greg	3	82	27.3	30	0
Miller, Cleo	3	35	11.7	22	0
Brown, Thomas	2	17	8.5	10	0
Johnson, Eddie	1	7	7.0	7	0
Miller, Matt	1	6	6.0	6	0
<b>Browns</b>	<b>72</b>	<b>1,537</b>	<b>21.3</b>	<b>48</b>	<b>0</b>
<b>Opponents</b>	<b>45</b>	<b>1,156</b>	<b>25.7</b>	<b>88</b>	<b>0</b>

<b>Field Goals</b>	<b>1-19</b>	<b>20-29</b>	<b>30-39</b>	<b>40-49</b>	<b>50+</b>	<b>Tot.</b>
Bahr, Matt	3/3	5/5	5/9	0/2	0/1	13/20
Jacobs, Dave	0/0	2/3	2/6	0/1	0/2	4/12
Cox, Steve	0/0	0/0	0/0	0/0	0/1	0/1
<b>Browns</b>	<b>3/3</b>	<b>7/8</b>	<b>7/15</b>	<b>0/3</b>	<b>0/4</b>	<b>17/33</b>
<b>Opponents</b>	<b>1/1</b>	<b>8/12</b>	<b>6/9</b>	<b>5/11</b>	<b>1/1</b>	<b>21/34</b>

<b>Passing</b>	<b>Att</b>	<b>Cmp</b>	<b>Yds</b>	<b>Pct</b>	<b>Av/At</b>	<b>TD</b>	<b>TD%</b>	<b>Int</b>	<b>Int%</b>	<b>LG</b>	<b>Tkld</b>	<b>Rating</b>
Sipe, Brian	567	313	3,876	55.2	6.84	17	3.0	25	4.4	62	34/310	68.2
McDonald, Paul	57	35	463	61.4	8.12	4	7.0	2	3.5	46	6/43	95.9
<b>Browns</b>	<b>624</b>	<b>348</b>	<b>4,339</b>	<b>55.8</b>	<b>6.95</b>	<b>21</b>	<b>3.4</b>	<b>27</b>	<b>4.3</b>	<b>62</b>	<b>40/353</b>	<b>70.7</b>
<b>Opponents</b>	<b>469</b>	<b>275</b>	<b>3,512</b>	<b>58.6</b>	<b>7.49</b>	<b>28</b>	<b>6.0</b>	<b>15</b>	<b>3.2</b>	<b>60t</b>	<b>29/223</b>	<b>88.7</b>



# YEAR BY YEAR

## 1982 REGULAR SEASON RESULTS (4-5)

**Coach:** Sam Rutigliano

**Top Draft Choice:** LB Chip Banks

### 1982 USUAL STARTING LINEUPS

#### Offense

WR	85	Dave Logan
LT	73	Doug Dieken
LG	68	Robert Jackson
C	54	Tom DeLeone
RG	64	Joe DeLamielleure
RT	63	Cody Risien
TE	82	Ozzie Newsome
WR	83	Ricky Feacher
QB	17	B. Sipe, 16 P. McDonald
FB	43	Mike Pruitt
RB	25	Charles White

#### Defense

LDE	90	Marshall Harris
NT	91	H. Bradley, 79 B. Golic
RDE	92	M. Robinson, 99 K. Baldwin
LOLB	56	Chip Banks
LILB	50	Tom Cousineau
RILB	52	Dick Ambrose
ROLB	57	C. Matthews, 55 C. Weathers
LCB	28	R. Bolton, 48 L. Johnson
RCB	29	Hanford Dixon
SS	49	Clinton Burrell
FS	22	Clarence Scott

Date	Result	Opponent	Att.
09-12	W 21-7	at Seattle Seahawks	55,907
09-19	L 21-24	Philadelphia Eagles	78,830
11-21	W 10-7	New England Patriots	51,281
11-25	L 14-31	at Dallas Cowboys	46,267
12-05	L 13-30	San Diego Chargers	54,064
12-12	L 10-23	at Cincinnati Bengals	54,305
12-19	W 10-9	Pittsburgh Steelers	67,139
12-26	W 20-14	at Houston Oilers	36,559
01-02	L 21-37	at Pittsburgh Steelers	52,312

#### Playoff

01-08	L 10-27	at Los Angeles Raiders	56,555
-------	---------	------------------------	--------

#### Team Statistics

	Browns	Opponent
<b>Total First Downs</b>	<b>176</b>	<b>189</b>
Rushing	64	82
Passing	96	94
Penalty	16	13
3rd Down: Made/Att	43/127	52/106
3rd Down Pct.	33.9%	49.1%
4th Down: Made/Att	5/6	3/8
4th Down Pct.	83.3%	37.5%
<b>Total Net Yards</b>	<b>2,708</b>	<b>3,141</b>
Avg. Per Game	300.9	349.0
Total Plays	616	594
Avg. Per Play	4.4	5.3
<b>Net Yards Rushing</b>	<b>873</b>	<b>1,292</b>
Avg. Per Game	97.0	143.6
Total Rushes	256	306

<b>Net Yards Passing</b>	<b>1,845</b>	<b>1,822</b>	<b>Browns</b>	<b>174</b>	<b>2,057</b>	<b>11.8</b>	<b>561</b>	<b>9</b>
Avg. Per Game	205.0	202.4	<b>Opponents</b>	<b>144</b>	<b>1,967</b>	<b>13.7</b>	<b>60</b>	<b>9</b>
Sacked/Yards Lost	26/212	22/145	<b>Interceptions</b>	<b>No</b>	<b>Yds</b>	<b>Avg</b>	<b>LG</b>	<b>TD</b>
Gross Yards	2,057	1,967	Dixon, Hanford	4	22	5.5	22	0
Attempts/Completions	334/174	266/144	Johnson, Lawrence	4	17	4.3	17	0
Completion Pct.	52.1%	54.1%	Scott, Clarence	3	29	9.7	24	0
Had Intercepted	16	17	Banks, Chip	1	14	14.0	14	0
<b>Punts/Avg.</b>	<b>48/39.3</b>	<b>40/38.8</b>	Burrell, Clinton	1	14	14.0	14	0
<b>Net Punting Avg.</b>	<b>48/34.8</b>	<b>40/35.5</b>	Cousineau, Tom	1	6	6.0	6	0
<b>Penalties/Yards Lost</b>	<b>59/461</b>	<b>57/436</b>	Ambrose, Dick	1	0	0.0	0	0
<b>Fumbles/Ball Lost</b>	<b>15/8</b>	<b>20/11</b>	Bolton, Ron	1	0	0.0	0	0
<b>Touchdowns</b>	<b>17</b>	<b>23</b>	Flint, Judson	1	0	0.0	0	0
Rushing	7	13	<b>Browns</b>	<b>17</b>	<b>102</b>	<b>6.0</b>	<b>24</b>	<b>0</b>
Passing	9	9	<b>Opponents</b>	<b>16</b>	<b>164</b>	<b>10.3</b>	<b>37</b>	<b>0</b>
Returns	1	1	<b>Avg. Time Of Possession</b>	<b>30:00</b>	<b>30:00</b>			

#### Score By Periods

	1st	2nd	3rd	4th	OT	Total
<b>Browns</b>	<b>20</b>	<b>34</b>	<b>24</b>	<b>62</b>	<b>0</b>	<b>140</b>
<b>Opponents</b>	<b>28</b>	<b>60</b>	<b>38</b>	<b>56</b>	<b>0</b>	<b>182</b>

#### Scoring

	Ru	Pe	Rt	OT	PAT	2Pt	FG	Saf	TP		
Bahr, Matt	0	0	0	0	17	17	0	0	7/15	0	38
Feacher, Ricky	0	3	0	0	0	0	0	0	0/0	0	18
Newsome, Ozzie	0	3	0	0	0	0	0	0	0/0	0	18
Pruitt, Mike	3	0	0	0	0	0	0	0	0/0	0	18
White, Charles	3	0	0	0	0	0	0	0	0/0	0	18
Logan, Dave	0	2	0	0	0	0	0	0	0/0	0	12
Burrell, Clinton	0	1	0	0	0	0	0	0	0/0	0	6
Davis, Johnny	1	0	0	0	0	0	0	0	0/0	0	6
Hall, Dino	0	1	0	0	0	0	0	0	0/0	0	6
Cox, Steve	0	0	0	0	0	0	0	0	0/1	0	0
<b>Browns</b>	<b>7</b>	<b>9</b>	<b>1</b>	<b>0</b>	<b>17</b>	<b>17</b>	<b>0</b>	<b>0</b>	<b>7/16</b>	<b>0</b>	<b>140</b>
<b>Opponents</b>	<b>13</b>	<b>9</b>	<b>1</b>	<b>0</b>	<b>21</b>	<b>23</b>	<b>0</b>	<b>0</b>	<b>7/11</b>	<b>1</b>	<b>182</b>

#### Rushing

	No	Yds	Avg	LG	TD
Pruitt, Mike	143	516	3.6	17	3
White, Charles	69	259	3.8	18	3
Miller, Cleo	16	61	3.8	17	0
Sipe, Brian	13	44	3.4	12	0
McDonald, Paul	7	-3	-0.4	10	0
Davis, Johnny	4	3	0.8	2	1
Hall, Dino	2	14	7.0	13	0
Cox, Steve	2	-11	-5.5	0	0
<b>Browns</b>	<b>256</b>	<b>883</b>	<b>3.4</b>	<b>18</b>	<b>7</b>
<b>Opponents</b>	<b>306</b>	<b>1,292</b>	<b>4.2</b>	<b>34</b>	<b>13</b>

#### Receiving

	No	Yds	Avg	LG	TD
Newsome, Ozzie	49	633	12.9	54	3
White, Charles	34	283	8.3	36	0
Feacher, Ricky	28	408	14.6	46	3
Logan, Dave	23	346	15.0	56	2
Pruitt, Mike	22	140	6.4	13	0
Walker, Dwight	8	136	17.0	46	0
Hall, Dino	5	78	15.6	31	1
Miller, Cleo	3	20	6.7	11	0
Fulton, Dan	1	9	9.0	9	0
Oden, McDonald	1	4	4.0	4	0

#### Punting

	No	Yds	Avg	in20	TB	LG	Bk
Cox, Steve	48	1,887	39.3	11	6	52	1
<b>Browns</b>	<b>48</b>	<b>1,887</b>	<b>39.3</b>	<b>11</b>	<b>6</b>	<b>52</b>	<b>1</b>
<b>Opponents</b>	<b>40</b>	<b>1,552</b>	<b>38.8</b>	<b>9</b>	<b>2</b>	<b>54</b>	<b>0</b>

#### Punt Returns

	No	FC	Yds	Avg	LG	TD
Walker, Dwight	19	6	101	5.3	14	0
Hall, Dino	4	0	33	8.3	10	0
<b>Browns</b>	<b>23</b>	<b>6</b>	<b>134</b>	<b>5.8</b>	<b>14</b>	<b>0</b>
<b>Opponents</b>	<b>30</b>	<b>2</b>	<b>216</b>	<b>7.2</b>	<b>24</b>	<b>0</b>

#### Kickoff Returns

	No	Yds	Avg	LG	TD
Hall, Dino	22	430	19.5	32	0
Walker, Dwight	13	295	22.7	36	0
Nicolas, Scott	2	16	8.0	10	0
Green, David	1	13	13.0	13	0
<b>Browns</b>	<b>38</b>	<b>754</b>	<b>19.8</b>	<b>36</b>	<b>0</b>
<b>Opponents</b>	<b>23</b>	<b>424</b>	<b>18.4</b>	<b>30</b>	<b>0</b>

#### Field Goals

	1-19	20-29	30-39	40-49	50+	Total
Bahr, Matt	1/1	3/4	1/3	2/7	0/0	7/15
Cox, Steve	0/0	0/0	0/0	0/0	0/1	0/1
<b>Browns</b>	<b>1/1</b>	<b>3/4</b>	<b>1/3</b>	<b>2/7</b>	<b>0/1</b>	<b>7/16</b>
<b>Opponents</b>	<b>0/0</b>	<b>2/2</b>	<b>2/4</b>	<b>3/4</b>	<b>0/1</b>	<b>7/11</b>

Passing	Att	Cmp	Yds	Pct	Av/At	TD	TD%	Int	Int%	LG	Tkld	Rating
Sipe, Brian	185	101	1,064	54.6	5.75	4	2.2	8	4.3	40t	13/117	60.7
McDonald, Paul	149	73	993	49.0	6.66	5	3.4	8	5.4	56t	13/95	59.5
<b>Browns</b>	<b>334</b>	<b>174</b>	<b>2,057</b>	<b>52.1</b>	<b>6.16</b>	<b>9</b>	<b>2.7</b>	<b>16</b>	<b>4.8</b>	<b>56t</b>	<b>26/212</b>	<b>60.2</b>
<b>Opponents</b>	<b>266</b>	<b>144</b>	<b>1,967</b>	<b>54.1</b>	<b>7.39</b>	<b>9</b>	<b>3.4</b>	<b>17</b>	<b>6.4</b>	<b>60</b>	<b>22/145</b>	<b>62.7</b>

# YEAR BY YEAR

## 1983 REGULAR SEASON RESULTS (9-7)

Coach: Sam Rutigliano

Top Draft Choice: WR Ron Brown

### 1983 USUAL STARTING LINEUPS

#### Offense

WR	89	B. Jones, 83 R. Feacher
LT	73	Doug Dieken
LG	68	Robert Jackson
C	61	Mike Baab
RG	64	Joe DeLamielleure
RT	63	Cody Risien
TE	82	Ozzie Newsome
WR	85	D. Logan, 80 W. Adams
QB	17	Brian Sipe
FB	43	M. Pruitt, 38 J. Davis
RB	30	Boye Green

#### Defense

LDE	96	Reggie Camp
NT	79	Bob Golic
RDE	99	K. Baldwin, 94 E. Franks
LOLB	56	Chip Banks
LILB	52	D. Ambrose, 58 S. Nicholas
RILB	50	Tom Cousineau
ROLB	57	Clay Matthews
LCB	48	Lawrence Johnson
RCB	29	Hanford Dixon
SS	49	C. Burrell, 22 C. Scott
FS	21	Mike Whitwell

#### Net Yards Rushing

	<b>1,922</b>	<b>2,065</b>
Avg. Per Game	120.1	129.1
Total Rushes	465	528
<b>Net Yards Passing</b>	<b>3,661</b>	<b>3,074</b>
Avg. Per Game	228.8	192.1
Sacked/Yards Lost	33/271	33/239
Gross Yards	3,932	3,313
Attempts/Completions	567/324	469/280
Completion Pct.	57.1%	59.7%
Had Intercepted	28	22

#### Punts/Avg.

	<b>70/40.8</b>	<b>73/40.5</b>
<b>Net Punting Avg.</b>	<b>70/36.4</b>	<b>73/36.2</b>
<b>Penalties/Yards Lost</b>	<b>115/988</b>	<b>105/940</b>
<b>Fumbles/Ball Lost</b>	<b>21/10</b>	<b>30/10</b>

#### Touchdowns

	<b>42</b>	<b>42</b>
Rushing	13	15
Passing	27	22
Returns	2	5
<b>Avg. Time Of Possession</b>	<b>30:50</b>	<b>29:10</b>

#### Score By Periods

	<b>1st</b>	<b>2nd</b>	<b>3rd</b>	<b>4th</b>	<b>OT</b>	<b>Tot.</b>
<b>Browns</b>	<b>76</b>	<b>120</b>	<b>82</b>	<b>66</b>	<b>12</b>	<b>356</b>
<b>Opponents</b>	<b>70</b>	<b>125</b>	<b>63</b>	<b>84</b>	<b>0</b>	<b>342</b>

#### Scoring

	<b>Ru</b>	<b>Pa</b>	<b>Rf</b>	<b>Pat</b>	<b>2Ru2Pa</b>	<b>FG</b>	<b>Sa</b>	<b>Tot.</b>
Bahr, Matt	0	0	0	38/40	0	0	21/24	0 101
Pruitt, Mike	10	2	0	0/0	0	0	0/0	72
Newsome, Ozzie	6	0	0	0/0	0	0	0/0	36
Jones, Bobby	4	0	0	0/0	0	0	0/0	24
Green, Boyce	3	1	0	0/0	0	0	0/0	24
Feacher, Ricky	3	0	0	0/0	0	0	0/0	18
Holt, Harry	3	0	0	0/0	0	0	0/0	18
Adams, Willis	2	0	0	0/0	0	0	0/0	12
Belk, Rocky	2	0	0	0/0	0	0	0/0	12
Golic, Doug	2	0	0	0/0	0	0	0/0	12
Walker, Dwight	1	0	0	0/0	0	0	0/0	6
Banks, Chip	0	0	1	0/0	0	0	0/0	6
Golic, Bob	0	0	1	0/0	0	0	0/0	6
Dieken, Doug	0	1	0	0/0	0	0	0/0	6
Cox, Steve	0	0	0	0/0	0	0	1/1	0 3
<b>Browns</b>	<b>13</b>	<b>27</b>	<b>2</b>	<b>0</b>	<b>38/40</b>	<b>0</b>	<b>22/25</b>	<b>0 356</b>
<b>Opponents</b>	<b>15</b>	<b>22</b>	<b>5</b>	<b>0</b>	<b>40/42</b>	<b>0</b>	<b>16/22</b>	<b>1 342</b>

#### Rushing

	<b>No</b>	<b>Yds</b>	<b>Avg</b>	<b>LG</b>	<b>TD</b>
Pruitt, Mike	293	1,184	4.0	27	10
Green, Boyce	104	497	4.8	29	3
Sipe, Brian	26	56	2.2	9	0
Walker, Dwight	19	100	5.3	15	0
Davis, Johnny	13	42	3.2	16	0
Holt, Harry	3	8	2.7	4	0
Jones, Bobby	1	19	19.0	19	0
Adams, Willis	1	2	2.0	2	0
Hall, Dino	1	2	2.0	2	0
Belk, Rocky	1	-5	-5.0	-5	0
<b>Browns</b>	<b>465</b>	<b>1,922</b>	<b>4.1</b>	<b>29</b>	<b>13</b>
<b>Opponents</b>	<b>528</b>	<b>2,065</b>	<b>3.9</b>	<b>40</b>	<b>15</b>

#### Receiving

	<b>No</b>	<b>Yds</b>	<b>Avg</b>	<b>LG</b>	<b>TD</b>
Newsome, Ozzie	89	970	10.9	66t	6

Logan, Dave	37	627	16.9	34	2
Jones, Bobby	36	507	14.1	32t	4
Pruitt, Mike	30	157	5.2	21	2
Holt, Harry	29	420	14.5	48t	3
Walker, Dwight	29	273	9.4	35	1
Green, Boyce	25	167	6.7	33	1
Adams, Willis	20	374	18.7	59	2
Feacher, Ricky	13	217	16.7	42t	3
Belk, Rocky	5	141	28.2	64t	2
Davis, Johnny	5	20	4.0	10	0
Hall, Dino	4	33	8.3	18	0
Dieken, Doug	1	14	14.0	14t	1
Stracka, Tim	1	12	12.0	12	0
<b>Browns</b>	<b>324</b>	<b>3,932</b>	<b>12.1</b>	<b>66t</b>	<b>27</b>
<b>Opponents</b>	<b>280</b>	<b>3,312</b>	<b>11.8</b>	<b>80t</b>	<b>22</b>

#### Interceptions

	<b>No</b>	<b>Yds</b>	<b>Avg</b>	<b>LG</b>	<b>TD</b>
Cousineau, Tom	4	47	11.8	15	0
Banks, Chip	3	95	31.7	65t	1
Whitwell, Mike	3	67	22.3	28	0
Dixon, Hanford	3	41	13.7	35	0
Burrell, Clinton	2	0	0.0	0	0
Johnson, Lawrence	2	0	0.0	0	0
Scott, Clarence	2	0	0.0	0	0
Perry, Rod	1	21	21.0	21	0
Gross, Al	1	18	18.0	18	0
Golic, Bob	1	7	7.0	7	1
<b>Browns</b>	<b>22</b>	<b>296</b>	<b>13.5</b>	<b>65t</b>	<b>2</b>
<b>Opponents</b>	<b>28</b>	<b>508</b>	<b>18.1</b>	<b>73t</b>	<b>0</b>

#### Punting

	<b>No</b>	<b>Yds</b>	<b>Avg</b>	<b>In20</b>	<b>TB</b>	<b>LG</b>	<b>Blk</b>
Gossett, Jeff	70	2,854	40.8	17	8	60	0
<b>Browns</b>	<b>70</b>	<b>2,854</b>	<b>40.8</b>	<b>17</b>	<b>8</b>	<b>60</b>	<b>0</b>
<b>Opponents</b>	<b>73</b>	<b>2,954</b>	<b>40.5</b>	<b>18</b>	<b>5</b>	<b>61</b>	<b>0</b>

#### Punt Returns

	<b>No</b>	<b>FC</b>	<b>Yds</b>	<b>Avg</b>	<b>LG</b>	<b>TD</b>
Hall, Dino	39	12	284	7.3	19	0
Walker, Dwight	3	0	26	8.7	13	0
<b>Browns</b>	<b>42</b>	<b>12</b>	<b>310</b>	<b>7.4</b>	<b>19</b>	<b>0</b>
<b>Opponents</b>	<b>30</b>	<b>10</b>	<b>309</b>	<b>10.3</b>	<b>66</b>	<b>0</b>

#### Kickoff Returns

	<b>No</b>	<b>Yds</b>	<b>Avg</b>	<b>LG</b>	<b>TD</b>
Walker, Dwight	29	627	21.6	38	0
Green, Boyce	17	350	20.6	30	0
Hall, Dino	11	237	21.5	28	0
Ferguson, Vargas	2	36	18.0	27	0
Nicholas, Scott	2	29	14.5	15	0
Davis, Johnny	1	8	8.0	8	0
Contz, Bill	1	3	3.0	3	0
<b>Browns</b>	<b>63</b>	<b>1,290</b>	<b>20.5</b>	<b>38</b>	<b>0</b>
<b>Opponents</b>	<b>61</b>	<b>1,155</b>	<b>18.9</b>	<b>93t</b>	<b>0</b>

#### Field Goals

	<b>1-19</b>	<b>20-29</b>	<b>30-39</b>	<b>40-49</b>	<b>50+</b>	<b>Tot.</b>
Bahr, Matt	1/1	9/9	5/6	6/7	0/1	21/24
Cox, Steve	0/0	0/0	0/0	0/0	1/1	1/1
<b>Browns</b>	<b>1/1</b>	<b>9/9</b>	<b>5/6</b>	<b>6/7</b>	<b>1/2</b>	<b>22/25</b>
<b>Opponents</b>	<b>2/2</b>	<b>5/6</b>	<b>4/6</b>	<b>2/5</b>	<b>1/1</b>	<b>14/20</b>

<b>Date</b>	<b>Result</b>	<b>Opponent</b>	<b>Att.</b>
09-04	L 21-27	Minnesota Vikings	70,087
09-11	W 31-26	at Detroit Lions	60,095
09-15	W 17-7	Cincinnati Bengals	79,700
09-25	W 30-24	at San Diego Chargers (OT)	49,482
10-02	L 9-24	Seattle Seahawks	75,446
0-09	W 10-7	New York Jets	78,235
10-16	L 17-44	at Pittsburgh Steelers	59,263
10-23	L 21-28	at Cincinnati Bengals	50,047
10-30	W 25-19	Houston Oilers (OT)	66,955
11-06	L 21-35	at Green Bay Packers	54,089
11-13	W 20-0	Tampa Bay Buccaneers	56,091
11-20	W 30-0	at New England Patriots	40,987
11-27	W 41-23	Baltimore Colts	65,812
12-04	L 6-27	at Denver Broncos	70,912
12-11	L 27-34	at Houston Oilers	29,746
12-18	W 30-17	Pittsburgh Steelers	72,313

#### Team Statistics

	<b>Browns</b>	<b>Opponent</b>
<b>Total First Downs</b>	<b>327</b>	<b>309</b>
Rushing	113	138
Passing	186	155
Penalty	28	16
3rd Down: Made/Att	99/222	82/204
3rd Down Pct.	44.6%	40.2%
4th Down: Made/Att	8/16	4/14
4th Down Pct.	50.0%	28.6%
<b>Total Net Yards</b>	<b>5,583</b>	<b>5,139</b>
Avg. Per Game	348.9	321.2
Total Plays	1,065	1,030
Avg. Per Play	5.2	5.0

Passing	Att	Cmp	Yds	Pct	Av/At	TD	TD%	Int	Int%	LG	Tkld	Rating
Sipe, Brian	496	321	3,566	58.7	7.19	26	5.2	23	4.6	66t	27/233	79.1
McDonald, Paul	68	32	351	47.1	5.16	1	1.5	4	5.9	27	6/38	43.2
Walker, Dwight	3	1	25	33.3	8.33	0	0.0	1	33.3	25	0/0	25.0
<b>Browns</b>	<b>567</b>	<b>324</b>	<b>3,942</b>	<b>57.1</b>	<b>6.95</b>	<b>27</b>	<b>4.8</b>	<b>28</b>	<b>4.9</b>	<b>66t</b>	<b>33/271</b>	<b>74.0</b>
<b>Opponents</b>	<b>469</b>	<b>280</b>	<b>3,313</b>	<b>59.7</b>	<b>7.06</b>	<b>21</b>	<b>4.5</b>	<b>22</b>	<b>4.7</b>	<b>80t</b>	<b>32/239</b>	<b>76.6</b>



# YEAR BY YEAR

## 1984 REGULAR SEASON RESULTS (5-11)

**Coach: Sam Rutigliano/Marty Schottenheimer**

**Top Draft Choice: S Don Rogers**

### 1984 USUAL STARTING LINEUPS

#### Offense

WR	83	R. Feacher, 86 B. Brennan
LT	73	Doug Dieken
LG	68	Robert Jackson
C	61	Mike Baab
RG	64	Joe DeLamilleure
RT	65	Bill Contz
TE	82	Ozzie Newsome
WR	84	D. Harris, 86 B. Brennan
QB	16	Paul McDonald
FB	38	Johnny Davis
RB	43	M. Pruitt, 30 B. Green

#### Defense

LDE	96	Reggie Camp
NT	79	Bob Golic
RDE	99	Keith Baldwin
LOLB	56	Chip Banks
ULB	51	Eddie Johnson
RILB	50	Tom Cousineau
ROLB	57	Clay Matthews
LCB	48	L. Johnson, 31 F. Minnifield
RCB	29	Hanford Dixon
SS	27	Al Gross
FS	20	Don Rogers

Date	Result	Opponent	Att.
09-03	L 0-33	at Seattle Seahawks	59,540
09-09	L 17-20	at Los Angeles Rams	43,043
09-16	L 14-24	Denver Broncos	61,980
09-23	W 20-10	Pittsburgh Steelers	77,312
09-30	L 6-10	at Kansas City Chiefs	40,785
10-07	L 16-17	New England Patriots	53,036
10-14	L 20-24	New York Jets	55,673
10-21	L 9-12	at Cincinnati Bengals	50,667
10-28	L 14-16	New Orleans Saints	52,489
11-04	W 13-10	at Buffalo Bills	33,343
11-11	L 7-41	San Francisco 49ers	60,092
11-18	W 27-7	at Atlanta Falcons	28,280
11-25	W 23-10	Houston Oilers	46,077
12-02	L 17-20	Cincinnati Bengals (OT)	51,774
12-09	L 20-23	at Pittsburgh Steelers	55,825
12-16	W 27-20	at Houston Oilers	33,676

#### Team Statistics

	Browns	Opponent
<b>Total First Downs</b>	<b>295</b>	<b>270</b>
Rushing	89	103
Passing	180	145
Penalty	26	22
3rd Down: Made/Att	89/228	86/217
3rd Down Pct.	39.0%	39.6%
4th Down: Made/Att	6/13	4/13
4th Down Pct.	46.2%	30.8%
<b>Total Net Yards</b>	<b>4,828</b>	<b>4,641</b>
Avg. Per Game	301.8	290.1
Total Plays	1,039	995
Avg. Per Play	4.6	4.7

Passing	Att	Cmp	Yds	Pct	Av/At	TD	TD%	Int	Int%	LG	Tkld	Rating
McDonald, Paul	493	271	3,472	55.0	7.04	14	2.8	23	4.7	64	53/345	67.3
Cox, Steve	1	1	16	100.0	16.00	0	0.0	0	0.0	16	0/0	118.8
Flick, Tom	1	1	2	100.0	2.00	0	0.0	0	0.0	2	2/13	79.2
<b>Browns</b>	<b>495</b>	<b>273</b>	<b>3,490</b>	<b>55.2</b>	<b>7.05</b>	<b>14</b>	<b>2.8</b>	<b>23</b>	<b>4.6</b>	<b>64</b>	<b>55/358</b>	<b>67.5</b>
<b>Opponents</b>	<b>458</b>	<b>261</b>	<b>3,049</b>	<b>57.0</b>	<b>6.66</b>	<b>15</b>	<b>3.3</b>	<b>20</b>	<b>4.4</b>	<b>61t</b>	<b>43/353</b>	<b>70.0</b>

Net Yards Rushing	1,696	1,945	Green, Boyce	12	124	10.3	44t	1
Avg. Per Game	106.0	121.6	Byner, Earnest	11	118	10.7	26	0
Total Rushes	489	494	Walker, Dwight	10	122	12.2	25	0
<b>Net Yards Passing</b>	<b>3,132</b>	<b>2,696</b>	Davis, Bruce	7	119	17.0	43	2
Avg. Per Game	195.8	168.5	Pruitt, Mike	5	29	5.8	9	0
Sacked/Yards Lost	55/358	43/353	White, Charles	5	29	5.8	17	0
Gross Yards	3,490	3,049	Young, Glen	1	47	47.0	47	0
Attempts/Completions	495/273	458/261	Bolden, Ricky	1	19	19.0	19	0
Completion Pct.	55.2%	57.0%	Stracka, Tim	1	15	15.0	15	0
Had Intercepted	23	20	McDonald, Paul	1	-4	-4.0	-4	0
<b>Punts/Avg.</b>	<b>76/42.3</b>	<b>77/40.6</b>	<b>Browns</b>	<b>273</b>	<b>3,490</b>	<b>12.8</b>	<b>64</b>	<b>14</b>
<b>Net Punting Avg.</b>	<b>76/35.8</b>	<b>77/36.4</b>	<b>Opponents</b>	<b>261</b>	<b>3,049</b>	<b>11.7</b>	<b>61t</b>	<b>15</b>
<b>Penalties/Yards Lost</b>	<b>111/928</b>	<b>108/765</b>						
<b>Fumbles/Ball Lost</b>	<b>31/16</b>	<b>34/15</b>						
<b>Touchdowns</b>	<b>25</b>	<b>30</b>						
Rushing	10	10						
Passing	14	15						
Returns	1	5						
<b>Avg. Time Of Possession</b>	<b>30:52</b>	<b>29:08</b>						

Interceptions	No	Yds	Avg	LG	TD
Gross, Al	5	103	20.6	47	0
Dixon, Hanford	5	31	6.2	18	0
Cousineau, Tom	2	9	4.5	9	0
Johnson, Eddie	2	3	1.5	3	0
Rogers, Don	1	39	39.0	39	0
Minnifield, Frank	1	26	26.0	26	0
Perry, Rod	1	17	17.0	17	0
Banks, Chip	1	8	8.0	8	0
Johnson, Lawrence	1	0	0.0	0	0
Rockins, Chris	1	0	0.0	0	0
<b>Browns</b>	<b>20</b>	<b>236</b>	<b>11.8</b>	<b>47</b>	<b>0</b>
<b>Opponents</b>	<b>23</b>	<b>518</b>	<b>22.5</b>	<b>85</b>	<b>0</b>

Score By Periods	1st	2nd	3rd	4th	OT	ToL
<b>Browns</b>	<b>54</b>	<b>81</b>	<b>44</b>	<b>71</b>	<b>0</b>	<b>- 250</b>
<b>Opponents</b>	<b>61</b>	<b>97</b>	<b>53</b>	<b>83</b>	<b>3</b>	<b>- 297</b>

Scoring	Ru	Pa	Rt	DT	PAF	2Pt	FG	Saf	TP	
Bahr, Matt	0	0	0	0	25/25	0	0	24/32	0	97
Pruitt, Mike	6	0	0	0	0/0	0	0	0/0	0	36
Newsome, Ozzie	0	5	0	0	0/0	0	0	0/0	0	30
Brennan, Brian	0	3	0	0	0/0	0	0	0/0	0	18
Byner, Earnest	2	0	1	0	0/0	0	0	0/0	0	18
Davis, Bruce	0	2	0	0	0/0	0	0	0/0	0	12
Harris, Durell	0	2	0	0	0/0	0	0	0/0	0	12
Feacher, Ricky	0	1	0	0	0/0	0	0	0/0	0	6
Davis, Johnny	1	0	0	0	0/0	0	0	0/0	0	6
Green, Boyce	0	1	0	0	0/0	0	0	0/0	0	6
McDonald, Paul	1	0	0	0	0/0	0	0	0/0	0	6
Cox, Steve	0	0	0	0	0/0	0	1/3	0	0	3
<b>Browns</b>	<b>10</b>	<b>14</b>	<b>1</b>	<b>0</b>	<b>25/25</b>	<b>0</b>	<b>25/35</b>	<b>0</b>	<b>250</b>	
<b>Opponents</b>	<b>19</b>	<b>15</b>	<b>5</b>	<b>0</b>	<b>30/30</b>	<b>0</b>	<b>29/33</b>	<b>0</b>	<b>297</b>	

Rushing	No	Yds	Avg	LG	TD
Green, Boyce	202	673	3.3	29	0
Pruitt, Mike	163	506	3.1	14	6
Byner, Earnest	72	426	5.9	54	2
White, Charles	24	62	2.6	8	0
McDonald, Paul	22	4	0.2	10	1
Davis, Johnny	3	15	5.0	8	1
Holt, Harry	1	12	12.0	12	0
Davis, Bruce	1	6	6.0	6	0
Walker, Dwight	1	-8	-8.0	-8	0
<b>Browns</b>	<b>489</b>	<b>1,696</b>	<b>3.5</b>	<b>54</b>	<b>10</b>
<b>Opponents</b>	<b>494</b>	<b>1,945</b>	<b>3.9</b>	<b>64</b>	<b>10</b>

Receiving	No	Yds	Avg	LG	TD
Newsome, Ozzie	89	1,001	11.2	52	5
Brennan, Brian	35	455	13.0	52	3
Harris, Durell	32	512	16.0	43	2
Feacher, Ricky	22	382	17.4	64	1
Adams, Willis	21	261	12.4	24	0
Holt, Harry	20	261	13.1	36	0

Field Goals	1-19	20-29	30-39	40-49	50+	ToL
Bahr, Matt	3/3	12/12	2/7	6/9	1/1	24/32
Cox, Steve	0/0	0/0	0/0	0/0	1/3	1/3
<b>Browns</b>	<b>3/3</b>	<b>12/12</b>	<b>2/7</b>	<b>6/9</b>	<b>2/4</b>	<b>25/35</b>
<b>Opponents</b>	<b>0/0</b>	<b>13/13</b>	<b>7/9</b>	<b>7/9</b>	<b>2/2</b>	<b>29/33</b>

Punting	No	Yds	Avg	In20	TB	LG	Bk
Cox, Steve	74	3,213	43.4	16	8	69	2
Team, Stat	2	0	0.0	0	0	0	0
<b>Browns</b>	<b>76</b>	<b>3,213</b>	<b>42.3</b>	<b>16</b>	<b>8</b>	<b>69</b>	<b>2</b>
<b>Opponents</b>	<b>77</b>	<b>3,123</b>	<b>40.6</b>	<b>21</b>	<b>7</b>	<b>61</b>	<b>0</b>

Punt Returns	No	FC	Yds	Avg	LG	TD
Brennan, Brian	25	10	199	8.0	19	0
Harris, Durell	9	0	73	8.1	13	0
Walker, Dwight	6	3	50	8.3	13	0
<b>Browns</b>	<b>40</b>	<b>13</b>	<b>322</b>	<b>8.1</b>	<b>19</b>	<b>0</b>
<b>Opponents</b>	<b>43</b>	<b>7</b>	<b>489</b>	<b>11.4</b>	<b>42</b>	<b>0</b>

Kickoff Returns	No	Yds	Avg	LG	TD
Byner, Earnest	22	415	18.9	28	0
Davis, Bruce	18	369	20.5	40	0
Brown, Preston	8	136	17.0	27	0
Young, Glen	5	134	26.8	36	0
White, Charles	5	80	16.0	23	0
Nicolas, Scott	1	12	12.0	12	0
Contz, Bill	1	10	10.0	10	0
Holt, Harry	1	1	1.0	1	0
<b>Browns</b>	<b>61</b>	<b>1,157</b>	<b>19.0</b>	<b>40</b>	<b>0</b>
<b>Opponents</b>	<b>52</b>	<b>1,159</b>	<b>22.3</b>	<b>46</b>	<b>0</b>

# YEAR BY YEAR

## 1985 REGULAR SEASON RESULTS (8-B)

Coach: Marty Schottenheimer

Top Draft Choice: RB Greg Allen

### 1985 USUAL STARTING LINEUPS

#### Offense

WR	85	Clarence Weathers
LT	74	P. Faren, 77 R. Bolden
LG	62	George Lijja
C	61	Mike Baab
RG	69	D. Fike, 77 R. Bolden
RT	63	Cody Risien
TE	82	Ozzie Newsome
WR	86	B. Brennan, 83 F. Banks
QB	19	B. Kosar, 18 G. Danielson
FB	34	Kevin Mack
RB	44	Earnest Byner

#### Defense

LDE	96	Reggie Camp
NT	79	Bob Golic
RDE	78	Carl Hairston
LOLB	56	Chip Banks
LILB	51	Eddie Johnson
RILB	50	T. Cousineau, 58 S. Nicholas
ROLB	57	Clay Matthews
LCB	31	Frank Minnifield
RCB	29	Hanford Dixon
SS	27	Al Gross
FS	20	Don Rogers

<b>Total Net Yards</b>	<b>4,921</b>	<b>4,958</b>	Byner, Earnest	45	460	10.2	31	2				
Avg. Per Game	307.6	309.9	Brennan, Brian	32	487	15.2	57	0				
Total Plays	989	1,050	Mack, Kevin	29	297	10.2	43	3				
Avg. Per Play	5.0	4.7	Weathers, Clarence	16	449	28.1	72t	3				
<b>Net Yards Rushing</b>	<b>2,285</b>	<b>1,851</b>	Adams, Willis	10	132	13.2	22	0				
Avg. Per Game	142.8	115.7	Holt, Harry	10	95	9.5	23	1				
Total Rushes	539	497	Young, Glen	5	111	22.2	45t	1				
<b>Net Yards Passing</b>	<b>2,636</b>	<b>3,107</b>	Banks, Fred	5	62	12.4	17t	2				
Avg. Per Game	164.8	194.2	Jefferson, John	3	30	10.0	17	0				
Sacked/Yards Lost	36/249	44/353	Tucker, Travis	2	20	10.0	10	0				
Gross Yards	2,885	3,460	Fontenot, Herman	2	19	9.5	17	0				
Attempts/Completions	414/222	509/289	Langhorne, Reggie	1	12	12.0	12	0				
Completion Pct.	53.6%	56.8%	<b>Browns</b>	<b>222</b>	<b>2,885</b>	<b>13.0</b>	<b>72t</b>	<b>17</b>				
Had Intercepted	13	18	<b>Opponents</b>	<b>289</b>	<b>3,460</b>	<b>12.0</b>	<b>54t</b>	<b>17</b>				
<b>Punts/Avg.</b>	<b>81/40.3</b>	<b>91/42.2</b>	<b>Interceptions</b>	<b>No</b>	<b>Yds</b>	<b>Avg</b>	<b>LG</b>	<b>TD</b>				
<b>Net Punting Avg.</b>	<b>81/36.5</b>	<b>91/37.1</b>	Gross, Al	5	109	21.8	37t	1				
<b>Penalties/Yards Lost</b>	<b>99/751</b>	<b>102/783</b>	Dixon, Hanford	3	65	21.7	37	0				
<b>Fumbles/Ball Lost</b>	<b>40/23</b>	<b>28/9</b>	Brazil, Larry	2	40	20.0	40	0				
<b>Touchdowns</b>	<b>35</b>	<b>34</b>	Wright, Felix	2	11	5.5	10	0				
Rushing	16	14	Weathers, Curtis	1	9	9.0	9	0				
Passing	17	18	Rockins, Chris	1	8	8.0	8	0				
Returns	2	2	Johnson, Eddie	1	6	6.0	6	0				
<b>Avg. Time Of Possession</b>	<b>28:52</b>	<b>31:08</b>	Minnifield, Frank	1	3	3.0	3	0				
			Rogers, Don	1	3	3.0	3	0				
			Cousineau, Tom	1	0	0.0	0	0				
<b>Score By Periods</b>	<b>1st</b>	<b>2nd</b>	<b>3rd</b>	<b>4th</b>	<b>OT</b>	<b>Tot.</b>						
<b>Browns</b>	<b>44</b>	<b>68</b>	<b>78</b>	<b>97</b>	<b>0</b>	<b>287</b>						
<b>Opponents</b>	<b>75</b>	<b>81</b>	<b>50</b>	<b>85</b>	<b>3</b>	<b>294</b>						
							<b>Browns</b>	<b>18</b>	<b>254</b>	<b>14.1</b>	<b>40</b>	<b>1</b>
							<b>Opponents</b>	<b>13</b>	<b>217</b>	<b>16.7</b>	<b>48t</b>	<b>0</b>

Date	Result	Opponent	Att.
09-08	L 24-27	St. Louis Cardinals (OT)	62,107
09-16	W 17-7	Pittsburgh Steelers	79,042
09-22	L 7-20	at Dallas Cowboys	61,456
09-29	W 21-7	at San Diego Chargers	52,107
10-06	W 24-20	New England Patriots	62,139
10-13	W 21-6	at Houston Oilers	38,386
10-20	L 20-21	Los Angeles Raiders	77,928
10-27	L 7-14	Washington Redskins	78,540
11-03	L 9-10	at Pittsburgh Steelers	51,976
11-10	L 10-27	at Cincinnati Bengals	57,293
11-17	W 17-7	Buffalo Bills	50,764
11-24	W 24-6	Cincinnati Bengals	74,439
12-01	W 35-33	at New York Giants	66,482
12-08	L 13-31	at Seattle Seahawks	58,477
12-15	W 28-21	Houston Oilers	50,793
12-22	L 10-37	at New York Jets	59,073

#### Playoff

01-04	L 21-24	at Miami Dolphins	75,128
-------	---------	-------------------	--------

#### Team Statistics

	Browns	Opponent
<b>Total First Downs</b>	<b>271</b>	<b>297</b>
Rushing	119	106
Passing	128	172
Penalty	24	19
3rd Down Made/Att	79/216	83/228
3rd Down Pct.	36.6%	36.4%
4th Down Made/Att	13/21	7/15
4th Down Pct.	61.9%	46.7%

Scoring	Yu	Pa	Rt	Df	PAT	2Rn2Pa	FG	Sa	Ft	
Bahr, Matt	0	0	0	0	35/35	0	0	14/18	0	77
Byner, Earnest	8	2	0	0	0/0	0	0	0/0	0	60
Mack, Kevin	7	3	0	0	0/0	0	0	0/0	0	60
Newsome, Ozzie	0	5	0	0	0/0	0	0	0/0	0	30
Weathers, C.	0	3	0	0	0/0	0	0	0/0	0	18
Banks, Fred	0	2	0	0	0/0	0	0	0/0	0	12
Brennan, Brian	0	1	0	0	0/0	0	0	0/0	0	6
Young, Glen	0	1	0	0	0/0	0	0	0/0	0	6
Holt, Harry	0	1	0	0	0/0	0	0	0/0	0	6
Gross, Al	0	0	1	0	0/0	0	0	0/0	0	6
Kosar, Bernie	1	0	0	0	0/0	0	0	0/0	0	6
<b>Browns</b>	<b>16</b>	<b>17</b>	<b>2</b>	<b>0</b>	<b>35/35</b>	<b>0</b>	<b>0</b>	<b>14/18</b>	<b>0</b>	<b>287</b>
<b>Opponents</b>	<b>14</b>	<b>18</b>	<b>2</b>	<b>0</b>	<b>33/34</b>	<b>0</b>	<b>0</b>	<b>20/28</b>	<b>0</b>	<b>294</b>
<b>Rushing</b>	<b>No</b>	<b>Yds</b>	<b>Avg</b>	<b>LG</b>	<b>TD</b>					
Byner, Earnest	244	1,002	4.1	36	8					
Mack, Kevin	222	1,104	5.0	61	7					
Danielson, Gary	27	126	4.7	28	0					
Kosar, Bernie	26	-12	-0.5	10	1					
Allen, Greg	8	32	4.0	8	0					
Davis, Johnny	4	9	2.3	5	0					
Dickey, Curtis	2	6	3.0	5	0					
Weathers, Clarence	1	18	18.0	18	0					
Baab, Mike	1	0	0.0	0	0					
<b>Browns</b>	<b>535</b>	<b>2,285</b>	<b>4.3</b>	<b>61</b>	<b>16</b>					
<b>Opponents</b>	<b>497</b>	<b>1,851</b>	<b>3.7</b>	<b>58t</b>	<b>14</b>					
<b>Receiving</b>	<b>No</b>	<b>Yds</b>	<b>Avg</b>	<b>LG</b>	<b>TD</b>					
Newsome, Ozzie	62	711	11.5	38	5					

Punting	No	Yds	Avg	In20	TB	LG	Bk
Gossett, Jeff	81	3,261	40.3	18	8	64	0
<b>Browns</b>	<b>81</b>	<b>3,261</b>	<b>40.3</b>	<b>18</b>	<b>8</b>	<b>64</b>	<b>0</b>
<b>Opponents</b>	<b>91</b>	<b>3,842</b>	<b>42.2</b>	<b>22</b>	<b>16</b>	<b>64</b>	<b>0</b>

Punt Returns	No	FC	Yds	Avg	LG	TD
Weathers, Clarence	28	4	218	7.8	16	0
Brennan, Brian	19	4	153	8.1	37t	1
<b>Browns</b>	<b>47</b>	<b>8</b>	<b>371</b>	<b>7.9</b>	<b>37t</b>	<b>1</b>
<b>Opponents</b>	<b>36</b>	<b>14</b>	<b>304</b>	<b>8.4</b>	<b>38</b>	<b>0</b>

Kickoff Returns	No	Yds	Avg	LG	TD
Young, Glen	35	898	25.7	63	0
Fontenot, Herman	8	215	26.9	81	0
Langhorne, Reggie	3	46	15.3	19	0
Green, Boyce	2	20	10.0	13	0
Pizzuoli, Dave	2	8	4.0	8	0
Weathers, Clarence	1	17	17.0	17	0
Nicholas, Scott	1	9	9.0	9	0
Allen, Greg	1	4	4.0	4	0
<b>Browns</b>	<b>53</b>	<b>1,217</b>	<b>23.0</b>	<b>81</b>	<b>0</b>
<b>Opponents</b>	<b>51</b>	<b>884</b>	<b>17.3</b>	<b>37</b>	<b>0</b>

Field Goals	1-19	20-29	30-39	40-49	50+	Tot.
Bahr, Matt	1/1	2/2	8/9	3/5	0/1	14/18
<b>Browns</b>	<b>1/1</b>	<b>2/2</b>	<b>8/9</b>	<b>3/5</b>	<b>0/1</b>	<b>14/18</b>
<b>Opponents</b>	<b>0/0</b>	<b>5/6</b>	<b>10/14</b>	<b>2/5</b>	<b>2/4</b>	<b>19/29</b>

Passing	Att	Cmp	Yds	Pct	Av/At	TD	TD%	Int	Int%	LG	Tkld	Rating
Kosar, Bernie	248	124	1,578	50.0	6.36	8	3.2	7	2.8	68t	19/121	69.3
Danielson, Gary	163	97	1,274	59.5	7.82	8	4.9	6	3.7	72t	17/128	85.3
Brennan, Brian	1	1	33	100.0	33.00	1	100.0	0	0.0	33t	0/0	158.3
Fontenot, Herman	1	0	0	0.0	0.00	0	0.0	0	0.0	0	0/0	39.6
Gossett, Jeff	1	0	0	0.0	0.00	0	0.0	0	0.0	0	0/0	39.6
<b>Browns</b>	<b>414</b>	<b>222</b>	<b>2,885</b>	<b>53.6</b>	<b>6.97</b>	<b>17</b>	<b>4.1</b>	<b>13</b>	<b>3.1</b>	<b>72t</b>	<b>36/249</b>	<b>76.4</b>
<b>Opponents</b>	<b>509</b>	<b>289</b>	<b>3,460</b>	<b>56.8</b>	<b>6.80</b>	<b>18</b>	<b>3.5</b>	<b>18</b>	<b>3.5</b>	<b>54t</b>	<b>44/353</b>	<b>74.8</b>



## 1986 REGULAR SEASON RESULTS (12-4)

**Coach: Marty Schottenheimer**  
**Top Draft Choice: WR Webster Slaughter**  
**1986 USUAL STARTING LINEUPS**

**Offense**

WR 84 Webster Slaughter  
 LT 77 R. Bolden, 74 P. Farren  
 LG 74 P. Farren, 70 L. Williams  
 C 61 Mike Baab  
 RG 69 Dan Fike  
 RT 63 Cody Risien  
 TE 82 Ozzie Newsome  
 WR 88 Reggie Langhorne  
 QB 19 Bernie Kosar  
 FB 34 K. Mack, 33 C. Dickey  
 RB 44 E. Byner, 33 C. Dickey

**Defense**

LDE 96 Reggie Camp  
 NT 79 Bob Golic  
 RDE 78 Carl Hairston  
 LOLB 56 Chip Banks  
 LILB 51 Eddie Johnson  
 RILB 53 Anthony Griggs  
 ROLB 57 Clay Matthews  
 LCB 31 Frank Minnifield  
 RCB 29 Hanford Dixon  
 SS 24 Ray Ellis  
 FS 37 Chris Rockins

4th Down Pct.	50.0%	55.6%	Langhorne, Reggie	1	-11	-11.0	-11	0
<b>Total Net Yards</b>	<b>5,395</b>	<b>5,269</b>	<b>Browns</b>	<b>470</b>	<b>1,650</b>	<b>3.5</b>	<b>47</b>	<b>20</b>
Avg. Per Game	337.2	329.3	<b>Opponents</b>	<b>494</b>	<b>1,982</b>	<b>4.0</b>	<b>53</b>	<b>13</b>
Total Plays	1,049	1,033						
Avg. Per Play	5.1	5.1	<b>Receiving</b>	<b>No</b>	<b>Yds</b>	<b>Avg</b>	<b>LG</b>	<b>TD</b>
<b>Net Yards Rushing</b>	<b>1,650</b>	<b>1,982</b>	Brennan, Brian	55	838	15.2	57	6
Avg. Per Game	103.1	123.9	Fontenot, Herman	47	559	11.9	72	1
Total Rushes	471	494	Slaughter, Webster	40	577	14.4	47	4
<b>Net Yards Passing</b>	<b>3,744</b>	<b>3,287</b>	Langhorne, Reggie	39	678	17.4	66	1
Avg. Per Game	234.0	205.4	Newsome, Ozzie	39	417	10.7	31	3
Sacked/Yards Lost	39/274	35/259	Byner, Earneest	37	328	8.9	40	2
Gross Yards	4,018	3,546	Mack, Kevin	28	292	10.4	44	0
Attempts/Completions	538/315	518/291	Dickey, Curtis	10	78	7.8	12	0
Completion Pct.	58.6%	56.2%	Weathers, Clarence	9	100	11.1	16	0
Had Intercepted	11	18	Holt, Harry	4	61	15.3	34	1
<b>Punts/Avg.</b>	<b>83/41.2</b>	<b>79/38.4</b>	Greer, Terry	3	51	17.0	22	0
<b>Net Punting Avg.</b>	<b>83/38.0</b>	<b>79/34.0</b>	Tucker, Travis	2	29	14.5	16	0
<b>Penalties/Yards Lost</b>	<b>99/759</b>	<b>104/807</b>	McNeil, Gerald	1	9	9.0	9	0
<b>Fumbles/Ball Lost</b>	<b>33/13</b>	<b>34/18</b>	Kosar, Bernie	1	1	1.0	1	0
<b>Touchdowns</b>	<b>45</b>	<b>36</b>	<b>Browns</b>	<b>315</b>	<b>4,018</b>	<b>12.8</b>	<b>72</b>	<b>18</b>
Rushing	20	13	<b>Opponents</b>	<b>291</b>	<b>3,546</b>	<b>12.2</b>	<b>75</b>	<b>21</b>
Passing	18	21						
Returns	7	2	<b>Interceptions</b>	<b>No</b>	<b>Yds</b>	<b>Avg</b>	<b>LG</b>	<b>TD</b>
<b>Avg. Time Of Possession</b>	<b>29:19</b>	<b>30:41</b>	Dixon, Hanford	5	35	7.0	19	0
			Wright, Felix	3	33	11.0	33	0
			Minnifield, Frank	3	20	6.7	20	0
			Rockins, Chris	2	41	20.5	24	0
			Ellis, Ray	2	12	6.0	7	0
			Matthews, Clay	2	12	6.0	8	0
			Harper, Mark	1	31	31.0	31	0
			<b>Browns</b>	<b>18</b>	<b>184</b>	<b>10.2</b>	<b>33</b>	<b>0</b>
			<b>Opponents</b>	<b>11</b>	<b>135</b>	<b>12.3</b>	<b>58</b>	<b>1</b>

**Score By Periods**

	1st	2nd	3rd	4th	OT	Tot.
<b>Browns</b>	<b>82</b>	<b>102</b>	<b>112</b>	<b>86</b>	<b>9</b>	<b>391</b>
<b>Opponents</b>	<b>54</b>	<b>98</b>	<b>62</b>	<b>96</b>	<b>0</b>	<b>310</b>

Date	Result	Opponent	Att.
09-07	L 31-41	at Chicago Bears	66,030
09-14	W 23-20	at Houston Oilers	46,049
09-18	L 13-30	Cincinnati Bengals	78,779
09-28	W 24-21	Detroit Lions	72,029
10-05	W 27-24	at Pittsburgh Steelers	57,327
10-12	W 20-7	Kansas City Chiefs	71,278
10-19	L 14-17	Green Bay Packers	76,438
10-26	W 23-20	at Minnesota Vikings	59,133
11-02	W 24-9	at Indianapolis Colts	57,962
11-10	W 26-16	Miami Dolphins	77,949
11-16	L 14-27	at Los Angeles Raiders	65,461
11-23	W 37-31	Pittsburgh Steelers (OT)	76,452
11-30	W 13-10	Houston Oilers (OT)	62,309
12-07	W 21-17	at Buffalo Bills	42,213
12-14	W 34-3	at Cincinnati Bengals	58,062
12-21	W 47-17	San Diego Chargers	68,505
<b>AFC Playoffs</b>			
01-03	W 23-20	New York Jets (2OT)	78,106
<b>AFC Championship</b>			
01-11	L 20-23	Denver Broncos (OT)	79,915

**Scoring**

	Ru	Pa	Rt	Df	PA	2Ru2Pa	FG	Sa	Pt	
Bahr, Matt	0	0	0	0	30/30	0	0	20/26	0	90
Mack, Kevin	10	0	0	0	0/0	0	0	0/0	0	60
Brennan, Brian	0	6	1	0	0/0	0	0	0/0	0	42
Dickey, Curtis	6	0	0	0	0/0	0	0	0/0	0	36
Moseley, Mark	0	0	0	0	13/14	0	0	6/7	0	31
Slaughter, W.	4	1	0	0	0/0	0	0	0/0	0	30
Byner, Earneest	2	2	0	0	0/0	0	0	0/0	0	24
Newsome, Ozzie	0	3	0	0	0/0	0	0	0/0	0	18
Holt, Harry	1	1	0	0	0/0	0	0	0/0	0	12
McNeil, Gerald	0	0	2	0	0/0	0	0	0/0	0	12
Fontenot, R.	1	1	0	0	0/0	0	0	0/0	0	12
Langhorne, R.	0	1	0	0	0/0	0	0	0/0	0	6
Minnifield, Frank	0	1	0	0	0/0	0	0	0/0	0	6
Gross, Al	0	0	1	0	0/0	0	0	0/0	0	6
Wright, Felix	0	0	1	0	0/0	0	0	0/0	0	6
<b>Browns</b>	<b>20</b>	<b>18</b>	<b>7</b>	<b>0</b>	<b>43/44</b>	<b>0</b>	<b>26/33</b>	<b>0</b>	<b>391</b>	
<b>Opponents</b>	<b>13</b>	<b>21</b>	<b>2</b>	<b>0</b>	<b>34/36</b>	<b>0</b>	<b>20/29</b>	<b>0</b>	<b>310</b>	

**Punting**

	No	Yds	Avg	In20	TB	LG	Bk
Gossett, Jeff	83	3,423	41.2	21	10	61	0
<b>Browns</b>	<b>83</b>	<b>3,423</b>	<b>41.2</b>	<b>21</b>	<b>10</b>	<b>61</b>	<b>0</b>
<b>Opponents</b>	<b>79</b>	<b>3,033</b>	<b>38.4</b>	<b>13</b>	<b>8</b>	<b>57</b>	<b>1</b>

**Punt Returns**

	No	FC	Yds	Avg	LG	TD
McNeil, Gerald	10	0	348	8.7	84	1
Slaughter, Webster	1	0	2	2.0	2	0
<b>Browns</b>	<b>41</b>	<b>10</b>	<b>350</b>	<b>8.5</b>	<b>84</b>	<b>1</b>
<b>Opponents</b>	<b>44</b>	<b>11</b>	<b>268</b>	<b>6.1</b>	<b>20</b>	<b>0</b>

**Kickoff Returns**

	No	Yds	Avg	LG	TD
McNeil, Gerald	47	997	21.2	100	1
Fontenot, Herman	7	99	14.1	19	0
Slaughter, Webster	4	57	14.3	20	0
Langhorne, Reggie	4	57	14.3	20	0
Nicolas, Scott	3	28	9.3	13	0
Puzzuoli, Dave	1	32	32.0	32	0
<b>Browns</b>	<b>62</b>	<b>1,213</b>	<b>19.6</b>	<b>100</b>	<b>1</b>
<b>Opponents</b>	<b>78</b>	<b>1,476</b>	<b>18.9</b>	<b>91</b>	<b>1</b>

**Field Goals**

	1-19	20-29	30-39	40-49	50+	Tot.
Bahr, Matt	4/4	7/9	7/8	1/2	1/3	20/26
Moseley, Mark	1/1	2/2	3/3	0/1	0/0	6/7
<b>Browns</b>	<b>5/5</b>	<b>9/11</b>	<b>10/11</b>	<b>1/3</b>	<b>1/3</b>	<b>26/33</b>
<b>Opponents</b>	<b>1/1</b>	<b>6/7</b>	<b>5/5</b>	<b>8/12</b>	<b>0/4</b>	<b>20/29</b>

**Team Statistics**

	Browns	Opponent
<b>Total First Downs</b>	<b>292</b>	<b>312</b>
Rushing	101	114
Passing	165	181
Penalty	26	17
3rd Down: Made/Att	85/222	80/215
3rd Down Pct.	38.3%	37.2%
4th Down: Made/Att	7/14	10/18

**Rushing**

	No	Yds	Avg	LG	TD
Mack, Kevin	174	665	3.8	20	10
Dickey, Curtis	135	523	3.9	47	6
Byner, Earneest	94	277	2.9	37	2
Fontenot, Herman	25	105	4.2	16	1
Kosar, Bernie	24	19	0.8	17	0
Everett, Major	12	43	3.6	8	0
Pagel, Mike	2	0	0.0	0	0
Holt, Harry	1	16	16.0	16	1
McNeil, Gerald	1	12	12.0	12	0
Slaughter, Webster	1	1	1.0	1	0

Passing	Att	Cmp	Yds	Pct	Av/AI	TD	TD%	Int	Int%	LG	Tkld	Rating
Kosar, Bernie	531	310	3,854	58.4	7.26	17	3.2	10	1.9	72	39/274	83.8
Pagel, Mike	3	2	53	66.7	17.67	0	0.0	0	0.0	45	0/0	109.7
Fontenot, Herman	1	1	46	100.0	46.00	1	100.0	0	0.0	46	0/0	158.3
Brennan, Brian	1	1	35	100.0	35.00	0	0.0	0	0.0	35	0/0	118.8
Gossett, Jeff	2	1	30	50.0	15.00	0	0.0	1	50.0	30	0/0	56.3
<b>Browns</b>	<b>538</b>	<b>315</b>	<b>4,018</b>	<b>58.6</b>	<b>7.47</b>	<b>18</b>	<b>3.3</b>	<b>11</b>	<b>2.0</b>	<b>72</b>	<b>39/274</b>	<b>84.6</b>
<b>Opponents</b>	<b>518</b>	<b>291</b>	<b>3,546</b>	<b>56.2</b>	<b>6.85</b>	<b>21</b>	<b>4.1</b>	<b>18</b>	<b>3.5</b>	<b>75</b>	<b>35/259</b>	<b>76.5</b>

# YEAR BY YEAR

## 1987 REGULAR SEASON RESULTS (10-5)

Coach: Marty Schottenheimer

Top Draft Choice: LB Mike Junkin

### 1987 USUAL STARTING LINEUPS

#### Offense

WR	88	Reggie Langhorne
LT	74	Paul Fahren
LG	70	Larry Williams
C	61	Mike Baab
RG	69	Dan Fike
TE	63	Cody Risien
RT	63	Ozzie Newsome
QB	19	Bernie Kosar
WR	84	Webster Slaughter
RB	44	Earnest Byner
FB	34	Kevin Mack

#### Defense

LDE	91	S. Clancy, 96 R. Camp
NT	79	Bob Golic
RDE	78	Carl Hairston
LOLB	50	Lucius Sanford
ULB	51	Eddie Johnson
RILB	59	Mike Johnson
ROLB	57	Clay Matthews
LCB	31	Frank Minnifield
RCB	29	Hanford Dixon
SS	24	Ray Ellis
FS	22	F. Wright, 27 A. Gross

Total Rushes	474	401	Mack, Kevin	32	223	7.0	17	1
Net Yards Passing	<b>3,455</b>	<b>2,836</b>	Langhorne, Reggie	20	288	14.4	25	1
Avg. Per Game	230.3	189.1	Kemp, Perry	12	224	18.7	34	2
Sacked/Yards Lost	29/170	34/257	Weathers, Clarence	11	153	13.9	37	2
Gross Yards	3,625	3,093	Tennell, Derek	9	102	11.3	24	3
Attempts/Completions	482/291	467/246	McNeil, Gerald	8	120	15.0	39	2
Completion Pct.	60.4%	52.7%	Everett, Major	8	41	5.1	10	0
Had Intercepted	12	23	Mason, Larry	5	26	5.2	15	1
Punts/Avg.	<b>57/37.1</b>	<b>79/38.4</b>	Fontenot, Herman	4	40	10.0	25	0
Net Punting Avg.	<b>57/35.4</b>	<b>79/32.3</b>	Watson, Remi	2	22	11.0	13	0
Penalties/Yards Lost	<b>100/856</b>	<b>120/1,013</b>	Pierce, Steve	2	21	10.5	13	0
Fumbles/Ball Lost	<b>33/17</b>	<b>25/13</b>	Tinsley, Keith	1	17	17.0	17	0
Touchdowns	<b>47</b>	<b>26</b>	Manoa, Tim	1	8	8.0	8	0
Rushing	16	7	<b>Browns</b>	<b>291</b>	<b>3,625</b>	<b>12.5</b>	<b>54</b>	<b>27</b>
Passing	27	15	<b>Opponents</b>	<b>246</b>	<b>3,093</b>	<b>12.6</b>	<b>83</b>	<b>15</b>
Returns	4	4						
Avg. Time Of Possession	<b>31:43</b>	<b>28:17</b>	<b>Interceptions</b>	<b>No</b>	<b>Yds</b>	<b>Avg</b>	<b>LG</b>	<b>TD</b>

Score By Periods	1st	2nd	3rd	4th	OT	Tot.		
<b>Browns</b>	<b>49</b>	<b>160</b>	<b>106</b>	<b>75</b>	<b>0</b>	<b>- 390</b>		
<b>Opponents</b>	<b>41</b>	<b>56</b>	<b>54</b>	<b>85</b>	<b>3</b>	<b>239</b>		

Scoring	Ru	Pa	Rt	Df	Pnt	2Ru	Pa	Fg	Sa	Pt		
Jaeger, Jeff	0	0	0	0	33/34	0	0	14/22	0	75		
Byner, Earnest	8	2	0	0	0/0	0	0	0/0	0	60		
Slaughter, W.	0	7	0	0	0/0	0	0	0/0	0	42		
Brennan, Brian	0	6	0	0	0/0	0	0	0/0	0	36		
Mack, Kevin	5	1	0	0	0/0	0	0	0/0	0	36		
Bahr, Matt	0	0	0	0	9/10	0	0	4/5	21	0		
Tennell, Derek	0	3	0	0	0/0	0	0	0/0	0	18		
Mason, Larry	2	1	0	0	0/0	0	0	0/0	0	18		
Kemp, Perry	0	2	0	0	0/0	0	0	0/0	0	12		
McNeil, Gerald	0	2	0	0	0/0	0	0	0/0	0	12		
Weathers, C.	0	2	0	0	0/0	0	0	0/0	0	12		
Franco, Brian	0	0	0	0	2/2	0	0	3/4	11	0		
Kosar, Bernie	1	0	0	0	0/0	0	0	0/0	0	6		
Wright, Felix	0	0	1	0	0/0	0	0	0/0	0	6		
Ellis, Ray	0	0	1	0	0/0	0	0	0/0	0	6		
Matthews, Clay	0	0	1	0	0/0	0	0	0/0	0	6		
Langhorne, R.	0	1	0	0	0/0	0	0	0/0	0	6		
Grayson, David	0	0	1	0	0/0	0	0	0/0	0	6		
Kelley, Chris	0	0	0	0	1/1	0	0	0/0	0	1		
<b>Browns</b>	<b>16</b>	<b>27</b>	<b>4</b>	<b>0</b>	<b>45/47</b>	<b>0</b>	<b>0</b>	<b>21/31</b>	<b>0</b>	<b>390</b>		
<b>Opponents</b>	<b>7</b>	<b>15</b>	<b>4</b>	<b>0</b>	<b>26/26</b>	<b>0</b>	<b>0</b>	<b>17/25</b>	<b>3</b>	<b>239</b>		

Punting	No	Yds	Avg	In20	TB	LG	Bkts
Gossett, Jeff	19	779	41.0	3	4	55	0
Winslow, George	18	616	34.2	5	2	45	0
Walters, Dale	11	400	36.4	2	1	56	0
Johnson, Lee	9	317	35.2	3	1	66	0
<b>Browns</b>	<b>57</b>	<b>2,112</b>	<b>37.1</b>	<b>13</b>	<b>8</b>	<b>66</b>	<b>0</b>
<b>Opponents</b>	<b>79</b>	<b>3,035</b>	<b>38.4</b>	<b>13</b>	<b>8</b>	<b>57</b>	<b>0</b>

Punt Returns	No	FC	Yds	Avg	LG	TD
McNeil, Gerald	34	9	386	11.4	40	0
Wilson, Troy	10	3	101	10.1	17	0
<b>Browns</b>	<b>44</b>	<b>12</b>	<b>487</b>	<b>11.1</b>	<b>40</b>	<b>0</b>
<b>Opponents</b>	<b>16</b>	<b>10</b>	<b>93</b>	<b>5.8</b>	<b>21</b>	<b>0</b>

Kickoff Returns	No	Yds	Avg	LG	TD
Young, Glen	18	412	22.9	44	0
McNeil, Gerald	11	205	18.6	33	0
Fontenot, Herman	9	130	14.4	24	0
Tinsley, Keith	2	26	13.0	13	0
Manoa, Tim	2	14	7.0	13	0
Beauford, Clayton	1	22	22.0	22	0
Driver, Stacey	1	16	16.0	16	0
Langhorne, Reggie	1	8	8.0	8	0
Grayson, David	1	6	6.0	6	0
Byner, Earnest	1	2	2.0	2	0
Mason, Larry	1	0	0.0	0	0
<b>Browns</b>	<b>48</b>	<b>841</b>	<b>17.5</b>	<b>44</b>	<b>0</b>
<b>Opponents</b>	<b>72</b>	<b>1,343</b>	<b>18.7</b>	<b>39</b>	<b>0</b>

Rushing	No	Yds	Avg	LG	TD
Mack, Kevin	201	735	3.7	22	5
Byner, Earnest	105	432	4.1	21	8
Mason, Larry	56	207	3.7	22	2
Everett, Major	34	95	2.8	16	0
Manoa, Tim	23	116	5.0	35	0
Fontenot, Herman	15	33	2.2	14	0
Kosar, Bernie	15	22	1.5	7	1
Christensen, Jeff	11	41	3.7	15	0
Driver, Stacey	9	31	3.4	16	0
McNeil, Gerald	1	17	17.0	17	0
Verser, David	1	9	9.0	9	0
Davis, Johnny	1	7	7.0	7	0
Katolin, Mike	1	0	0.0	0	0
Danielson, Gary	1	0	0.0	0	0
<b>Browns</b>	<b>474</b>	<b>1,745</b>	<b>3.7</b>	<b>35</b>	<b>16</b>
<b>Opponents</b>	<b>401</b>	<b>1,433</b>	<b>3.6</b>	<b>27</b>	<b>7</b>

Receiving	No	Yds	Avg	LG	TD
Byner, Earnest	52	552	10.6	37	2
Slaughter, Webster	47	806	17.1	54	7
Brennan, Brian	43	607	14.1	53	6
Newsome, Ozzie	34	375	11.0	25	0

Field Goals	1-19	20-29	30-39	40-49	50+	Tot.
Jaeger, Jeff	0/0	6/6	3/6	5/9	0/1	14/22
Bahr, Matt	0/0	2/2	2/3	0/0	0/0	4/5
Franco, Brian	0/0	3/3	0/1	0/0	0/0	3/4
<b>Browns</b>	<b>0/0</b>	<b>11/11</b>	<b>5/10</b>	<b>5/9</b>	<b>0/1</b>	<b>21/31</b>
<b>Opponents</b>	<b>0/0</b>	<b>7/8</b>	<b>7/10</b>	<b>3/6</b>	<b>0/1</b>	<b>17/25</b>

Date	Result	Opponent	Att.
09-13	L 21-28	at New Orleans Saints	59,900
09-20	W 34-10	Pittsburgh Steelers	79,543
10-04	W 20-10	at New England Patriots	14,830
10-11	L 10-15	Houston Oilers	38,927
10-18	W 34-0	at Cincinnati Bengals	40,179
10-26	W 30-17	Los Angeles Rams	76,933
11-01	L 24-27	at San Diego Chargers (OT)	55,381
11-08	W 38-3	Atlanta Falcons	71,135
11-15	W 27-21	Buffalo Bills	78,409
11-22	W 40-7	at Houston Oilers	51,161
11-29	L 24-38	at San Francisco 49ers	60,248
12-06	L 7-9	Indianapolis Colts	70,661
12-13	W 38-24	Cincinnati Bengals	77,331
12-20	W 24-17	at Los Angeles Raiders	40,275
12-26	W 19-13	at Pittsburgh Steelers	56,394

AFC Playoffs			
01-09	W 38-21	Indianapolis Colts	78,586
AFC Championship			
01-17	L 33-38	Denver Broncos	75,993

Team Statistics	Browns	Opponent
Total First Downs	<b>310</b>	<b>251</b>
Rushing	110	86
Passing	171	134
Penalty	29	31
3rd Down Made/Att	86/204	72/204
3rd Down Pct.	42.2%	35.3%
4th Down Made/Att	5/11	6/14
4th Down Pct.	45.5%	42.9%
Total Net Yards	<b>5,200</b>	<b>4,269</b>
Avg. Per Game	346.7	284.6
Total Plays	985	902
Avg. Per Play	5.3	4.7
Net Yards Rushing	<b>1,745</b>	<b>1,433</b>
Avg. Per Game	116.3	95.5

Passing	Att	Cmp	Yds	Pct	Ay/At	TD	TD%	Int	Int%	LG	Thld	Rating
Kosar, Bernie	389	241	3,033	62.0	7.80	22	5.7	9	2.3	54	22/129	95.4
Christensen, Jeff	58	24	297	41.4	5.12	1	1.7	3	5.2	34	5/37	42.1
Danielson, Gary	33	25	281	75.8	8.52	4	12.1	0	0.0	23	2/4	140.3
Fontenot, Herman	1	1	14	100.0	14.00	0	0.0	0	0.0	14	0/0	118.8
Jaeger, Jeff	1	0	0	0.0	0.00	0	0.0	0	0.0	0	0/0	39.6
<b>Browns</b>	<b>482</b>	<b>291</b>	<b>3,625</b>	<b>60.4</b>	<b>7.52</b>	<b>27</b>	<b>5.6</b>	<b>12</b>	<b>2.5</b>	<b>54</b>	<b>29/170</b>	<b>92.0</b>
<b>Opponents</b>	<b>467</b>	<b>246</b>	<b>3,093</b>	<b>52.7</b>	<b>6.62</b>	<b>15</b>	<b>3.2</b>	<b>23</b>	<b>4.9</b>	<b>83</b>	<b>34/257</b>	<b>63.8</b>



## 1988 REGULAR SEASON RESULTS (10-6)

**Coach:** Marty Schottenheimer  
**Top Draft Choice:** LB Clifford Charton

**1988 USUAL STARTING LINEUPS**

Offense			
WR	84	W. Slaughter, 85 C. Weathers	
LT	74	Paul Farren	
LG	70	Larry Williams	
C	73	Gregg Rakoczy	
RG	69	Dan Fike	
RT	63	Cody Risien	
TE	82	Ozzie Newsome	
WR	88	Reggie Langhorne	
QB	19	B. Kosar, 10 M. Pagel, 12 D. Strock	
FB	34	K. Mack, 42 T. Manoa	
RB	44	Earnest Byner	
Defense			
LDE	91	Sam Clancy	
NT	79	Bob Golic	
RDE	78	Carl Hairston	
LOLB	56	David Grayson	
ULB	59	Mike Johnson	
RILB	54	M. Junkin, 51 E. Johnson	
ROLB	57	Clay Matthews	
LCB	31	Frank Minnifield	
RCB	29	Hanford Dixon	
SS	48	Brian Washington	
FS	22	Felix Wright	

Total Plays	1,013	1,009
Avg. Per Play	4.9	4.7
<b>Net Yards Rushing</b>	<b>1,575</b>	<b>1,920</b>
Avg. Per Game	98.4	120.0
Total Rushes	440	498
<b>Net Yards Passing</b>	<b>3,436</b>	<b>2,847</b>
Avg. Per Game	214.8	177.9
Sacked/Yards Lost	36/250	37/255
Gross Yards	3,686	3,102
Attempts/Completions	537/313	474/245
Completion Pct.	58.3%	51.7%
Had Intercepted	17	20
<b>Punts/Avg.</b>	<b>67/38.5</b>	<b>69/39.4</b>
<b>Net Punting Avg.</b>	<b>67/33.9</b>	<b>69/34.7</b>
<b>Penalties/Yards Lost</b>	<b>110/875</b>	<b>100/789</b>
<b>Fumbles/Ball Lost</b>	<b>32/16</b>	<b>23/11</b>
<b>Touchdowns</b>	<b>33</b>	<b>30</b>
Rushing	10	13
Passing	19	13
Returns	4	4
<b>Avg. Time Of Possession</b>	<b>30:49</b>	<b>29:11</b>

<b>Browns</b>	<b>440</b>	<b>1,575</b>	<b>3.6</b>	<b>65</b>	<b>10</b>
<b>Opponents</b>	<b>498</b>	<b>1,920</b>	<b>3.9</b>	<b>411</b>	<b>13</b>
Receiving					
Byner, Earnest	59	576	9.8	39	2
Langhorne, Reggie	57	780	13.7	77	7
Brennan, Brian	46	579	12.6	33	1
Newsome, Ozzie	35	343	9.8	28	2
Slaughter, Webster	30	462	15.4	41	3
Weathers, Clarence	29	436	15.0	49	1
Fontenot, Herman	19	170	8.9	15	1
Mack, Kevin	11	87	7.9	25	0
Manoa, Tim	10	54	5.4	9	0
Tennell, Derek	9	88	9.8	26	1
McNeil, Gerald	5	74	14.8	23	0
Young, Glen	2	34	17.0	25	0
Bolden, Rickey	1	3	3.0	3	1
<b>Browns</b>	<b>313</b>	<b>3,686</b>	<b>11.8</b>	<b>771</b>	<b>19</b>
<b>Opponents</b>	<b>245</b>	<b>3,102</b>	<b>12.7</b>	<b>54</b>	<b>13</b>

Score By Periods	1st	2nd	3rd	4th	OT	Tot.
<b>Browns</b>	<b>46</b>	<b>81</b>	<b>63</b>	<b>114</b>	<b>0</b>	<b>- 304</b>
<b>Opponents</b>	<b>46</b>	<b>137</b>	<b>44</b>	<b>61</b>	<b>0</b>	<b>- 288</b>

Scoring	Ru	Pa	Rt	Df	PAF	2Ru2Pa	FG	Saf	TP	
Bahr, Matt	0	0	0	0	32/33	0	0	24/29	0	104
Langhorne, R.	1	7	0	0	0	0	0	0	0	48
Byner, Earnest	3	2	0	0	0	0	0	0	0	30
Slaughter, W.	0	3	0	0	0	0	0	0	0	18
Mack, Kevin	3	0	0	0	0	0	0	0	0	18
Fontenot, H.	0	1	1	0	0	0	0	0	0	12
Newsome, Ozzie	0	2	0	0	0	0	0	0	0	12
Manoa, Tim	2	0	0	0	0	0	0	0	0	12
Bolden, Rickey	0	1	0	0	0	0	0	0	0	6
Kosar, Bernie	1	0	0	0	0	0	0	0	0	6
Minnifield, Frank	0	1	0	0	0	0	0	0	0	6
Washington, B.	0	0	1	0	0	0	0	0	0	6
Tennell, Derek	0	1	0	0	0	0	0	0	0	6
Weathers, C.	0	1	0	0	0	0	0	0	0	6
Brennan, Brian	0	1	0	0	0	0	0	0	0	6
Perry, Michael D.	0	1	0	0	0	0	0	0	0	6
Buchanan, C.	0	0	0	0	0	0	0	0	1	2
<b>Browns</b>	<b>10</b>	<b>19</b>	<b>4</b>	<b>0</b>	<b>32/33</b>	<b>0</b>	<b>0</b>	<b>24/29</b>	<b>1</b>	<b>304</b>
<b>Opponents</b>	<b>13</b>	<b>13</b>	<b>4</b>	<b>0</b>	<b>30/30</b>	<b>0</b>	<b>0</b>	<b>26/34</b>	<b>0</b>	<b>288</b>

Interceptions					
Wright, Felix	5	126	25.2	53	0
Minnifield, Frank	4	16	4.0	13	0
Washington, Brian	3	104	34.7	75	1
Johnson, Mike	2	36	18.0	31	0
Dixon, Hanford	2	24	12.0	24	0
Harper, Mark	2	13	6.5	8	0
Johnson, Eddie	2	0	0.0	0	0
<b>Browns</b>	<b>20</b>	<b>319</b>	<b>15.9</b>	<b>75</b>	<b>1</b>
<b>Opponents</b>	<b>17</b>	<b>190</b>	<b>11.2</b>	<b>36</b>	<b>2</b>

Punting	No	Yds	Avg	In20	TB	LG	BkH
Runager, Max	48	1,935	40.3	13	2	52	0
Johnson, Lee	17	643	37.8	6	1	61	0
Team, Stat	2	0	0.0	0	0	2	0
<b>Browns</b>	<b>67</b>	<b>2,578</b>	<b>38.5</b>	<b>19</b>	<b>3</b>	<b>61</b>	<b>2</b>
<b>Opponents</b>	<b>69</b>	<b>2,722</b>	<b>39.4</b>	<b>17</b>	<b>8</b>	<b>62</b>	<b>2</b>

Punt Returns	No	FC	Yds	Avg	LG	TD
McNeil, Gerald	38	6	315	8.3	32	0
Weathers, Clarence	2	0	10	5.0	9	0
<b>Browns</b>	<b>40</b>	<b>6</b>	<b>325</b>	<b>8.1</b>	<b>32</b>	<b>0</b>
<b>Opponents</b>	<b>32</b>	<b>11</b>	<b>304</b>	<b>9.5</b>	<b>73</b>	<b>1</b>

Kickoff Returns	No	Yds	Avg	LG	TD
Young, Glen	29	635	21.9	34	0
Fontenot, Herman	21	435	20.7	84	0
McNeil, Gerald	2	38	19.0	22	0
Briggs, Stephen	1	27	27.0	27	0
Perry, Michael Dean	1	13	13.0	13	0
Tennell, Derek	1	11	11.0	11	0
<b>Browns</b>	<b>55</b>	<b>1,159</b>	<b>21.1</b>	<b>84</b>	<b>0</b>
<b>Opponents</b>	<b>58</b>	<b>973</b>	<b>16.8</b>	<b>29</b>	<b>0</b>

Field Goals	1-19	20-29	30-39	40-49	50+	Tot.
Bahr, Matt	1/1	10/12	8/10	5/6	0/0	24/29
<b>Browns</b>	<b>1/1</b>	<b>10/12</b>	<b>8/10</b>	<b>5/6</b>	<b>0/0</b>	<b>0/0</b>
<b>Opponents</b>	<b>2/2</b>	<b>7/7</b>	<b>12/15</b>	<b>5/7</b>	<b>0/3</b>	<b>26/34</b>

Date	Result	Opponent	Att.
09-04	W 6-3	at Kansas City Chiefs	55,654
09-11	L 3-23	New York Jets	74,434
09-19	W 23-17	Indianapolis Colts	75,748
09-25	L 17-24	at Cincinnati Bengals	54,943
10-02	W 23-9	at Pittsburgh Steelers	56,410
10-09	L 10-16	Seattle Seahawks	78,605
10-16	W 19-3	Philadelphia Eagles	78,787
10-23	W 29-21	at Phoenix Cardinals	61,261
10-30	W 23-16	Cincinnati Bengals	79,147
11-07	L 17-24	at Houston Oilers	51,467
11-13	L 7-30	at Denver Broncos	75,806
11-20	W 27-7	Pittsburgh Steelers	77,131
11-27	W 17-13	at Washington Redskins	51,604
12-04	W 24-21	Dallas Cowboys	77,683
12-12	L 31-38	at Miami Dolphins	61,884
12-18	W 28-23	Houston Oilers	74,610
12-24	L 23-24	Houston Oilers	74,977

**AFC Wild Card**

Team Statistics	Browns	Opponent
<b>Total First Downs</b>	<b>294</b>	<b>301</b>
Rushing	93	114
Passing	177	162
Penalty	24	25
3rd Down: Made/Att	92/213	67/197
3rd Down Pct.	43.2%	34.0%
4th Down: Made/Att	4/15	8/17
4th Down Pct.	26.7%	47.1%
<b>Total Net Yards</b>	<b>5,011</b>	<b>4,767</b>
Avg. Per Game	313.2	297.9

Rushing	No	Yds	Avg	LG	TD
Byner, Earnest	157	576	3.7	27	3
Mack, Kevin	123	485	3.9	65	3
Manoa, Tim	99	389	3.9	34	2
Fontenot, Herman	28	87	3.1	17	0
Kosar, Bernie	12	-1	-0.1	13	1
Strock, Don	6	-2	-0.3	5	0
Danielson, Gary	4	3	0.8	5	0
Pagel, Mike	4	1	0.3	5	0
Baker, Tony	3	19	6.3	13	0
Langhorne, Reggie	2	26	13.0	20	1
Runager, Max	1	0	0.0	0	0
Bahr, Matt	1	-8	-8.0	-8	0

Passing	Att	Cmp	Yds	Pct	Av/At	TD	TD%	Int	Int%	LG	Tkld	Rating
Kosar, Bernie	259	156	1,890	60.2	7.30	10	3.9	7	2.7	77t	25/172	84.3
Pagel, Mike	134	71	736	53.0	5.49	3	2.2	4	3.0	28	1/9	64.1
Strock, Don	91	55	736	60.4	8.09	6	6.6	5	5.5	41	4/26	85.2
Danielson, Gary	52	31	324	59.6	6.23	0	0.0	1	1.9	26	6/43	69.7
Fontenot, Herman	1	0	0	0.0	0.00	0	0.0	0	0.0	0	0/0	39.6
<b>Browns</b>	<b>537</b>	<b>313</b>	<b>3,686</b>	<b>58.3</b>	<b>6.86</b>	<b>19</b>	<b>3.5</b>	<b>17</b>	<b>3.2</b>	<b>77t</b>	<b>36/250</b>	<b>77.9</b>
<b>Opponents</b>	<b>474</b>	<b>245</b>	<b>3,102</b>	<b>51.7</b>	<b>6.54</b>	<b>13</b>	<b>2.7</b>	<b>20</b>	<b>4.2</b>	<b>54</b>	<b>37/255</b>	<b>64.0</b>

# YEAR BY YEAR

## 1989 REGULAR SEASON RESULTS (9-6-1)

**Coach: Bud Carson**

**Top Draft Choice: RB Eric Metcalf**

**1989 USUAL STARTING LINEUPS**

**Offense**

WR	84	Webster Slaughter
LT	74	Paul Farnen
LG	68	Ted Banker
C	73	Gregg Rakoczy
RG	69	D. Fike, 66 T. Jones
RT	63	Cody Rislen
TE	82	Ozzie Newsome
WR	88	Reggie Langhorne
QB	19	Bernie Kosar
FB	42	Tim Manoa
RB	21	Eric Metcalf

**Defense**

LDE	60	Al Baker
LDT	78	Carl Hairston
RDT	92	Michael Dean Perry
RDE	97	Robert Banks
LOLB	57	Clay Matthews
MLB	59	Mike Johnson
ROLB	56	D. Grayson, 50 V. Waiters
LCB	31	Frank Minnifield
RCB	29	Hanford Dixon
SS	22	Felix Wright
FS	30	Thane Gash

Total Plays	1,011	1,031
Avg. Per Play	5.0	4.7
<b>Net Yards Rushing</b>	<b>1,609</b>	<b>1,670</b>
Avg. Per Game	100.6	104.4
Total Rushes	448	446
<b>Net Yards Passing</b>	<b>3,433</b>	<b>3,161</b>
Avg. Per Game	214.6	197.6
Sacked/Yards Lost	34/192	45/359
Gross Yards	3,625	3,520
Attempts/Completions	529/309	540/269
Completion Pct.	58.4%	49.8%
Had Intercepted	15	27
<b>Punts/Avg.</b>	<b>97/39.4</b>	<b>94/40.4</b>
<b>Net Total Yards</b>	<b>97/35.0</b>	<b>94/35.1</b>
<b>Penalties/Yards Lost</b>	<b>128/973</b>	<b>122/985</b>
<b>Fumbles/Ball Lost</b>	<b>23/15</b>	<b>32/11</b>
<b>Touchdowns</b>	<b>41</b>	<b>30</b>
Rushing	14	8
Passing	20	20
Returns	7	2
<b>Avg. Time Of Possession</b>	<b>30:26</b>	<b>29:34</b>

<b>Receiving</b>	<b>No</b>	<b>Yds</b>	<b>Avg</b>	<b>LG</b>	<b>TD</b>
Slaughter, Webster	65	1,236	19.0	97	6
Langhorne, Reggie	60	749	12.5	62	2
Metcalf, Eric	54	397	7.4	68	4
Newsome, Ozzie	29	324	11.2	31	1
Brennan, Brian	28	289	10.3	38	0
Manoa, Tim	27	241	8.9	32	2
Jones, Keith	15	126	8.4	36	0
Mcneil, Gerald	10	114	11.4	32	0
Tillman, Lawyer	6	70	11.7	19	2
Redden, Barry	6	34	5.7	8	0
Olipphant, Mike	3	22	7.3	9	0
Mack, Kevin	2	7	3.5	4	0
Waiters, Van	1	14	14.0	14	1
Middleton, Ron	1	5	5.0	5	1
Tennell, Derek	1	4	4.0	4	1
Kosar, Bernie	1	-7	-7.0	0	0
<b>Browns</b>	<b>309</b>	<b>3,625</b>	<b>11.7</b>	<b>97</b>	<b>20</b>
<b>Opponents</b>	<b>269</b>	<b>3,520</b>	<b>13.1</b>	<b>68</b>	<b>20</b>

<b>Score By Periods</b>	<b>1st</b>	<b>2nd</b>	<b>3rd</b>	<b>4th</b>	<b>OT</b>	<b>Tot.</b>
<b>Browns</b>	<b>48</b>	<b>112</b>	<b>104</b>	<b>64</b>	<b>6</b>	<b>- 334</b>
<b>Opponents</b>	<b>34</b>	<b>67</b>	<b>82</b>	<b>62</b>	<b>9</b>	<b>- 254</b>

<b>Scoring</b>	<b>Ru</b>	<b>Pa</b>	<b>Rt</b>	<b>Df</b>	<b>PA</b>	<b>2R</b>	<b>2Pa</b>	<b>FG</b>	<b>Saf</b>	<b>TP</b>
Bahr, Matt	0	0	0	0	40/40	0	0	16/24	0	88
Metcalf, Eric	6	4	0	0	0/0	0	0	0/0	0	60
Slaughter, W.	0	6	0	0	0/0	0	0	0/0	0	36
Manoa, Tim	3	2	0	0	0/0	0	0	0/0	0	30
Tillman, Lawyer	0	2	1	0	0/0	0	0	0/0	0	18
Langhorne, R.	0	2	0	0	0/0	0	0	0/0	0	12
Grayson, David	0	0	2	0	0/0	0	0	0/0	0	12
Gash, Thane	0	0	2	0	0/0	0	0	0/0	0	12
Kosar, Bernie	1	0	0	0	0/0	0	0	0/0	0	6
Wright, Felix	0	0	1	0	0/0	0	0	0/0	0	6
Jones, Keith	1	0	0	0	0/0	0	0	0/0	0	6
Olipphant, Mike	1	0	0	0	0/0	0	0	0/0	0	6
Mack, Kevin	1	0	0	0	0/0	0	0	0/0	0	6
Waiters, Van	0	1	0	0	0/0	0	0	0/0	0	6
Matthews, Clay	0	0	1	0	0/0	0	0	0/0	0	6
Tennell, Derek	0	1	0	0	0/0	0	0	0/0	0	6
Newsome, Ozzie	0	1	0	0	0/0	0	0	0/0	0	6
Middleton, Ron	0	1	0	0	0/0	0	0	0/0	0	6
Redden, Barry	1	0	0	0	0/0	0	0	0/0	0	6
<b>Browns</b>	<b>14</b>	<b>20</b>	<b>4</b>	<b>3</b>	<b>40/40</b>	<b>0</b>	<b>0</b>	<b>16/24</b>	<b>0</b>	<b>334</b>
<b>Opponents</b>	<b>8</b>	<b>20</b>	<b>2</b>	<b>0</b>	<b>29/29</b>	<b>0</b>	<b>0</b>	<b>15/28</b>	<b>0</b>	<b>254</b>

<b>Interceptions</b>	<b>No</b>	<b>Yds</b>	<b>Avg</b>	<b>LG</b>	<b>TD</b>
Wright, Felix	9	91	10.1	27	1
Gash, Thane	3	65	21.7	36	2
Johnson, Mike	3	43	14.3	23	0
Minnifield, Frank	3	29	9.7	25	0
Harper, Mark	3	8	2.7	8	0
Grayson, David	2	25	12.5	14	1
Matthews, Clay	1	25	25.0	25	0
Kramer, Kyle	1	12	12.0	12	0
Dixon, Hanford	1	2	2.0	2	0
Lions, Robert	1	0	0.0	0	0
<b>Browns</b>	<b>27</b>	<b>300</b>	<b>11.1</b>	<b>36</b>	<b>4</b>
<b>Opponents</b>	<b>15</b>	<b>306</b>	<b>20.4</b>	<b>77</b>	<b>1</b>

<b>Punting</b>	<b>No</b>	<b>Yds</b>	<b>Avg</b>	<b>In20</b>	<b>TB</b>	<b>LG</b>	<b>Blk</b>
Wagner, Bryan	97	3,817	39.4	32	6	60	0
<b>Browns</b>	<b>97</b>	<b>3,817</b>	<b>39.4</b>	<b>32</b>	<b>6</b>	<b>60</b>	<b>0</b>
<b>Opponents</b>	<b>94</b>	<b>3,797</b>	<b>40.4</b>	<b>20</b>	<b>8</b>	<b>57</b>	<b>1</b>

<b>Punt Returns</b>	<b>No</b>	<b>FC</b>	<b>Yds</b>	<b>Avg</b>	<b>LG</b>	<b>TD</b>
McNeil, Gerald	49	15	496	10.1	49	0
<b>Browns</b>	<b>49</b>	<b>15</b>	<b>496</b>	<b>10.1</b>	<b>49</b>	<b>0</b>
<b>Opponents</b>	<b>49</b>	<b>13</b>	<b>418</b>	<b>8.5</b>	<b>27</b>	<b>0</b>

<b>Kickoff Returns</b>	<b>No</b>	<b>Yds</b>	<b>Avg</b>	<b>LG</b>	<b>TD</b>
Metcalf, Eric	31	718	23.2	49	0
Olipphant, Mike	5	69	13.8	28	0
McNeil, Gerald	4	61	15.3	21	0
Jones, Keith	4	42	10.5	25	0
Briggs, Stephen	2	20	10.0	18	0
Redden, Barry	2	2	1.0	2	0
Joines, Vernon	1	12	12.0	12	0
Johnson, Eddie	1	8	8.0	8	0
<b>Browns</b>	<b>50</b>	<b>932</b>	<b>18.6</b>	<b>49</b>	<b>0</b>
<b>Opponents</b>	<b>58</b>	<b>1,175</b>	<b>20.3</b>	<b>73</b>	<b>0</b>

<b>Field Goals</b>	<b>1-19</b>	<b>20-29</b>	<b>30-39</b>	<b>40-49</b>	<b>50+</b>	<b>Tot.</b>
Bahr, Matt	0/0	5/5	6/8	4/9	1/2	16/24
<b>Browns</b>	<b>0/0</b>	<b>5/5</b>	<b>6/8</b>	<b>4/9</b>	<b>1/2</b>	<b>16/24</b>
<b>Opponents</b>	<b>0/0</b>	<b>3/3</b>	<b>7/9</b>	<b>4/14</b>	<b>1/2</b>	<b>15/28</b>

<b>Date</b>	<b>Result</b>	<b>Opponent</b>	<b>Att.</b>
09-10	W 51-0	at Pittsburgh Steelers	57,928
09-17	W 38-24	New York Jets	73,516
09-25	L 14-21	at Cincinnati Bengals	55,996
10-01	W 16-13	Denver Broncos	78,637
10-08	L 10-13	at Miami Dolphins (OT)	58,444
10-15	L 7-17	Pittsburgh Steelers	78,840
10-23	W 27-7	Chicago Bears	78,722
10-29	W 28-17	Houston Oilers	78,765
11-05	W 42-31	at Tampa Bay Buccaneers	69,162
11-12	W 17-7	at Seattle Seahawks	58,978
11-19	T 10-10	Kansas City Chiefs (OT)	77,922
11-23	L 10-13	at Detroit Lions	65,624
12-03	L 0-21	Cincinnati Bengals	76,236
12-10	L 17-23	at Indianapolis Colts (OT)	58,550
12-17	W 23-17	Minnesota Vikings (OT)	70,777
12-23	W 24-20	at Houston Oilers	58,852

**AFC Playoffs**

01-06	W 34-30	Buffalo Bills	77,706
-------	---------	---------------	--------

**AFC Championship**

01-14	L 21-37	at Denver Broncos	76,046
-------	---------	-------------------	--------

**Team Statistics**

<b>Total First Downs</b>	<b>285</b>	<b>276</b>
Rushing	101	93
Passing	161	161
Penalty	23	22
3rd Down: Made/Att	82/213	82/230
3rd Down Pct.	38.5%	35.7%
4th Down: Made/Att	1/9	10/16
4th Down Pct.	11.1%	62.5%
<b>Total Net Yards</b>	<b>5,042</b>	<b>4,831</b>
Avg. Per Game	315.1	301.9

<b>Rushing</b>	<b>No</b>	<b>Yds</b>	<b>Avg</b>	<b>LG</b>	<b>TD</b>
Metcalf, Eric	187	633	3.4	43	6
Manoa, Tim	87	289	3.3	22	3
Jones, Keith	43	160	3.7	15	1
Redden, Barry	40	180	4.5	38	1
Mack, Kevin	37	130	3.5	12	1
Kosar, Bernie	30	70	2.3	23	1
Olipphant, Mike	15	97	6.5	21	1
Langhorne, Reggie	5	19	3.8	18	0
Mcneil, Gerald	2	32	16.0	18	0
Page, Mike	2	-1	-0.5	4	0
<b>Browns</b>	<b>448</b>	<b>1,609</b>	<b>3.6</b>	<b>43</b>	<b>14</b>
<b>Opponents</b>	<b>446</b>	<b>1,670</b>	<b>3.7</b>	<b>39</b>	<b>8</b>

<b>Passing</b>	<b>Att</b>	<b>Cmp</b>	<b>Yds</b>	<b>Pct</b>	<b>Av/At</b>	<b>TD</b>	<b>TD%</b>	<b>Int</b>	<b>Int%</b>	<b>LG</b>	<b>Tkld</b>	<b>Rating</b>
Kosar, Bernie	513	303	3,533	59.1	6.89	18	3.5	14	2.7	97	34/192	80.3
Page, Mike	14	5	60	35.7	4.29	1	7.1	1	7.1	18	0/0	43.8
Metcalf, Eric	2	1	32	50.0	16.00	1	50.0	0	0.0	32	0/0	135.4
<b>Browns</b>	<b>529</b>	<b>309</b>	<b>3,625</b>	<b>58.4</b>	<b>6.85</b>	<b>20</b>	<b>3.8</b>	<b>15</b>	<b>2.8</b>	<b>97</b>	<b>34/192</b>	<b>80.1</b>
<b>Opponents</b>	<b>540</b>	<b>269</b>	<b>3,520</b>	<b>49.8</b>	<b>6.52</b>	<b>20</b>	<b>3.7</b>	<b>27</b>	<b>5.0</b>	<b>68</b>	<b>45/359</b>	<b>62.3</b>



# YEAR BY YEAR

## 1990 REGULAR SEASON RESULTS (3-13)

**Coach: Bud Carson/Jim Shofner**

**Top Draft Choice: RB Leroy Hoard**

### 1990 USUAL STARTING LINEUPS

#### Offense

WR	84	Webster Slaughter
LT	74	Paul Farren
LG	65	Ralph Tamm
C	61	Mike Baab
RG	73	Gregg Rakoczy
RT	66	Tony Jones
TE	82	Ozzie Newsome
WR	88	R. Langhorne, 86 B. Brennan
QB	19	B. Kosar, 10 M. Pagel
FB	34	K. Mack, 33 L. Hoard
RB	21	Eric Metcalf

#### Defense

LDE	60	A. Baker, 90 R. Burnett
LDT	75	C. Pike, 71 T. Gibson
RDT	92	Michael Dean Perry
RDE	97	R. Banks, 98 A. Pleasant
LOLB	57	Clay Matthews
MLB	59	Mike Johnson
ROLB	50	V. Walters, 56 D. Grayson
LCB	24	T. Blaylock, 31 F. Minnifield
RCB	26	Raymond Clayborn
SS	22	Felix Wright
FS	30	Thane Gash

Total Plays	960	987
Avg. Per Play	4.5	5.3
<b>Net Yards Rushing</b>	<b>1,220</b>	<b>2,105</b>
Avg. Per Game	76.3	131.6
Total Rushes	345	511
<b>Net Yards Passing</b>	<b>3,147</b>	<b>3,085</b>
Avg. Per Game	196.7	192.8
Sacked/Yards Lost	42/260	32/211
Gross Yards	3,407	3,296
Attempts/Completions	573/301	444/253
Completion Pct.	52.5%	57.0%
Had Intercepted	23	13
<b>Punts/Avg.</b>	<b>78/36.9</b>	<b>68/38.1</b>
<b>Net Punting Avg.</b>	<b>78/31.5</b>	<b>68/35.0</b>
<b>Penalties/Yards Lost</b>	<b>122/922</b>	<b>95/684</b>
<b>Fumbles/Ball Lost</b>	<b>37/23</b>	<b>24/9</b>
<b>Touchdowns</b>	<b>27</b>	<b>59</b>
Rushing	10	21
Passing	13	32
Returns	4	6
<b>Avg. Time Of Possession</b>	<b>27:11</b>	<b>32:49</b>

Mack, Kevin	42	360	8.6	30	2
Newsome, Ozzie	23	240	10.4	38	2
Hoard, Leroy	10	73	7.3	17	0
Gainer, Derrick	7	85	12.1	20	0
Joines, Vernon	6	86	14.3	24	0
Galbraith, Scott	4	62	15.5	28	0
Talley, John	2	28	14.0	19	0
Kauric, Jerry	1	21	21.0	21	0
<b>Browns</b>	<b>301</b>	<b>3,407</b>	<b>11.3</b>	<b>50</b>	<b>13</b>
<b>Opponents</b>	<b>253</b>	<b>3,296</b>	<b>13.0</b>	<b>59</b>	<b>32</b>

#### Interceptions

Wright, Felix	3	56	18.7	36	0
Blaylock, Anthony	2	45	22.5	45	0
Braggs, Stephen	2	13	6.5	11	0
Minnifield, Frank	2	0	0.0	0	0
Johnson, Mike	1	64	64.0	64	1
Gash, Thane	1	16	16.0	16	0
Walters, Van	1	15	15.0	15	0
Grayson, David	1	3	3.0	3	0
<b>Browns</b>	<b>13</b>	<b>212</b>	<b>16.3</b>	<b>64</b>	<b>1</b>
<b>Opponents</b>	<b>23</b>	<b>422</b>	<b>18.3</b>	<b>67</b>	<b>3</b>

#### Score By Periods

	1st	2nd	3rd	4th	OT	Tot.
<b>Browns</b>	<b>32</b>	<b>57</b>	<b>71</b>	<b>68</b>	<b>0</b>	<b>-228</b>
<b>Opponents</b>	<b>107</b>	<b>182</b>	<b>61</b>	<b>112</b>	<b>0</b>	<b>-462</b>

#### Scoring

	Ru	Pa	Rt	Df	PAF	2Ru	2Pa	FG	Saf	TP
Kauric, Jerry	0	0	0	0	24/27	0	0	14/20	0	66
Mack, Kevin	5	2	0	0	0/0	0	0	0/0	0	42
Slaughter, W.	0	4	0	0	0/0	0	0	0/0	0	24
Metcalf, Eric	1	2	0	0	0/0	0	0	0/0	0	24
Hoard, Leroy	3	0	0	0	0/0	0	0	0/0	0	18
Langhorne, R.	0	2	0	0	0/0	0	0	0/0	0	12
Brennan, Brian	0	2	0	0	0/0	0	0	0/0	0	12
Newsome, Ozzie	0	2	0	0	0/0	0	0	0/0	0	12
Johnson, Mike	0	0	1	0	0/0	0	0	0/0	0	6
Gainer, Derrick	1	0	0	0	0/0	0	0	0/0	0	6
Blaylock, A.	0	0	1	0	0/0	0	0	0/0	0	6
<b>Browns</b>	<b>10</b>	<b>13</b>	<b>2</b>	<b>2</b>	<b>24/27</b>	<b>0</b>	<b>14/20</b>	<b>0</b>	<b>228</b>	<b>2</b>
<b>Opponents</b>	<b>21</b>	<b>32</b>	<b>0</b>	<b>6</b>	<b>56/59</b>	<b>0</b>	<b>16/27</b>	<b>0</b>	<b>16/27</b>	<b>462</b>

#### Rushing

	No	Yds	Avg	LG	TD
Mack, Kevin	158	702	4.4	26	5
Metcalf, Eric	80	248	3.1	17	1
Hoard, Leroy	58	149	2.6	42	3
Gainer, Derrick	30	81	2.7	9	1
Kosar, Bernie	10	13	1.3	5	0
Slaughter, Webster	5	29	5.8	17	0
Pagel, Mike	3	-1	-0.3	0	0
Redden, Barry	1	-1	-1.0	-1	0
<b>Browns</b>	<b>345</b>	<b>1,220</b>	<b>3.5</b>	<b>42</b>	<b>10</b>
<b>Opponents</b>	<b>511</b>	<b>2,105</b>	<b>4.1</b>	<b>39</b>	<b>21</b>

#### Receiving

	No	Yds	Avg	LG	TD
Slaughter, Webster	59	847	14.4	50	4
Metcalf, Eric	57	452	7.9	35	1
Langhorne, Reggie	45	585	13.0	39	2
Brennan, Brian	45	568	12.6	28	2

#### Punting

Wagner, Bryan	74	2,879	38.9	13	2	65	4
Team, Stat	4	0	0.0	0	0	0	0
<b>Browns</b>	<b>78</b>	<b>2,879</b>	<b>36.9</b>	<b>13</b>	<b>2</b>	<b>65</b>	<b>4</b>
<b>Opponents</b>	<b>68</b>	<b>2,589</b>	<b>38.1</b>	<b>15</b>	<b>4</b>	<b>70</b>	<b>1</b>

#### Punt Returns

Adams, Stefan	13	4	81	6.2	25	0
Brennan, Brian	9	4	72	8.0	15	0
Lewis, Leo	8	7	56	7.0	18	0
Walters, Van	1	0	0	0.0	0	0
<b>Browns</b>	<b>31</b>	<b>15</b>	<b>209</b>	<b>6.7</b>	<b>25</b>	<b>0</b>
<b>Opponents</b>	<b>41</b>	<b>13</b>	<b>425</b>	<b>10.4</b>	<b>37</b>	<b>0</b>

#### Kickoff Returns

Metcalf, Eric	52	1,052	20.2	101	2
Fullwood, Brent	6	119	19.8	27	0
Adams, Stefan	3	33	11.0	15	0
Galbraith, Scott	3	16	5.3	10	0
Hoard, Leroy	2	18	9.0	10	0
Johnson, Eddie	2	17	8.5	11	0
Barnett, Harlon	1	15	15.0	15	0
Talley, John	1	6	6.0	6	0
Gainer, Derrick	1	0	0.0	0	0
<b>Browns</b>	<b>71</b>	<b>1,276</b>	<b>18.0</b>	<b>101</b>	<b>2</b>
<b>Opponents</b>	<b>45</b>	<b>805</b>	<b>17.9</b>	<b>39</b>	<b>0</b>

#### Field Goals

	1-19	20-29	30-39	40-49	50+	Tot.
Kauric, Jerry	0/0	5/5	5/8	4/7	0/0	14/20
<b>Browns</b>	<b>0/0</b>	<b>5/5</b>	<b>5/8</b>	<b>4/7</b>	<b>0/0</b>	<b>14/20</b>
<b>Opponents</b>	<b>1/1</b>	<b>4/4</b>	<b>4/6</b>	<b>6/14</b>	<b>1/2</b>	<b>16/27</b>

Date	Result	Opponent	Att.
09-09	W 13-3	Pittsburgh Steelers	78,298
09-16	L 21-24	at New York Jets	67,354
09-23	L 0-14	San Diego Chargers	77,429
09-30	L 0-34	at Kansas City Chiefs	75,462
10-08	W 30-29	at Denver Broncos	74,814
10-14	L 20-25	at New Orleans Saints	68,608
10-22	L 13-34	Cincinnati Bengals	78,567
10-28	L 17-20	at San Francisco 49ers	63,672
11-04	L 0-42	Buffalo Bills	78,331
11-18	L 23-35	Houston Oilers	76,726
11-25	L 13-30	Miami Dolphins	70,225
12-02	L 23-38	Los Angeles Rams	61,981
12-09	L 14-58	at Houston Oilers	54,469
12-16	W 13-10	Atlanta Falcons	46,536
12-23	L 0-35	at Pittsburgh Steelers	51,665
12-30	L 14-21	at Cincinnati Bengals	60,041

#### Team Statistics

	Browns	Opponent
<b>Total First Downs</b>	<b>259</b>	<b>314</b>
Rushing	74	117
Passing	167	169
Penalty	18	26
3rd Down: Made/Att	81/207	104/211
3rd Down Pct.	39.1%	49.3%
4th Down: Made/Att	7/19	2/3
4th Down Pct.	36.8%	67.3%
<b>Total Net Yards</b>	<b>4,367</b>	<b>5,190</b>
Avg. Per Game	272.9	324.4

Passing	Att	Cmp	Yds	Pct	Av/At	TD	TD%	Int	Int%	LG	Tkld	Rating
Kosar, Bernie	423	230	2,562	54.4	6.06	10	2.4	15	3.5	50	37/220	65.7
Pagel, Mike	148	69	819	46.6	5.53	3	2.0	8	5.4	32	5/40	48.2
Francis, Jeff	2	2	26	100.0	13.00	0	0.0	0	0.0	17	0/0	118.8
<b>Browns</b>	<b>573</b>	<b>301</b>	<b>3,407</b>	<b>52.5</b>	<b>5.95</b>	<b>13</b>	<b>2.3</b>	<b>23</b>	<b>4.0</b>	<b>50</b>	<b>42/260</b>	<b>61.5</b>
<b>Opponents</b>	<b>444</b>	<b>253</b>	<b>3,296</b>	<b>57.0</b>	<b>7.42</b>	<b>32</b>	<b>7.2</b>	<b>13</b>	<b>2.9</b>	<b>59</b>	<b>32/211</b>	<b>92.3</b>

# YEAR BY YEAR

## 1991 REGULAR SEASON RESULTS (6-10)

**Coach: Bill Belichick**

**Top Draft Choice: S Eric Turner**

### 1991 USUAL STARTING LINEUPS

#### Offense

WR	84	Webster Slaughter
LT	66	Tony Jones
LG	70	John Rienstra
C	61	Mike Baab
RG	68	Ed King
RT	69	Dan Fike
TE	81	Scott Galbraith
WR	88	R. Langhorne, 1 M. Jackson
QB	19	Bernie Kosar
FB	34	Kevin Mack
RB	33	L. Hoard, 21 E. Metcalf

#### Defense

LDE	90	R. Burnett, 75 P. Sagapolutele
LDT	96	James Jones
RDT	92	Michael Dean Perry
RDE	98	Anthony Pleasant
LDLB	50	V. Waiters, 58 D. Brandon
MLB	59	M. Johnson, 52 R. Brown
ROLB	57	Clay Matthews
LCB	31	Frank Minnifield
RCB	39	R. Hilliard, 36 S. Braggs
SS	37	H. Barnett, 29 E. Turner
FS	22	Vince Newsome

Total Plays	934	1,004	Langhorne, Reggie	39	505	12.9	40t	2
Avg. Per Play	5.0	5.1	Biennan, Brian	31	325	10.5	30	1
<b>Net Yards Rushing</b>	<b>1,360</b>	<b>1,875</b>	Metcalf, Eric	29	294	10.1	45	0
Avg. Per Game	85.0	117.2	Galbraith, Scott	27	328	12.1	42	0
Total Rushes	389	447	Jackson, Michael	17	268	15.8	65t	2
<b>Net Yards Passing</b>	<b>3,304</b>	<b>3,209</b>	Morris, Joe	13	76	5.8	13	0
Avg. Per Game	206.5	200.6	Rouson, Lee	2	9	4.5	6	0
Sacked/Yards Lost	42/243	35/236	Talley, John	1	13	13.0	13	0
Gross Yards	3,547	3,445	Kosar, Bernie	1	1	1.0	1	0
Attempts/Completions	503/312	522/312	<b>Browns</b>	<b>312</b>	<b>3,547</b>	<b>11.4</b>	<b>71t</b>	<b>19</b>
Completion Pct.	62.0%	59.8%	<b>Opponents</b>	<b>312</b>	<b>3,445</b>	<b>11.0</b>	<b>70t</b>	<b>20</b>
Had Intercepted	10	15						

<b>Punts/Avg.</b>	<b>80/42.5</b>	<b>61/41.3</b>	<b>Interceptions</b>	<b>No</b>	<b>Yds</b>	<b>Avg</b>	<b>LG</b>	<b>TD</b>
<b>Net Punting Avg.</b>	<b>80/37.6</b>	<b>61/37.2</b>	Braggs, Stephen	3	15	5.0	15	0
<b>Penalties/Yards Lost</b>	<b>108/872</b>	<b>103/770</b>	Brandon, David	2	70	35.0	40	1
<b>Fumbles/Ball Lost</b>	<b>18/8</b>	<b>33/18</b>	Turner, Eric	2	42	21.0	42t	1
<b>Touchdowns</b>	<b>35</b>	<b>33</b>	Matthews, Clay	1	35	35.0	35	0
Rushing	12	12	Newsome, Vince	1	31	31.0	31	0
Passing	19	20	Jones, James	1	20	20.0	20t	1
Returns	4	1	Brown, Richard	1	19	19.0	19	0
<b>Avg. Time Of Possession</b>	<b>29:00</b>	<b>31:00</b>	Hilliard, Randy	1	19	19.0	19	0
			Figaro, Cedric	1	9	9.0	9	0
			Johnson, Mike	1	0	0.0	0	0
			Johnson, Alfred	1	0	0.0	0	0
			<b>Browns</b>	<b>15</b>	<b>260</b>	<b>17.3</b>	<b>42t</b>	<b>3</b>
			<b>Opponents</b>	<b>10</b>	<b>95</b>	<b>9.5</b>	<b>57t</b>	<b>1</b>

<b>Score By Periods</b>	<b>1st</b>	<b>2nd</b>	<b>3rd</b>	<b>4th</b>	<b>OT</b>	<b>Tot.</b>
<b>Browns</b>	<b>57</b>	<b>105</b>	<b>77</b>	<b>48</b>	<b>6</b>	<b>- 293</b>
<b>Opponents</b>	<b>25</b>	<b>113</b>	<b>51</b>	<b>109</b>	<b>0</b>	<b>- 298</b>

<b>Scoring</b>	<b>Ru</b>	<b>Pa</b>	<b>Rt</b>	<b>Df</b>	<b>PAT</b>	<b>2Ru/2Pa</b>	<b>FG</b>	<b>Sat</b>	<b>TP</b>	
Stover, Matt	0	0	0	0	33/34	0	0	16/22	0	81
Hoard, Leroy	2	9	0	0	0/0	0	0	0/0	0	66
Mack, Kevin	8	2	0	0	0/0	0	0	0/0	0	60
Slaughter, W.	0	3	0	0	0/0	0	0	0/0	0	18
Langhorne, R.	0	2	0	0	0/0	0	0	0/0	0	12
Morris, Joe	2	0	0	0	0/0	0	0	0/0	0	12
Jackson, Michael	0	2	0	0	0/0	0	0	0/0	0	12
Jones, James	0	0	0	1	0/0	0	0	0/0	1	8
Brennan, Brian	0	1	0	0	0/0	0	0	0/0	0	6
Brandon, David	0	0	1	0/0	0	0	0	0/0	0	6
Turner, Eric	0	0	0	1	0/0	0	0	0/0	0	6
Newsome, Vince	0	0	0	1	0/0	0	0	0/0	0	6
<b>Browns</b>	<b>12</b>	<b>19</b>	<b>0</b>	<b>4</b>	<b>33/34</b>	<b>0</b>	<b>0</b>	<b>16/22</b>	<b>1</b>	<b>293</b>
<b>Opponents</b>	<b>12</b>	<b>20</b>	<b>0</b>	<b>1</b>	<b>32/33</b>	<b>0</b>	<b>0</b>	<b>22/30</b>	<b>1</b>	<b>298</b>

<b>Rushing</b>	<b>No</b>	<b>Yds</b>	<b>Avg</b>	<b>LG</b>	<b>TD</b>
Mack, Kevin	197	726	3.7	51t	8
Morris, Joe	93	289	3.1	15	2
Hoard, Leroy	37	154	4.2	52	2
Metcalf, Eric	30	107	3.6	15	0
Kosar, Bernie	26	74	2.8	14	0
Rouson, Lee	3	14	4.7	9	0
Hansen, Brian	2	-3	-1.5	0	0
Philcox, Todd	1	-1	-1.0	-1	0
<b>Browns</b>	<b>389</b>	<b>1,360</b>	<b>3.5</b>	<b>52</b>	<b>12</b>
<b>Opponents</b>	<b>447</b>	<b>1,875</b>	<b>4.2</b>	<b>65t</b>	<b>12</b>

<b>Receiving</b>	<b>No</b>	<b>Yds</b>	<b>Avg</b>	<b>LG</b>	<b>TD</b>
Slaughter, Webster	64	906	14.2	62t	3
Hoard, Leroy	48	567	11.8	71t	9
Mack, Kevin	40	255	6.4	22	2

<b>Punting</b>	<b>No</b>	<b>Yds</b>	<b>Avg</b>	<b>In20</b>	<b>TD</b>	<b>LG</b>	<b>Bk</b>
Hansen, Brian	80	3,397	42.5	20	6	65	0
<b>Browns</b>	<b>80</b>	<b>3,397</b>	<b>42.5</b>	<b>20</b>	<b>6</b>	<b>65</b>	<b>0</b>
<b>Opponents</b>	<b>61</b>	<b>2,520</b>	<b>41.3</b>	<b>16</b>	<b>6</b>	<b>61</b>	<b>0</b>

<b>Punt Returns</b>	<b>No</b>	<b>FC</b>	<b>Yds</b>	<b>Avg</b>	<b>LG</b>	<b>TD</b>
Slaughter, Webster	17	3	112	6.6	17	0
Metcalf, Eric	12	1	100	8.3	30	0
Minnifield, Frank	0	0	28	0.0	28	0
Brennan, Brian	2	6	11	5.5	11	0
Stat, Team	0	0	0	0.0	31	0
<b>Browns</b>	<b>31</b>	<b>10</b>	<b>251</b>	<b>8.1</b>	<b>31</b>	<b>0</b>
<b>Opponents</b>	<b>40</b>	<b>15</b>	<b>388</b>	<b>9.7</b>	<b>48</b>	<b>0</b>

<b>Kickoff Returns</b>	<b>No</b>	<b>Yds</b>	<b>Avg</b>	<b>LG</b>	<b>TD</b>
Metcalf, Eric	23	351	15.3	24	0
Morris, Joe	18	310	17.2	36	0
Peebles, Danny	8	149	18.6	32	0
James, Lynn	3	49	16.3	21	0
Galbraith, Scott	2	13	6.5	8	0
Rouson, Lee	1	16	16.0	16	0
<b>Browns</b>	<b>55</b>	<b>888</b>	<b>16.1</b>	<b>36</b>	<b>0</b>
<b>Opponents</b>	<b>50</b>	<b>1,022</b>	<b>20.4</b>	<b>47</b>	<b>0</b>

<b>Field Goals</b>	<b>1-19</b>	<b>20-29</b>	<b>30-39</b>	<b>40-49</b>	<b>50+</b>	<b>Tot.</b>
Stover, Matt	1/2	2/3	8/9	3/6	2/2	16/22
<b>Browns</b>	<b>1/2</b>	<b>2/3</b>	<b>8/9</b>	<b>3/6</b>	<b>2/2</b>	<b>16/22</b>
<b>Opponents</b>	<b>1/1</b>	<b>10/12</b>	<b>8/8</b>	<b>2/4</b>	<b>1/5</b>	<b>22/30</b>

<b>Date</b>	<b>Result</b>	<b>Opponent</b>	<b>Att.</b>
09-01	L 14-26	Dallas Cowboys	78,860
09-08	W 20-0	at New England Patriots	35,377
09-15	W 14-13	Cincinnati Bengals	78,269
09-22	L 10-13	at New York Giants	75,891
10-06	L 14-17	New York Jets	71,042
10-13	L 17-42	at Washington Redskins	54,715
10-20	W 30-24	at San Diego Chargers (OT)	48,440
10-27	W 17-14	Pittsburgh Steelers	78,285
11-03	L 21-23	at Cincinnati Bengals	55,077
11-10	L 30-32	Philadelphia Eagles	72,086
11-17	L 24-28	at Houston Oilers	58,155
11-24	W 20-15	Kansas City Chiefs	63,991
12-01	W 31-0	at Indianapolis Colts	57,539
12-08	L 7-17	Denver Broncos	73,539
12-15	L 14-17	Houston Oilers	55,680
12-22	L 10-17	at Pittsburgh Steelers	47,070

<b>Team Statistics</b>	<b>Browns</b>	<b>Opponent</b>
<b>Total First Downs</b>	<b>265</b>	<b>298</b>
Rushing	82	100
Passing	163	179
Penalty	20	19
3rd Down: Made/Att	74/199	97/215
3rd Down Pct.	37.2%	45.1%
4th Down: Made/Att	9/20	9/17
4th Down Pct.	45.0%	52.9%
<b>Total Net Yards</b>	<b>4,664</b>	<b>5,084</b>
Avg. Per Game	291.5	317.8

<b>Passing</b>	<b>Att</b>	<b>Cmp</b>	<b>Yds</b>	<b>Pct</b>	<b>Av/At</b>	<b>TD</b>	<b>TD%</b>	<b>Int</b>	<b>Int%</b>	<b>LG</b>	<b>Tkld</b>	<b>Rating</b>
Kosar, Bernie	494	307	3,487	62.1	7.06	18	3.6	9	1.8	71t	41/232	87.8
Philcox, Todd	8	4	49	50.0	6.13	0	0.0	1	12.5	28	0/0	29.7
Hansen, Brian	1	1	11	100.0	11.00	1	100.0	0	0.0	11t	0/0	152.1
Metcalf, Eric	0	0	0	0.0	0.00	0	0.0	0	0.0	0	1/11	39.6
<b>Browns</b>	<b>503</b>	<b>312</b>	<b>3,547</b>	<b>62.0</b>	<b>7.05</b>	<b>19</b>	<b>3.8</b>	<b>10</b>	<b>2.0</b>	<b>71t</b>	<b>42/243</b>	<b>87.5</b>
<b>Opponents</b>	<b>522</b>	<b>312</b>	<b>3,445</b>	<b>59.8</b>	<b>6.60</b>	<b>20</b>	<b>3.8</b>	<b>15</b>	<b>2.9</b>	<b>70t</b>	<b>35/236</b>	<b>80.2</b>



# YEAR BY YEAR

## 1992 REGULAR SEASON RESULTS (7-9)

**Coach: Bill Belichick**  
**Top Draft Choice: RB Tommy Vardell**  
**1992 USUAL STARTING LINEUPS**

### Offense

WR	1	Michael Jackson
LT	66	Tony Jones
LG	72	B. Dahl, 70 J. Rienstra
C	63	Jay Hilgenberg
RG	68	Ed King
RT	69	Dan Fike
TE	83	Mark Bavaro
WR	85	Lawyer Tillman
QB	19	B. Kosar, 18 M. Tomczak
FB	44	T. Vardell, 34 K. Mack
RB	33	L. Hoard, 21 E. Metcalf

### Defense

LDE	90	Rob Burnett
LDT	96	James Jones
RDT	92	Michael Dean Perry
RDE	98	Anthony Pleasant
LOLB	58	David Brandon
MLB	59	Mike Johnson
ROLB	57	Clay Matthews
LCB	31	Frank Minnifield
RCB	24	Terry Taylor
SS	29	Eric Turner
FS	22	Vince Newsome

Avg. Per Game	280.8	297.3
Total Plays	883	963
Avg. Per Play	5.1	4.9
<b>Net Yards Rushing</b>	<b>1,607</b>	<b>1,605</b>
Avg. Per Game	100.4	100.3
Total Rushes	451	429
<b>Net Yards Passing</b>	<b>2,885</b>	<b>3,152</b>
Avg. Per Game	180.3	197.0
Sacked/Yards Lost	34/217	48/315
Gross Yards	3,102	3,467
Attempts/Completions	398/238	486/291
Completion Pct.	59.8%	59.9%
Had Intercepted	16	13
<b>Punts/Avg.</b>	<b>75/41.1</b>	<b>74/44.5</b>
<b>Net Punting Avg.</b>	<b>75/38.0</b>	<b>74/38.7</b>
<b>Penalties/Yards Lost</b>	<b>104/765</b>	<b>93/764</b>
<b>Fumbles/Ball Lost</b>	<b>19/12</b>	<b>33/20</b>
<b>Touchdowns</b>	<b>30</b>	<b>29</b>
Rushing	7	5
Passing	18	23
Returns	5	1
<b>Avg. Time Of Possession</b>	<b>30:13</b>	<b>29:47</b>

<b>Score By Periods</b>	<b>1st</b>	<b>2nd</b>	<b>3rd</b>	<b>4th</b>	<b>OT</b>	<b>ToL</b>
<b>Browns</b>	<b>63</b>	<b>31</b>	<b>76</b>	<b>102</b>	<b>0</b>	<b>- 272</b>
<b>Opponents</b>	<b>55</b>	<b>47</b>	<b>80</b>	<b>93</b>	<b>0</b>	<b>- 275</b>

<b>Scoring</b>	<b>Ru</b>	<b>Pa</b>	<b>Rt</b>	<b>Df</b>	<b>PAT</b>	<b>2Rt/2Pa</b>	<b>FG</b>	<b>SA</b>	<b>TP</b>	
Stover, Matt	0	0	0	0	29/30	0	0	21/29	0	92
Metcalf, Eric	1	5	1	0	0/0	0	0	0/0	0	42
Jackson, Michael	0	7	0	0	0/0	0	0	0/0	0	42
Mack, Kevin	6	0	0	0	0/0	0	0	0/0	0	36
Bavaro, Mark	0	2	0	0	0/0	0	0	0/0	0	12
Brandon, David	0	0	2	0	0/0	0	0	0/0	0	12
Jones, James	0	1	0	0	0/0	0	0	0/0	0	6
Galbraith, Scott	0	1	0	0	0/0	0	0	0/0	0	6
Johnson, Mike	0	0	1	0	0/0	0	0	0/0	0	6
Hoard, Leroy	0	1	0	0	0/0	0	0	0/0	0	6
Moore, Steven	0	0	0	1	0/0	0	0	0/0	0	6
Wolfe, Ron	0	1	0	0	0/0	0	0	0/0	0	6
<b>Browns</b>	<b>7</b>	<b>18</b>	<b>1</b>	<b>4</b>	<b>29/30</b>	<b>0</b>	<b>0</b>	<b>21/29</b>	<b>0</b>	<b>272</b>
<b>Opponents</b>	<b>5</b>	<b>23</b>	<b>0</b>	<b>1</b>	<b>29/29</b>	<b>0</b>	<b>0</b>	<b>24/29</b>	<b>0</b>	<b>275</b>

<b>Rushing</b>	<b>No</b>	<b>Yds</b>	<b>Avg</b>	<b>LG</b>	<b>TD</b>
Mack, Kevin	169	543	3.2	37	6
Vardell, Tommy	99	369	3.7	35	0
Metcalf, Eric	73	301	4.1	31	1
Hoard, Leroy	54	236	4.4	37	0
Tomczak, Mike	24	39	1.6	16	0
Brooks, James	13	38	2.9	13	0
Baldwin, Randy	10	31	3.1	11	0
Kosar, Bernie	5	12	2.4	8	0
Tillman, Lawyer	2	15	7.5	15	0
Jackson, Michael	1	21	21.0	21	0
Wolfe, Ron	1	2	2.0	2	0
<b>Browns</b>	<b>451</b>	<b>1,607</b>	<b>3.6</b>	<b>37</b>	<b>7</b>
<b>Opponents</b>	<b>429</b>	<b>1,605</b>	<b>3.7</b>	<b>48</b>	<b>5</b>

<b>Receiving</b>	<b>No</b>	<b>Yds</b>	<b>Avg</b>	<b>LG</b>	<b>TD</b>
Jackson, Michael	47	755	16.1	69t	7
Metcalf, Eric	47	614	13.1	69t	5
Hoard, Leroy	26	310	11.9	46t	1
Tillman, Lawyer	25	498	19.9	52	0
Bavaro, Mark	25	315	12.6	39	2
Holohan, Pete	20	170	8.5	24	0
Vardell, Tommy	13	128	9.8	23	0
Mack, Kevin	13	81	6.2	23	0
Smith, Rico	5	64	12.8	21	0
Galbraith, Scott	4	63	15.8	28	1
Collins, Shawn	3	31	10.3	11	0
Baldwin, Randy	2	30	15.0	20	0
Holland, Jamie	2	27	13.5	16	0
Wolfe, Ron	2	8	4.0	6	1
Brooks, James	2	-1	-0.5	4	0
McCardell, Keenan	1	8	8.0	8	0
Jones, James	1	1	1.0	1	1
<b>Browns</b>	<b>238</b>	<b>3,102</b>	<b>13.0</b>	<b>69t</b>	<b>18</b>
<b>Opponents</b>	<b>291</b>	<b>3,467</b>	<b>11.9</b>	<b>68t</b>	<b>23</b>

<b>Interceptions</b>	<b>No</b>	<b>Yds</b>	<b>Avg</b>	<b>LG</b>	<b>TD</b>
Newsome, Vince	3	55	18.3	29	0
Brandon, David	2	123	61.5	92t	1
Walls, Everson	2	26	13.0	24	0
Minnifield, Frank	2	6	3.0	5	0
Matthews, Clay	1	6	6.0	6	0
Turner, Eric	1	6	6.0	6	0
Johnson, Mike	1	0	0.0	0	0
Taylor, Terry	1	0	0.0	0	0
<b>Browns</b>	<b>13</b>	<b>222</b>	<b>17.1</b>	<b>92t</b>	<b>1</b>
<b>Opponents</b>	<b>16</b>	<b>213</b>	<b>13.3</b>	<b>69</b>	<b>1</b>

<b>Punting</b>	<b>No</b>	<b>Yds</b>	<b>Avg</b>	<b>In20</b>	<b>TD</b>	<b>LG</b>	<b>Blk</b>
Hansen, Brian	74	3,083	41.7	28	7	73	1
Team, Stat	1	0	0.0	0	0	0	0
<b>Browns</b>	<b>75</b>	<b>3,083</b>	<b>41.1</b>	<b>28</b>	<b>7</b>	<b>73</b>	<b>1</b>
<b>Opponents</b>	<b>74</b>	<b>3,293</b>	<b>44.5</b>	<b>19</b>	<b>4</b>	<b>66</b>	<b>0</b>

<b>Punt Returns</b>	<b>No</b>	<b>FC</b>	<b>Yds</b>	<b>Avg</b>	<b>LG</b>	<b>TD</b>
Metcalf, Eric	44	10	429	9.8	75t	1
<b>Browns</b>	<b>44</b>	<b>10</b>	<b>429</b>	<b>9.8</b>	<b>75t</b>	<b>1</b>
<b>Opponents</b>	<b>27</b>	<b>23</b>	<b>234</b>	<b>8.7</b>	<b>50</b>	<b>0</b>

<b>Kickoff Returns</b>	<b>No</b>	<b>Yds</b>	<b>Avg</b>	<b>LG</b>	<b>TD</b>
Baldwin, Randy	30	675	22.5	47	0
Metcalf, Eric	9	157	17.4	30	0
Hoard, Leroy	2	34	17.0	25	0
Vardell, Tommy	2	14	7.0	13	0
<b>Browns</b>	<b>43</b>	<b>880</b>	<b>20.5</b>	<b>47</b>	<b>0</b>
<b>Opponents</b>	<b>51</b>	<b>907</b>	<b>17.8</b>	<b>30</b>	<b>0</b>

<b>Field Goals</b>	<b>1-19</b>	<b>20-29</b>	<b>30-39</b>	<b>40-49</b>	<b>50+</b>	<b>Tot.</b>
Stover, Matt	1/1	11/11	6/8	2/6	1/3	21/29
<b>Browns</b>	<b>1/1</b>	<b>11/11</b>	<b>6/8</b>	<b>2/6</b>	<b>1/3</b>	<b>21/29</b>
<b>Opponents</b>	<b>0/0</b>	<b>10/11</b>	<b>7/8</b>	<b>7/8</b>	<b>0/2</b>	<b>24/29</b>

<b>Date</b>	<b>Result</b>	<b>Opponent</b>	<b>Att.</b>
09-06	L 3-14	at Indianapolis Colts	50,766
09-14	L 23-27	Miami Dolphins	74,765
09-20	W 28-16	at Los Angeles Raiders	48,102
09-27	L 0-12	Denver Broncos	78,064
10-11	W 17-9	Pittsburgh Steelers	78,080
10-18	W 17-6	Green Bay Packers	69,268
10-25	W 19-17	at New England Patriots	32,219
11-01	L 10-30	at Cincinnati Bengals	54,765
11-08	W 24-14	at Houston Oilers	57,348
11-15	L 13-14	San Diego Chargers	58,396
11-22	L 13-17	at Minnesota Vikings	53,323
11-29	W 27-14	Chicago Bears	73,578
12-06	W 37-21	Cincinnati Bengals	68,368
12-13	L 14-24	at Detroit Lions	65,970
12-20	L 14-17	Houston Oilers	59,898
12-27	L 13-23	at Pittsburgh Steelers	53,776

<b>Team Statistics</b>	<b>Browns</b>	<b>Opponent</b>
<b>Total First Downs</b>	<b>242</b>	<b>281</b>
Rushing	85	86
Passing	141	170
Penalty	16	25
3rd Down: Made/Att	67/196	76/205
3rd Down Pct.	34.2%	37.1%
4th Down: Made/Att	9/17	7/14
4th Down Pct.	52.9%	50.0%
<b>Total Net Yards</b>	<b>4,492</b>	<b>4,757</b>

<b>Passing</b>	<b>Att</b>	<b>Cmp</b>	<b>Yds</b>	<b>Pct</b>	<b>Av/At</b>	<b>TD</b>	<b>TD%</b>	<b>Int</b>	<b>Int%</b>	<b>LG</b>	<b>TKId</b>	<b>Rating</b>
Tomczak, Mike	211	120	1,693	56.9	8.02	7	3.3	7	3.3	52	12/85	80.1
Kosar, Bernie	155	103	1,160	66.5	7.48	8	5.2	7	4.5	69t	21/126	87.0
Philcox, Todd	27	13	217	48.1	8.04	3	11.1	1	3.7	69t	1/6	97.3
Goebel, Brad	3	2	32	66.7	10.67	0	0.0	0	0.0	22	0/0	102.1
Metcalf, Eric	1	0	0	0.0	0.00	0	0.0	0	0.0	0	0/0	39.6
Stover, Matt	1	0	0	0.0	0.00	0	0.0	1	100.0	0	0/0	0.0
<b>Browns</b>	<b>398</b>	<b>238</b>	<b>3,102</b>	<b>59.8</b>	<b>7.79</b>	<b>18</b>	<b>4.5</b>	<b>16</b>	<b>4.0</b>	<b>69t</b>	<b>34/217</b>	<b>82.7</b>
<b>Opponents</b>	<b>486</b>	<b>291</b>	<b>3,467</b>	<b>59.9</b>	<b>7.13</b>	<b>23</b>	<b>4.7</b>	<b>13</b>	<b>2.7</b>	<b>68t</b>	<b>48/315</b>	<b>86.3</b>

# YEAR BY YEAR

## 1993 REGULAR SEASON RESULTS (7-9)

Coach: Bill Belichick  
Top Draft Choice: C Steve Everett

### 1993 USUAL STARTING LINEUPS

#### Offense

WR	81	Michael Jackson
LT	66	Tony Jones
LG	64	Houston Hoover
C	61	Steve Everett
RG	72	Bob Dahl
RT	62	Gene Williams
TE	88	Brian Kinchen
WR	83	Mark Carrier
QB	12	V. Testaverde, 19 B. Kosar
FB	44	Tommy Vardell
RB	21	E. Metcalf, 33 L. Hoard

#### Defense

LDE	90	Rob Burnett
LDT	96	James Jones, 93 Jerry Ball
RDT	92	Michael Dean Perry
RDE	98	Anthony Pleasant
LOLB	53	Pepper Johnson
MLB	59	Mike Johnson
ROLB	57	Clay Matthews
LCB	24	Terry Taylor
RCB	48	Najee Mustafaa
SS	27	Stevon Moore
FS	29	Eric Turner

Avg. Per Play	5.0	4.6	<b>Browns</b>	<b>425</b>	<b>1,701</b>	<b>4.0</b>	<b>55</b>	<b>8</b>
<b>Net Yards Rushing</b>	<b>1,701</b>	<b>1,654</b>	<b>Opponents</b>	<b>451</b>	<b>1,654</b>	<b>3.7</b>	<b>49</b>	<b>9</b>
Avg. Per Game	106.3	103.4						
Total Rushes	425	451	<b>Receiving</b>	<b>No</b>	<b>Yds</b>	<b>Avg</b>	<b>LG</b>	<b>TD</b>
<b>Net Yards Passing</b>	<b>3,039</b>	<b>3,124</b>	Metcalf, Eric	63	539	8.6	49t	2
Avg. Per Game	189.9	195.3	Carrier, Mark	43	746	17.3	55t	3
Sacked/Yards Lost	45/289	48/342	Jackson, Michael	41	756	18.4	62t	8
Gross Yards	3,328	3,466	Hoard, Leroy	35	351	10.0	41	0
Attempts/Completions	478/262	541/306	Kinchen, Brian	29	347	12.0	40	2
Completion Pct.	54.8%	56.6%	Vardell, Tommy	19	151	7.9	28t	1
Had Intercepted	19	13	McCardell, Keenan	13	234	18.0	43	4
<b>Punts/Avg.</b>	<b>84/43.2</b>	<b>85/42.4</b>	Tillman, Lawyer	5	68	13.6	18	1
<b>Net Punting Avg.</b>	<b>84/38.0</b>	<b>85/35.8</b>	Wolfey, Ron	5	25	5.0	9	1
<b>Penalties/Yards Lost</b>	<b>121/842</b>	<b>105/821</b>	Smith, Rico	4	55	13.8	17	0
<b>Fumbles/Ball Lost</b>	<b>27/17</b>	<b>28/9</b>	Rowe, Patrick	3	37	12.3	16	0
<b>Touchdowns</b>	<b>36</b>	<b>30</b>	Williams, Clarence	1	14	14.0	14	0
Rushing	8	9	Baldwin, Randy	1	5	5.0	5t	1
Passing	23	19	<b>Browns</b>	<b>262</b>	<b>3,328</b>	<b>12.7</b>	<b>62t</b>	<b>23</b>
Returns	5	2	<b>Opponents</b>	<b>306</b>	<b>3,466</b>	<b>11.3</b>	<b>56</b>	<b>19</b>
<b>Avg. Time Of Possession</b>	<b>29:32</b>	<b>30:28</b>						

#### Score By Periods

	1st	2nd	3rd	4th	OT	Tot.
<b>Browns</b>	<b>56</b>	<b>99</b>	<b>58</b>	<b>91</b>	<b>0</b>	<b>304</b>
<b>Opponents</b>	<b>64</b>	<b>110</b>	<b>52</b>	<b>81</b>	<b>0</b>	<b>307</b>

#### Scoring

	Ru	Pa	Rt	Df	Pat	2Ru	2Pe	FG	Sa	Fp
Stover, Matt	0	0	0	0	36/36	0	0	16/22	0	84
Jackson, Michael	0	8	0	0	0/0	0	0	0/0	0	48
Metcalf, Eric	1	2	2	0	0/0	0	0	0/0	0	30
Carrier, Mark	1	3	1	0	0/0	0	0	0/0	0	30
Vardell, Tommy	3	1	0	0	0/0	0	0	0/0	0	24
McCardell, K.	0	4	0	0	0/0	0	0	0/0	0	24
Kinchen, Brian	0	2	0	0	0/0	0	0	0/0	0	12
Philcox, Todd	1	0	0	0	0/0	0	0	0/0	0	6
Baldwin, Randy	0	1	0	0	0/0	0	0	0/0	0	6
Wolfey, Ron	0	1	0	0	0/0	0	0	0/0	0	6
Moore, Stevon	0	0	0	1	0/0	0	0	0/0	0	6
Mack, Kevin	1	0	0	0	0/0	0	0	0/0	0	6
Mustafaa, Najee	0	0	1	0	0/0	0	0	0/0	0	6
Tillman, Lawyer	0	1	0	0	0/0	0	0	0/0	0	6
Jones, James	1	0	0	0	0/0	0	0	0/0	0	6
Pleasant, A.	0	0	0	0	0/0	0	0	0/0	1	2
Riddick, Louis	0	0	0	0	0/0	0	0	0/0	1	2
<b>Browns</b>	<b>8</b>	<b>23</b>	<b>3</b>	<b>2</b>	<b>36/36</b>	<b>0</b>	<b>0</b>	<b>16/22</b>	<b>2</b>	<b>304</b>
<b>Opponents</b>	<b>9</b>	<b>19</b>	<b>0</b>	<b>2</b>	<b>30/30</b>	<b>0</b>	<b>0</b>	<b>31/38</b>	<b>2</b>	<b>307</b>

#### Rushing

	No	Yds	Avg	LG	TD
Vardell, Tommy	171	644	3.8	54	3
Metcalf, Eric	129	611	4.7	55	1
Hoard, Leroy	56	227	4.1	30	0
Testaverde, Vinny	18	74	4.1	14	0
Baldwin, Randy	18	61	3.4	11	0
Kosar, Bernie	14	19	1.4	10	0
Mack, Kevin	10	-33	-3.3	7	1
Carrier, Mark	4	26	6.5	15t	1
Philcox, Todd	2	3	1.5	3t	1
Jones, James	2	2	1.0	1t	1
Jackson, Michael	1	1	1.0	1	0

#### Interceptions

	No	Yds	Avg	LG	TD
Turner, Eric	5	25	5.0	19	0
Jones, Selwyn	3	0	0.0	0	0
Mustafaa, Najee	1	97	97.0	97t	1
Hilliard, Randy	1	54	54.0	54	0
Speer, Del	1	22	22.0	22	0
Matthews, Clay	1	10	10.0	10	0
Johnson, Mike	1	0	0.0	0	0
<b>Browns</b>	<b>13</b>	<b>208</b>	<b>16.0</b>	<b>97t</b>	<b>1</b>
<b>Opponents</b>	<b>19</b>	<b>246</b>	<b>12.9</b>	<b>69</b>	<b>0</b>

#### Punting

	No	Yds	Avg	In20	TB	LG	Blk
Hansen, Brian	82	3,632	44.3	15	10	72	2
Team, Stat	2	0	0.0	0	0	0	0
<b>Browns</b>	<b>84</b>	<b>3,632</b>	<b>43.2</b>	<b>15</b>	<b>10</b>	<b>72</b>	<b>2</b>
<b>Opponents</b>	<b>85</b>	<b>3,603</b>	<b>42.4</b>	<b>24</b>	<b>7</b>	<b>61</b>	<b>0</b>

#### Punt Returns

	No	FC	Yds	Avg	LG	TD
Metcalf, Eric	36	11	464	12.9	91t	2
Carrier, Mark	6	1	92	15.3	56t	1
Turner, Eric	0	0	7	7.0	7	0
<b>Browns</b>	<b>42</b>	<b>12</b>	<b>563</b>	<b>13.4</b>	<b>91t</b>	<b>3</b>
<b>Opponents</b>	<b>49</b>	<b>14</b>	<b>438</b>	<b>8.9</b>	<b>36</b>	<b>0</b>

#### Kickoff Returns

	No	Yds	Avg	LG	TD
Baldwin, Randy	24	444	18.5	31	0
Metcalf, Eric	15	318	21.2	47	0
Hoard, Leroy	13	286	22.0	39	0
Vardell, Tommy	4	58	14.5	16	0
Smith, Rico	1	13	13.0	13	0
Kinchen, Brian	1	0	0.0	0	0
<b>Browns</b>	<b>58</b>	<b>1,119</b>	<b>19.3</b>	<b>47</b>	<b>0</b>
<b>Opponents</b>	<b>46</b>	<b>814</b>	<b>17.7</b>	<b>49</b>	<b>0</b>

#### Field Goals

	1-19	20-29	30-39	40-49	50+	Tot.
Stover, Matt	0/0	4/4	5/6	6/8	1/4	16/22
<b>Browns</b>	<b>0/0</b>	<b>4/4</b>	<b>5/6</b>	<b>6/8</b>	<b>1/4</b>	<b>16/22</b>
<b>Opponents</b>	<b>1/1</b>	<b>13/14</b>	<b>6/10</b>	<b>8/9</b>	<b>3/4</b>	<b>31/38</b>

Date	Result	Opponent	Att.
09-05	W 27-14	Cincinnati Bengals	75,508
09-13	W 23-13	San Francisco 49ers	78,218
09-19	W 19-16	at Los Angeles Raiders	48,617
09-26	L 10-23	at Indianapolis Colts	59,654
10-10	L 14-24	Miami Dolphins	78,138
10-17	W 28-17	at Cincinnati Bengals	55,647
10-24	W 28-23	Pittsburgh Steelers	78,118
11-07	L 14-29	Denver Broncos	77,818
11-14	L 5-22	at Seattle Seahawks	54,622
11-21	L 20-27	Houston Oilers	71,668
11-28	L 14-17	at Atlanta Falcons	54,510
12-05	W 17-13	New Orleans Saints	60,388
12-12	L 17-19	at Houston Oilers	58,720
12-19	L 17-20	New England Patriots	48,618
12-26	W 42-14	at Los Angeles Rams	34,155
01-02	L 9-16	at Pittsburgh Steelers	49,208

#### Team Statistics

	Browns	Opponent
<b>Total First Downs</b>	<b>264</b>	<b>290</b>
Rushing	91	94
Passing	152	170
Penalty	21	26
3rd Down: Made/Att	66/201	88/231
3rd Down Pct.	32.8%	38.1%
4th Down: Made/Att	11/14	6/13
4th Down Pct.	78.6%	46.2%
<b>Total Net Yards</b>	<b>4,740</b>	<b>4,778</b>
Avg. Per Game	296.3	298.6
Total Plays	948	1,040

Passing	Att	Cmp	Yds	Pct	Av/At	TD	TD%	Int	Int%	LG	Tkld	Rating
Testaverde, Vinny	230	130	1,797	56.5	7.81	14	6.1	9	3.9	62t	17/101	85.7
Kosar, Bernie	138	79	807	57.2	5.85	5	3.6	3	2.2	38t	21/128	77.2
Philcox, Todd	108	52	699	48.1	6.47	4	3.7	7	6.5	56	7/60	54.5
Jackson, Michael	1	1	25	100.0	25.00	0	0.0	0	0.0	25	0/0	118.8
Hoard, Leroy	1	0	0	0.0	0.00	0	0.0	0	0.0	0	0/0	39.6
<b>Browns</b>	<b>478</b>	<b>262</b>	<b>3,328</b>	<b>54.8</b>	<b>6.96</b>	<b>23</b>	<b>4.8</b>	<b>19</b>	<b>4.0</b>	<b>62t</b>	<b>45/289</b>	<b>76.2</b>
<b>Opponents</b>	<b>541</b>	<b>306</b>	<b>3,466</b>	<b>56.6</b>	<b>6.41</b>	<b>19</b>	<b>3.5</b>	<b>13</b>	<b>2.4</b>	<b>56</b>	<b>48/342</b>	<b>77.6</b>



# YEAR BY YEAR

## 1994 REGULAR SEASON RESULTS (1-15)

**Coach: Bill Belichick**  
**Top Draft Choice: CB Antonio Langham**  
**1994 USUAL STARTING LINEUPS**

**Offense**

WR 81 M. Jackson, 83 M. Camier  
 LT 66 Tony Jones  
 LG 69 D. Dawson, 63 W. Williams  
 C 61 Steve Everitt  
 RG 72 Bob Dahl  
 RT 77 O. Brown, 62 G. Williams  
 TE 88 B. Kinchen, 89 W. Reeves  
 WR 85 Derrick Alexander  
 QB 12 Vinny Testaverde, 11 M. Rypien  
 FB 33 L. Hoard, 44 T. Vardell  
 RB 21 Eric Metcalf

**Defense**

LDE 90 Rob Burnett  
 LDT 94 Bill Johnson  
 RDT 92 Michael Dean Perry  
 RDE 98 Anthony Pleasant  
 LOLB 58 Carl Banks  
 MLB 52 Pepper Johnson  
 ROLB 50 Frank Stams  
 LCB 38 Antonio Langham  
 RCB 28 Don Griffin  
 SS 27 Stevon Moore  
 FS 29 Eric Turner

4th Down Pct.	33.3%	38.9%
<b>Total Net Yards</b>	<b>4,832</b>	<b>4,826</b>
Avg. Per Game	302.0	301.6
Total Plays	970	1,090
Avg. Per Play	5.0	4.4
<b>Net Yards Rushing</b>	<b>1,657</b>	<b>1,669</b>
Avg. Per Game	103.6	104.3
Total Rushes	449	465
<b>Net Yards Passing</b>	<b>3,175</b>	<b>3,157</b>
Avg. Per Game	198.4	197.3
Sacked/Yards Lost	14/94	38/268
Gross Yards	3,269	3,425
Attempts/Completions	507/266	587/325
Completion Pct.	52.5%	55.4%
Had Intercepted	21	18
<b>Punts/Avg.</b>	<b>80/40.1</b>	<b>97/40.0</b>
<b>Net Punting Avg.</b>	<b>80/37.4</b>	<b>97/35.2</b>
<b>Penalties/Yards Lost</b>	<b>113/969</b>	<b>129/1,139</b>
<b>Fumbles/Ball Lost</b>	<b>26/14</b>	<b>26/13</b>
<b>Touchdowns</b>	<b>37</b>	<b>22</b>
Rushing	12	9
Passing	20	13
Returns	5	0
<b>Avg. Time Of Possession</b>	<b>28:43</b>	<b>31:17</b>

Jones, James	1	0	0.0	0	0
<b>Browns</b>	<b>449</b>	<b>1,657</b>	<b>3.7</b>	<b>39</b>	<b>12</b>
<b>Opponents</b>	<b>465</b>	<b>1,669</b>	<b>3.6</b>	<b>41</b>	<b>9</b>

<b>Receiving</b>	<b>No</b>	<b>Yds</b>	<b>Avg</b>	<b>LG</b>	<b>TD</b>
Alexander, Derrick	48	828	17.3	81t	2
Metcalf, Eric	47	436	9.3	57t	3
Hoard, Leroy	45	445	9.9	65t	4
Carrier, Mark	29	452	15.6	43	5
Kinchen, Brian	24	232	9.7	38	1
Jackson, Michael	21	304	14.5	30	2
Vardell, Tommy	16	137	8.6	19	1
Byner, Earnest	11	102	9.3	30	0
McCardell, Keenan	10	182	18.2	34	0
Reeves, Walter	6	61	10.2	22	1
Baldwin, Randy	3	15	5.0	15	0
Hartley, Frank	3	13	4.3	8	1
Smith, Rico	2	61	30.5	50	0
Jones, James	1	1	1.0	1	0
<b>Browns</b>	<b>266</b>	<b>3,269</b>	<b>12.3</b>	<b>81t</b>	<b>20</b>
<b>Opponents</b>	<b>325</b>	<b>3,425</b>	<b>10.5</b>	<b>44</b>	<b>13</b>

<b>Score By Periods</b>	<b>1st</b>	<b>2nd</b>	<b>3rd</b>	<b>4th</b>	<b>OT</b>	<b>Tot</b>
<b>Browns</b>	<b>65</b>	<b>121</b>	<b>55</b>	<b>99</b>	<b>0</b>	<b>- 340</b>
<b>Opponents</b>	<b>52</b>	<b>58</b>	<b>28</b>	<b>66</b>	<b>0</b>	<b>- 204</b>

<b>Scoring</b>	<b>Ru</b>	<b>Pa</b>	<b>Rt</b>	<b>DT</b>	<b>PAI</b>	<b>2Ru2Pa</b>	<b>FG</b>	<b>Sf</b>	<b>TP</b>
Stover, Matt	0	0	0	0	32/32	0	0	26/28	110
Hoard, Leroy	5	4	0	0	0/0	0	0	0/0	54
Metcalf, Eric	2	3	2	0	0/0	0	0	0/0	42
Carrier, Mark	1	5	0	0	0/0	0	0	0/0	36
Alexander, D.	0	2	0	0	0/0	1	0	0/0	14
Testaverde, Vinny	2	0	0	0	0/0	0	0	0/0	12
Byner, Earnest	2	0	0	0	0/0	0	0	0/0	12
Jackson, Michael	0	2	0	0	0/0	0	0	0/0	12
Tupa, Tom	0	0	0	0	0/0	3	0	0/0	6
Baldwin, Randy	0	0	1	0	0/0	0	0	0/0	6
Turner, Eric	0	0	0	1	0/0	0	0	0/0	6
Hartley, Frank	0	1	0	0	0/0	0	0	0/0	6
Kinchen, Brian	0	1	0	0	0/0	0	0	0/0	6
Reeves, Walter	0	1	0	0	0/0	0	0	0/0	6
Hill, Travis	0	0	1	0	0/0	0	0	0/0	6
Vardell, Tommy	0	1	0	0	0/0	0	0	0/0	6
<b>Browns</b>	<b>12</b>	<b>20</b>	<b>3</b>	<b>32</b>	<b>32</b>	<b>3</b>	<b>1</b>	<b>26/28</b>	<b>0 340</b>
<b>Opponents</b>	<b>9</b>	<b>13</b>	<b>0</b>	<b>0</b>	<b>19/19</b>	<b>0</b>	<b>1</b>	<b>17/26</b>	<b>0 204</b>

<b>Interceptions</b>	<b>No</b>	<b>Yds</b>	<b>Avg</b>	<b>LG</b>	<b>TD</b>
Turner, Eric	9	199	22.1	93t	1
Jaacobs, Tim	2	9	4.5	8	0
Langham, Antonio	2	2	1.0	2	0
Griffin, Don	2	2	1.0	2	0
Stams, Frank	1	7	7.0	7	0
Booth, Issac	1	4	4.0	4	0
Caldwell, Mike	1	0	0.0	0	0
<b>Browns</b>	<b>18</b>	<b>223</b>	<b>12.4</b>	<b>93t</b>	<b>1</b>
<b>Opponents</b>	<b>21</b>	<b>225</b>	<b>10.7</b>	<b>49</b>	<b>0</b>

<b>Punting</b>	<b>No</b>	<b>Yds</b>	<b>Avg</b>	<b>In20</b>	<b>TR</b>	<b>LG</b>	<b>Bk</b>
Tupa, Tom	80	3,211	40.1	27	8	65	0
<b>Browns</b>	<b>80</b>	<b>3,211</b>	<b>40.1</b>	<b>27</b>	<b>8</b>	<b>65</b>	<b>0</b>
<b>Opponents</b>	<b>97</b>	<b>3,880</b>	<b>40.0</b>	<b>24</b>	<b>11</b>	<b>59</b>	<b>1</b>

<b>Punt Returns</b>	<b>No</b>	<b>FC</b>	<b>Yds</b>	<b>Avg</b>	<b>LG</b>	<b>TD</b>
Metcalf, Eric	35	6	348	9.9	92t	2
Carrier, Mark	9	1	112	12.4	60	0
Caldwell, Mike	1	0	2	2.0	2	0
Turner, Eric	1	0	0	0.0	0	0
<b>Browns</b>	<b>46</b>	<b>7</b>	<b>462</b>	<b>10.0</b>	<b>92t</b>	<b>2</b>
<b>Opponents</b>	<b>38</b>	<b>15</b>	<b>220</b>	<b>5.8</b>	<b>31</b>	<b>0</b>

<b>Kickoff Returns</b>	<b>No</b>	<b>Yds</b>	<b>Avg</b>	<b>LG</b>	<b>TD</b>
Baldwin, Randy	28	763	26.9	85t	1
Metcalf, Eric	9	210	23.3	32	0
Kinchen, Brian	3	38	12.7	15	0
Hoard, Leroy	2	30	15.0	20	0
<b>Browns</b>	<b>42</b>	<b>1,031</b>	<b>24.5</b>	<b>85t</b>	<b>1</b>
<b>Opponents</b>	<b>71</b>	<b>1,372</b>	<b>19.3</b>	<b>54</b>	<b>0</b>

<b>Field Goals</b>	<b>1-15</b>	<b>20-29</b>	<b>30-39</b>	<b>40-49</b>	<b>50+</b>	<b>Tot</b>
Stover, Matt	1/1	7/7	10/11	8/8	0/1	26/28
<b>Browns</b>	<b>1/1</b>	<b>7/7</b>	<b>10/11</b>	<b>8/8</b>	<b>0/1</b>	<b>26/28</b>
<b>Opponents</b>	<b>0/0</b>	<b>6/7</b>	<b>7/9</b>	<b>4/8</b>	<b>0/2</b>	<b>17/26</b>

<b>Date</b>	<b>Result</b>	<b>Opponent</b>	<b>Att.</b>
09-04	W 28-20	at Cincinnati Bengals	52,778
09-11	L 10-17	Pittsburgh Steelers	77,774
09-18	W 32-0	Arizona Cardinals	62,818
09-25	W 21-14	at Indianapolis Colts	55,821
10-02	W 27-7	New York Jets	76,188
10-13	W 11-8	at Houston Oilers	50,364
10-23	W 37-13	Cincinnati Bengals	77,588
10-30	L 14-26	at Denver Broncos	73,190
11-06	W 13-6	New England Patriots	73,878
11-13	W 26-7	at Philadelphia Eagles	65,233
11-20	L 13-20	at Kansas City Chiefs	69,121
11-27	W 34-10	Houston Oilers	65,088
12-04	L 13-16	New York Giants	72,068
12-10	W 19-14	at Dallas Cowboys	64,826
12-18	L 7-17	at Pittsburgh Steelers	60,808
12-24	W 35-9	Seattle Seahawks	54,180

<b>Wild Card Playoff</b>			
01-01	W 20-13	New England Patriots	77,452
<b>Divisional Playoff</b>			
01-07	L 9-29	at Pittsburgh Steelers	58,185

<b>Team Statistics</b>	<b>Browns</b>	<b>Opponent</b>
<b>Total First Downs</b>	<b>273</b>	<b>304</b>
Rushing	80	98
Passing	161	173
Penalty	32	33
3rd Down: Made/Att	69/204	83/242
3rd Down Pct.	33.8%	34.3%
4th Down: Made/Att	4/12	7/18

<b>Rushing</b>	<b>No</b>	<b>Yds</b>	<b>Avg</b>	<b>LG</b>	<b>TD</b>
Hoard, Leroy	209	890	4.3	39	5
Metcalf, Eric	93	329	3.5	37t	2
Byner, Earnest	75	219	2.9	15	2
Baldwin, Randy	23	78	3.4	16	0
Testaverde, Vinny	21	37	1.8	12	2
Vardell, Tommy	15	48	3.2	9	0
Rypien, Mark	7	4	0.6	2	0
Alexander, Derrick	4	38	9.5	25	0
Carrier, Mark	1	14	14.0	14t	1

<b>Passing</b>	<b>Att</b>	<b>Cmp</b>	<b>Yds</b>	<b>Pct</b>	<b>Av/At</b>	<b>TD</b>	<b>TD%</b>	<b>Int</b>	<b>Int%</b>	<b>LG</b>	<b>Tkld</b>	<b>Rating</b>
Testaverde, Vinny	376	207	2,575	55.1	6.85	16	4.3	18	4.8	81t	12/83	70.7
Rypien, Mark	128	59	694	46.1	5.42	4	3.1	3	2.3	43	2/11	63.7
Jackson, Michael	2	0	0	0.0	0.00	0	0.0	0	0.0	0	0/0	39.6
Metcalf, Eric	1	0	0	0.0	0.00	0	0.0	0	0.0	0	0/0	39.6
<b>Browns</b>	<b>507</b>	<b>266</b>	<b>3,269</b>	<b>52.5</b>	<b>6.45</b>	<b>20</b>	<b>3.9</b>	<b>21</b>	<b>4.1</b>	<b>81t</b>	<b>14/94</b>	<b>68.6</b>
<b>Opponents</b>	<b>587</b>	<b>325</b>	<b>3,425</b>	<b>55.4</b>	<b>5.83</b>	<b>13</b>	<b>2.2</b>	<b>18</b>	<b>3.1</b>	<b>44</b>	<b>38/268</b>	<b>67.1</b>

# YEAR BY YEAR

## 1995 REGULAR SEASON RESULTS (5-11)

Coach: Bill Belichick

Top Draft Choice: LB Craig Powell

### 1995 USUAL STARTING LINEUPS

#### Offense

WR	81	Michael Jackson
LT	66	Tony Jones
LG	63	Wally Williams
C	61	Steve Eventt
RG	72	Bob Dahl
RT	77	Orlando Brown
TE	88	Brian Kinchen
TE	48	Frank Hartley
WR	80	Andre Rison
QB	12	Vinny Testaverde
RB	33	Leroy Hoard

#### Defense

LDE	90	Rob Burnett
LDT	73	Tim Goad
RDT	78	Dan Footman
RDE	98	Anthony Pleasant
LOLB	58	Carl Banks
MLB	52	Pepper Johnson
ROLB	51	Gerald Dixon
LCB	38	Antonio Langham
RCB	28	Don Griffin
SS	27	Stevon Moore
FS	29	Eric Turner, 43 Vashone Adams

Avg. Per Game	92.6	114.1
Total Rushes	398	480
<b>Net Yards Passing</b>	<b>3,594</b>	<b>3,822</b>
Avg. Per Game	224.6	238.9
Sacked/Yards Lost	32/178	29/191
Gross Yards	3,772	4,013
Attempts/Completions	555/324	573/360
Completion Pct.	58.4%	62.8%
Had Intercepted	20	17
<b>Punts/Avg.</b>	<b>65/43.6</b>	<b>59/41.7</b>
<b>Net Punting Avg.</b>	<b>65/39.0</b>	<b>59/37.4</b>
<b>Penalties/Yards Lost</b>	<b>107/966</b>	<b>108/736</b>
<b>Fumbles/Ball Lost</b>	<b>29/9</b>	<b>20/11</b>
<b>Touchdowns</b>	<b>31</b>	<b>40</b>
Rushing	5	15
Passing	23	23
Returns	3	2
<b>Avg. Time Of Possession</b>	<b>28:24</b>	<b>31:36</b>

Kinchen, Brian	20	216	10.8	41	0
Bishop, Harold	16	135	8.4	21	0
Alexander, Derrick	15	216	14.4	40	0
Smith, Rico	13	173	13.3	29	1
Hoard, Leroy	13	103	7.9	24	0
Hartley, Frank	11	137	12.5	23	1
White, Lorenzo	8	64	8.0	28	0
Vardell, Tommy	6	18	3.0	7	0
Reeves, Walter	6	12	2.0	3	1
Hunter, Earnest	5	42	8.4	17	0
Riddick, Louis	1	25	25.0	25	0
Testaverde, Vinny	1	7	7.0	7	0
Powers, Ricky	1	6	6.0	6	0
<b>Browns</b>	<b>324</b>	<b>3,772</b>	<b>11.6</b>	<b>70</b>	<b>21</b>
<b>Opponents</b>	<b>360</b>	<b>4,013</b>	<b>11.1</b>	<b>52</b>	<b>23</b>

<b>Score By Periods</b>	<b>1st</b>	<b>2nd</b>	<b>3rd</b>	<b>4th</b>	<b>OT</b>	<b>Tot.</b>
<b>Browns</b>	<b>37</b>	<b>97</b>	<b>59</b>	<b>93</b>	<b>3</b>	<b>-289</b>
<b>Opponents</b>	<b>89</b>	<b>91</b>	<b>43</b>	<b>133</b>	<b>0</b>	<b>-356</b>

<b>Scoring</b>	<b>Ru</b>	<b>Pa</b>	<b>Rt</b>	<b>DI</b>	<b>PAT</b>	<b>2Rt2Pa</b>	<b>FG</b>	<b>Saf</b>	<b>TP</b>
Stover, Matt	0	2	0	0	26/26	0	0	29/33	0 125
Jackson, Michael	0	9	0	0	0/0	0	0	0/0	0 54
McCardell, K.	0	4	0	0	0/0	0	0	0/0	0 24
Byner, Earnest	2	2	0	0	0/0	0	0	0/0	0 24
Rison, Andre	0	3	0	0	0/0	0	0	0/0	0 18
Testaverde, Vinny	2	0	0	0	0/0	0	0	0/0	0 12
Reeves, Walter	0	1	0	0	0/0	0	0	0/0	0 6
Alexander, D.	0	0	1	0	0/0	0	0	0/0	0 6
Smith, Rico	0	1	0	0	0/0	0	0	0/0	0 6
Caldwell, Mike	0	0	1	0	0/0	0	0	0/0	0 6
Dixon, Gerald	0	0	0	1	0/0	0	0	0/0	0 6
Hartley, Frank	0	1	0	0	0/0	0	0	0/0	0 6
White, Lorenzo	1	0	0	0	0/0	0	0	0/0	0 6
Zeier, Eric	0	0	0	0	0/0	1	0	0/0	0 2
<b>Browns</b>	<b>5</b>	<b>23</b>	<b>1</b>	<b>2</b>	<b>26/26</b>	<b>1</b>	<b>0</b>	<b>29/33</b>	<b>0 301</b>
<b>Opponents</b>	<b>15</b>	<b>23</b>	<b>0</b>	<b>2</b>	<b>34/36</b>	<b>1</b>	<b>1</b>	<b>26/34</b>	<b>0 356</b>

<b>Rushing</b>	<b>No</b>	<b>Yds</b>	<b>Avg</b>	<b>LG</b>	<b>TD</b>
Hoard, Leroy	136	547	4.0	25	0
Byner, Earnest	115	432	3.8	23	2
White, Lorenzo	62	163	2.6	11	1
Hunter, Earnest	30	100	3.3	15	0
Testaverde, Vinny	18	62	3.4	14	2
Zeier, Eric	15	80	5.3	17	0
Powers, Ricky	14	51	3.6	15	0
Vardell, Tommy	4	9	2.3	6	0
Rison, Andre	2	0	0.0	5	0
Alexander, Derrick	1	29	29.0	29	0
Tupa, Tom	1	9	9.0	9	0
<b>Browns</b>	<b>398</b>	<b>1,482</b>	<b>3.7</b>	<b>29</b>	<b>5</b>
<b>Opponents</b>	<b>480</b>	<b>1,826</b>	<b>3.8</b>	<b>75</b>	<b>15</b>

<b>Receiving</b>	<b>No</b>	<b>Yds</b>	<b>Avg</b>	<b>LG</b>	<b>TD</b>
Byner, Earnest	61	494	8.1	29	2
McCardell, Keenan	56	709	12.7	36	4
Rison, Andre	47	701	14.9	59	3
Jackson, Michael	44	714	16.2	70	9

<b>Interceptions</b>	<b>No</b>	<b>Yds</b>	<b>Avg</b>	<b>LG</b>	<b>TD</b>
Moore, Stevon	5	55	11.0	28	0
Dixon, Gerald	2	48	24.0	30	1
Hall, Dana	2	41	20.5	36	0
Langham, Antonio	2	29	14.5	29	0
Caldwell, Mike	2	24	12.0	24	1
Johnson, Pepper	2	22	11.0	22	0
Booth, Issac	1	11	11.0	11	0
Griffin, Don	1	0	0.0	0	0
<b>Browns</b>	<b>17</b>	<b>230</b>	<b>13.5</b>	<b>36</b>	<b>2</b>
<b>Opponents</b>	<b>20</b>	<b>276</b>	<b>13.8</b>	<b>76</b>	<b>2</b>

<b>Punting</b>	<b>No</b>	<b>Yds</b>	<b>Avg</b>	<b>In20</b>	<b>YB</b>	<b>LG</b>	<b>Bk</b>
Tupa, Tom	65	2,831	43.6	18	9	64	0
<b>Browns</b>	<b>65</b>	<b>2,831</b>	<b>43.6</b>	<b>18</b>	<b>9</b>	<b>64</b>	<b>0</b>
<b>Opponents</b>	<b>59</b>	<b>2,462</b>	<b>41.7</b>	<b>18</b>	<b>9</b>	<b>61</b>	<b>0</b>

<b>Punt Returns</b>	<b>No</b>	<b>FC</b>	<b>Yds</b>	<b>Avg</b>	<b>LG</b>	<b>TD</b>
Alexander, Derrick	9	0	122	13.6	69	1
McCardell, Keenan	13	14	93	7.2	17	0
Hunter, Earnest	3	0	40	13.3	17	0
Griffin, Don	0	2	0	0.0	0	0
<b>Browns</b>	<b>25</b>	<b>16</b>	<b>255</b>	<b>10.2</b>	<b>69</b>	<b>1</b>
<b>Opponents</b>	<b>34</b>	<b>9</b>	<b>296</b>	<b>8.7</b>	<b>56</b>	<b>0</b>

<b>Kickoff Returns</b>	<b>No</b>	<b>Yds</b>	<b>Avg</b>	<b>LG</b>	<b>TD</b>
Hunter, Earnest	23	508	22.1	37	0
Alexander, Derrick	21	419	20.0	42	0
Bates, Michael	9	176	19.6	38	0
McCardell, Keenan	9	161	17.9	28	0
Byner, Earnest	5	98	19.6	27	0
Powers, Ricky	3	54	18.0	20	0
Frederick, Mike	2	16	8.0	11	0
Hoard, Leroy	1	13	13.0	13	0
Dixon, Gerald	1	10	10.0	10	0
<b>Browns</b>	<b>74</b>	<b>1,455</b>	<b>19.7</b>	<b>42</b>	<b>0</b>
<b>Opponents</b>	<b>63</b>	<b>1,172</b>	<b>18.6</b>	<b>45</b>	<b>0</b>

<b>Field Goals</b>	<b>1-19</b>	<b>20-29</b>	<b>30-39</b>	<b>40-49</b>	<b>50+</b>	<b>Tot.</b>
Stover, Matt	1/1	12/12	9/10	7/9	0/1	29/33
<b>Browns</b>	<b>1/1</b>	<b>12/12</b>	<b>9/10</b>	<b>7/9</b>	<b>0/1</b>	<b>29/33</b>
<b>Opponents</b>	<b>0/0</b>	<b>9/12</b>	<b>12/12</b>	<b>4/7</b>	<b>1/3</b>	<b>26/34</b>

<b>Date</b>	<b>Result</b>	<b>Opponent</b>	<b>Att.</b>
09-03	L 14-17	at New England Patriots	60,126
09-10	W 22-6	Tampa Bay Buccaneers	61,083
09-17	W 14-7	at Houston Oilers	36,077
09-24	W 35-17	Kansas City Chiefs	74,280
10-02	L 19-22	Buffalo Bills	76,211
10-08	L 20-38	at Detroit Lions	74,171
10-22	L 15-23	Jacksonville Jaguars	64,405
10-29	W 29-26	at Cincinnati Bengals (OT)	58,639
11-05	L 10-37	Houston Oilers	57,881
11-13	L 3-20	at Pittsburgh Steelers	58,675
11-19	L 20-31	Green Bay Packers	55,388
11-26	L 17-20	Pittsburgh Steelers	67,269
12-03	L 13-31	at San Diego Chargers	56,358
12-09	L 11-27	at Minnesota Vikings	47,984
12-17	W 26-10	Cincinnati Bengals	55,875
12-24	L 21-24	at Jacksonville Jaguars	66,097

<b>Team Statistics</b>	<b>Browns</b>	<b>Opponent</b>
<b>Total First Downs</b>	<b>293</b>	<b>342</b>
Rushing	83	112
Passing	189	200
Penalty	21	30
3rd Down: Made/Att	85/211	112/226
3rd Down Pct.	40.3%	49.6%
4th Down: Made/Att	10/21	7/14
4th Down Pct.	47.6%	50.0%
<b>Total Net Yards</b>	<b>5,076</b>	<b>5,648</b>
Avg. Per Game	317.3	353.0
Total Plays	985	1,082
Avg. Per Play	5.2	5.2
<b>Net Yards Rushing</b>	<b>1,482</b>	<b>1,826</b>

<b>Passing</b>	<b>Att</b>	<b>Cmp</b>	<b>Yds</b>	<b>Pct</b>	<b>Av/At</b>	<b>TD</b>	<b>Int</b>	<b>Int%</b>	<b>LG</b>	<b>Thld</b>	<b>Rating</b>
Testaverde, Vinny	392	241	2,883	61.5	7.35	17	4.3	10	2.6	70	17/87 87.8
Zeier, Eric	161	82	864	50.9	5.37	4	2.5	9	5.6	59	15/91 51.9
Tupa, Tom	1	1	25	100.0	25.00	0	0.0	0	0	25	0/0 118.8
Jackson, Michael	1	0	0	0.0	0.00	0	0.0	1	100.0	0	0/0 0.0
<b>Browns</b>	<b>555</b>	<b>324</b>	<b>3,772</b>	<b>58.4</b>	<b>6.80</b>	<b>21</b>	<b>3.8</b>	<b>20</b>	<b>3.6</b>	<b>70</b>	<b>32/178 76.6</b>
<b>Opponents</b>	<b>573</b>	<b>360</b>	<b>4,013</b>	<b>62.8</b>	<b>7.00</b>	<b>23</b>	<b>4.0</b>	<b>17</b>	<b>3.0</b>	<b>52</b>	<b>29/191 84.6</b>



# YEAR BY YEAR

## 1999 REGULAR SEASON RESULTS (2-14)

**Coach:** Chris Palmer

**Top Draft Choice:** QB Tim Couch

### 1999 USUAL STARTING LINEUPS

#### Offense

WR	85	Kevin Johnson
LT	75	Lomas Brown
LG	71	Jim Pyne
C	64	Dave Wohlabaugh
RG	79	Scott Rehberg
RT	77	Orlando Brown
TE	82	Irv Smith
WR	86	Leslie Shepherd, 84 Darnin Chiaverini
QB	2	Tim Couch
RB	42	Terry Kirby
FB	44	Marc Edwards

#### Defense

LE	53	John Thierry
LT	73	Darius Holland
RT	67	John Jurkovic
RE	94	Demick Alexander
LLB	55	Rahim Abdullah
MLB	55	Wall Rainer
RLB	95	Jamir Miller
LCB	47	Ryan McNeil
RCB	33	Daylon McCutcheon
SS	23	Marquez Pope
FS	24	Corey Fuller

Avg. Per Play	4.3	5.2
<b>Net Yards Rushing</b>	<b>1150</b>	<b>2736</b>
Avg. Per Game	71.9	171.0
Total Rushes	-313	610
<b>Net Yards Passing</b>	<b>2612</b>	<b>3310</b>
Avg. Per Game	163.3	206.9
Sacked/Yards Lost	60/385	25/147
Gross Yards	2997	3457
Att./Completions	492/271	523/331
Completion Pct.	55.1	63.3
Had Intercepted	15	8
<b>Punts/Avg.</b>	<b>106/43.8</b>	<b>66/40.9</b>
<b>Net Punting Avg.</b>	<b>106/34.6</b>	<b>66/37.3</b>
<b>Penalties/Yards Lost</b>	<b>92/714</b>	<b>88/776</b>
<b>Fumbles/Ball Lost</b>	<b>29/16</b>	<b>25/12</b>
<b>Touchdowns</b>	<b>28</b>	<b>49</b>
Rushing	9	29
Passing	19	17
Returns	0	3

<b>Score By Periods</b>	<b>1st</b>	<b>2nd</b>	<b>3rd</b>	<b>4th</b>	<b>OT</b>	<b>Tot.</b>
<b>Browns</b>	<b>37</b>	<b>77</b>	<b>43</b>	<b>60</b>	<b>0</b>	<b>- 217</b>
<b>Opponents</b>	<b>75</b>	<b>146</b>	<b>99</b>	<b>117</b>	<b>0</b>	<b>- 437</b>

<b>Scoring</b>	<b>Ru</b>	<b>Pa</b>	<b>Rt</b>	<b>Df</b>	<b>PA</b>	<b>2R/2Pa</b>	<b>FG</b>	<b>SA</b>	<b>TP</b>	
Kirby, Terry	6	3	0	0	0	0	0	0	54	
Dawson, Phil	1	0	0	0	23/24	0	0	8/12	0	
Johnson, Kevin	0	8	0	0	0	0	0	0	48	
Chiaverini, D.	0	4	0	0	0	0	0	0	24	
Abdul-Jabbar, K. LG	1	0	0	0	0	0	0	0	12	
Abdul-Jabbar, K. TM	0	1	0	0	0	0	0	0	6	
Edwards, Marc	0	2	0	0	0	0	0	0	12	
Couch, Tim	1	0	0	0	0	0	0	0	8	
Detmer, Ty	1	0	0	0	0	0	0	0	6	
Smith, Irv	0	1	0	0	0	0	0	0	6	
<b>Browns</b>	<b>9</b>	<b>19</b>	<b>0</b>	<b>23/24</b>	<b>1</b>	<b>4</b>	<b>8/12</b>	<b>0</b>	<b>217</b>	
<b>Opponents</b>	<b>29</b>	<b>17</b>	<b>3</b>	<b>0</b>	<b>40/41</b>	<b>1</b>	<b>8</b>	<b>33/39</b>	<b>1</b>	<b>437</b>

<b>Rushing</b>	<b>No</b>	<b>Yds</b>	<b>Avg</b>	<b>LG</b>	<b>TD</b>
Kirby, Terry	130	452	3.5	28	6
Abdul-Jabbar, K. LG	143	445	3.1	21	1
Abdul-Jabbar, K. TM	115	350	3.0	21	0
Couch, Tim	40	267	6.7	40	1
Detmer, Ty	6	38	6.3	11	1
Edwards, Marc	6	35	5.8	28	0
Jones, George	8	15	1.9	9	0
Shepherd, Leslie	1	5	5.0	5	0
Dawson, Phil	1	4	4.0	4t	1
Salaam, Rashaan TM	1	2	2.0	2	0
Shaw, Sedrick TM	3	2	0.7	3	0
Johnson, Kevin	1	-6	-6.0	-6	0
Powell, Ronnie	1	-14	-14.0	-14	0
<b>Browns</b>	<b>313</b>	<b>1150</b>	<b>3.7</b>	<b>40</b>	<b>9</b>
<b>Opponents</b>	<b>610</b>	<b>2736</b>	<b>4.5</b>	<b>52t</b>	<b>29</b>

<b>Receiving</b>	<b>No</b>	<b>Yds</b>	<b>Avg</b>	<b>LG</b>	<b>TD</b>
Johnson, Kevin	66	986	14.9	64t	8
Kirby, Terry	58	528	9.1	78t	3
Chiaverini, Darnin	44	487	11.1	28t	4
Edwards, Marc	27	212	7.9	27t	2

Smith, Irv	24	222	9.3	22	1
Shepherd, Leslie	23	274	11.9	36	0
Abdul-Jabbar, K. LG	17	84	4.9	21	1
Abdul-Jabbar, K. TM	13	59	4.5	21	1
Campbell, Marc	9	131	14.6	21	0
Davis, Zola	2	38	19.0	25	0
Shaw, Sedrick TM	2	8	4.0	7	0
Powell, Ronnie	1	45	45.0	45	0
Dunn, David	1	4	4.0	4	0
Bobo, Orlando	1	3	3.0	3	0
<b>Browns</b>	<b>271</b>	<b>2997</b>	<b>11.1</b>	<b>78t</b>	<b>19</b>
<b>Opponents</b>	<b>331</b>	<b>3457</b>	<b>10.4</b>	<b>54t</b>	<b>17</b>

<b>Interceptions</b>	<b>No</b>	<b>Yds</b>	<b>Avg</b>	<b>LG</b>	<b>TD</b>
Pope, Marquez	2	15	7.5	13	0
Barker, Roy TM	1	14	14.0	14	0
McCutcheon, Daylon	1	12	12.0	12	0
Thierry, John	1	8	8.0	8	0
Jones, Lenoy	1	3	3.0	3	0
Abdullah, Rahim	1	0	0.0	0	0
Little, Earl LG	1	0	0.0	0	0
Little, Earl TM	1	0	0.0	0	0
<b>Browns</b>	<b>8</b>	<b>52</b>	<b>6.5</b>	<b>14</b>	<b>0</b>
<b>Opponents</b>	<b>15</b>	<b>153</b>	<b>10.2</b>	<b>66t</b>	<b>1</b>

<b>Punting</b>	<b>No</b>	<b>Yds</b>	<b>Avg</b>	<b>In20</b>	<b>TB</b>	<b>LG</b>	<b>Blk</b>
Gardecki, Chns	106	4645	43.8	34.6	11	61	0
<b>Browns</b>	<b>106</b>	<b>4645</b>	<b>43.8</b>	<b>34.6</b>	<b>11</b>	<b>61</b>	<b>0</b>
<b>Opponents</b>	<b>66</b>	<b>2702</b>	<b>40.9</b>	<b>37.3</b>	<b>4</b>	<b>59</b>	<b>1</b>

<b>Punt Returns</b>	<b>No</b>	<b>FC</b>	<b>Yds</b>	<b>Avg</b>	<b>LG</b>	<b>TD</b>
Johnson, Kevin	19	10	128	6.7	15	0
Dunn, David	4	1	25	6.3	13	0
Gibson, Damon	2	2	9	4.5	8	0
<b>Browns</b>	<b>25</b>	<b>13</b>	<b>162</b>	<b>6.5</b>	<b>15</b>	<b>0</b>
<b>Opponents</b>	<b>68</b>	<b>15</b>	<b>762</b>	<b>11.2</b>	<b>81t</b>	<b>2</b>

<b>Kickoff Returns</b>	<b>No</b>	<b>Yds</b>	<b>Avg</b>	<b>LG</b>	<b>TD</b>
Powell, Ronnie	44	986	22.4	43	0
Kirby, Terry	11	230	20.9	28	0
Dunn, David	9	180	20.0	27	0
Hill, Madre	8	137	17.1	27	0
Saleh, Tarek	5	43	8.6	14	0
Campbell, Marc	3	28	9.3	10	0
Smith, Irv	3	15	5.0	10	0
Chiaverini, Darnin	2	35	17.5	22	0
Little, Earl LG	2	34	17.0	20	0
Little, Earl TM	2	34	17.0	20	0
Johnson, Kevin	1	25	25.0	25	0
Jones, George	1	12	12.0	12	0
<b>Browns</b>	<b>89</b>	<b>1725</b>	<b>19.4</b>	<b>43</b>	<b>0</b>
<b>Opponents</b>	<b>42</b>	<b>764</b>	<b>18.2</b>	<b>55</b>	<b>0</b>

<b>Field Goals</b>	<b>1-19</b>	<b>20-29</b>	<b>30-39</b>	<b>40-49</b>	<b>50+</b>	<b>Tot.</b>
Dawson, Phil	0/0	2/2	3/5	3/5	0/0	8/12
<b>Browns</b>	<b>0/0</b>	<b>2/2</b>	<b>3/5</b>	<b>3/5</b>	<b>0/0</b>	<b>8/12</b>
<b>Opponents</b>	<b>4/4</b>	<b>13/13</b>	<b>6/7</b>	<b>10/15</b>	<b>0/0</b>	<b>33/39</b>

<b>Date</b>	<b>Result</b>	<b>Opponent</b>	<b>Att.</b>
09-12	L 0-43	Pittsburgh Steelers	73,138
09-19	L 9-26	at Tennessee Titans	65,904
09-26	L 10-17	at Baltimore Ravens	68,803
10-03	L 7-19	New England Patriots	72,368
10-10	L 17-18	Cincinnati Bengals	73,048
10-17	L 7-24	at Jacksonville Jaguars	62,047
10-24	L 3-34	at St. Louis Rams	65,866
10-31	W 21-16	at New Orleans Saints	48,817
11-07	L 9-41	Baltimore Ravens	72,898
11-14	W 16-15	at Pittsburgh Steelers	58,213
11-21	L 17-31	Carolina Panthers	72,818
11-28	L 21-33	Tennessee Titans	72,008
12-05	L 10-23	at San Diego Chargers	53,147
12-12	L 28-44	at Cincinnati Bengals	59,972
12-19	L 14-24	Jacksonville Jaguars	72,038
12-26	L 28-29	Indianapolis Colts	72,618

<b>Team Statistics</b>	<b>Browns</b>	<b>Opponent</b>
<b>Total First Downs</b>	<b>220</b>	<b>368</b>
Rushing	64	161
Passing	134	187
Penalty	22	20
3rd Down: Made/Att	59/203	110/235
3rd Down Pct.	29.1	46.8
4th Down: Made/Att	9/13	8/13
4th Down Pct.	69.2	61.5
<b>Possession Avg.</b>	<b>23:38</b>	<b>36:22</b>
<b>Total Net Yards</b>	<b>3762</b>	<b>6046</b>
Avg. Per Game	235.1	377.9
Total Plays	865	1158

<b>Passing</b>	<b>Att</b>	<b>Cmp</b>	<b>Yds</b>	<b>Pct</b>	<b>Av/At</b>	<b>TD</b>	<b>TD%</b>	<b>Int</b>	<b>Int%</b>	<b>LG</b>	<b>Tkld</b>	<b>Ratng</b>
Couch, Tim	399	223	2447	55.9	6.13	15	3.8	13	3.3	78t	56/359	73.2
Detmer, Ty	91	47	548	51.6	6.02	4	4.4	2	2.2	35	4/26	75.7
Johnson, Kevin	1	0	0	0.0	0.00	0	0.0	0	0.0	0	0/0	39.6
Kirby, Terry	1	1	2	100.0	2.00	0	0.0	0	0.0	2	0/0	79.2
<b>Browns</b>	<b>492</b>	<b>271</b>	<b>2997</b>	<b>55.1</b>	<b>6.09</b>	<b>19</b>	<b>3.9</b>	<b>15</b>	<b>3.0</b>	<b>78t</b>	<b>60/385</b>	<b>73.5</b>
<b>Opponents</b>	<b>523</b>	<b>331</b>	<b>3457</b>	<b>63.3</b>	<b>6.61</b>	<b>17</b>	<b>3.3</b>	<b>8</b>	<b>1.5</b>	<b>54t</b>	<b>25/147</b>	<b>86.8</b>

# YEAR BY YEAR

## PLAYOFF RESULTS

### Cleveland Browns in NFL Championships

1950 BROWNS 30, Los Angeles 28  
1951 Los Angeles 24, BROWNS 17  
1952 Detroit 17, BROWNS 7  
1953 Detroit 17, BROWNS 16  
1954 BROWNS 56, Detroit 10  
1955 BROWNS 38, Los Angeles 14  
1957 Detroit 59, BROWNS 14  
1964 BROWNS 27, Baltimore 0  
1965 Green Bay 23, BROWNS 12  
1968 Baltimore 34, BROWNS 0  
1969 Minnesota 27, BROWNS 7

### Cleveland Browns in Conference Playoff Games

1950 BROWNS 8, New York 3  
1958 New York 10, BROWNS 0  
1967 Dallas 52, BROWNS 14  
1968 BROWNS 31, Dallas 20  
1969 BROWNS 38, Dallas 14  
1986 Denver 23, BROWNS 20 (OT)  
1987 Denver 38, BROWNS 33  
1989 Denver 37, BROWNS 21

### Cleveland Browns in Divisional Playoff Games

1971 Baltimore 20, BROWNS 3

1972 Miami 20, BROWNS 14  
1980 Oakland 14, BROWNS 12  
1982 L.A. Raiders 27, BROWNS 10  
1985 Miami 24, BROWNS 21  
1986 BROWNS 23, Jets 20 (2 OT)  
1987 BROWNS 38, Indianapolis 21  
1989 BROWNS 34, Buffalo 30  
1994 Pittsburgh 29, BROWNS 9

### Cleveland Browns in Wild Card Playoff Games

1988 Houston 24, BROWNS 23  
1994 BROWNS 20, New England 13


### Cleveland Browns in Playoff Bowls

1960 Detroit 17, BROWNS 16  
1963 Green Bay 40, BROWNS 23  
1967 Los Angeles Rams 30, BROWNS 6

### Cleveland Browns in College All-Star Games

1951 BROWNS 33, All-Stars 0  
1955 All-Stars 30, BROWNS 27  
1956 BROWNS 26, All-Stars 0  
1965 BROWNS 24, All-Stars 16

### NFL PLAYOFF RECORD: 11-19



Linebacker Mike Johnson led the Browns to five consecutive playoff appearances (1985-89), including three AFC Championship appearances (1986-87, 89).



# YEAR BY YEAR

## ALL-TIME ATTENDANCE

Year	Home Games	Home Attend.	Road Attend.	Preseason Attend.	Playoffs	Total Attend.
1946	7	339,962	206,060	35,964	40,469	622,455
1947	7	392,760	270,619	33,106	61,879	758,364
1948	7	318,619	270,728	43,279	22,981	655,607
1949	6	189,604	211,565	63,997	39,820	504,986
1950	6	200,319	232,361	125,642	62,805	621,127
1951	6	231,414	231,854	259,359	57,540	780,167
1952	6	240,204	200,656	116,310	50,934	608,104
1953	6	274,671	183,272	189,571	54,577	702,091
1954	6	183,476	200,101	182,255	43,827	609,659
1955	6	251,444	220,892	247,200	87,695	807,231
1956	6	221,648	161,887	302,221	—	685,756
1957	6	324,165	222,185	226,348	55,263	827,961
1958	6	370,781	264,375	224,602	61,174	920,932
1959	6	338,380	257,990	191,477	—	787,847
1960	6	337,972	234,767	*197,513	—	770,252
1961	7	426,886	268,909	173,603	—	869,398
1962	7	422,043	289,807	240,081	—	951,931
1963	7	487,430	331,642	*267,807	—	1,086,879
1964	7	549,334	337,929	218,544	79,544	1,185,351
1965	7	557,283	369,055	254,591	50,852	1,231,781
1966	7	544,250	389,783	246,708	—	1,180,741
1967	7	544,807	402,976	*295,514	70,786	1,314,083
1968	7	527,107	366,524	291,232	162,125	1,346,988
1969	7	578,360	380,442	283,248	117,221	1,359,271
1970	7	567,377	379,082	347,558	—	1,294,017
1971	7	541,505	381,467	334,051	74,082	1,331,105
1972	7	528,591	382,182	397,140	80,010	1,387,923
1973**	7	490,406	382,124	329,183	—	1,201,713
1974	7	424,412	319,684	200,904	—	945,000
1975	7	390,440	358,175	180,338	—	928,953
1976	7	472,602	310,340	183,434	—	966,376
1977	7	480,805	380,166	248,178	—	1,109,149
1978	8	510,046	397,891	127,918	—	1,035,855
1979	8	593,821	400,029	169,623	—	1,163,473
1980	8	620,496	419,834	197,991	77,655	1,315,976
1981	8	601,725	470,856	232,523	—	1,305,104
1982	4	251,314	245,350	209,598	56,555	762,817
1983	8	564,639	414,621	202,840	—	1,182,100
1984	8	458,433	345,159	162,367	—	965,959
1985	8	535,752	445,250	156,607	75,128	1,212,737
1986	8	583,739	452,237	192,060	158,021	1,386,057
1987	7	492,939	378,368	193,325	154,579	1,219,211
1988	8	615,545	469,029	238,380	74,977	1,397,931
1989	8	613,415	483,534	289,305	153,752	1,540,006
1990	8	568,093	516,085	233,158	—	1,317,336
1991	8	571,752	432,264	216,260	—	1,220,276
1992	8	560,417	416,269	203,012	—	1,179,698
1993	8	568,474	415,133	166,496	—	1,150,103
1994	8	559,582	492,141	197,793	135,637	1,385,153
1995	8	512,392	458,037	177,653	—	1,148,082
1999	8	580,934	482,769	297,883	—	1,361,586
<b>TOTALS</b>		<b>23,112,565</b>	<b>17,534,455</b>	<b>10,795,750</b>	<b>2,159,888</b>	<b>53,602,658</b>

\* Includes Miami Playoff Bowl games at end of season.

\*\* First year of new method of announcing attendance.

HTTP://WWW.  
CLEVELANDBROWNS.COM

# All Access

on [clevelandbrowns.com](http://clevelandbrowns.com)


**featuring:** In Depth Game Analysis  
Weekly Chats with Players and Coaches  
Exclusive "Behind the Scenes" Video Coverage  
[yourname@clevelandbrowns.com](mailto:yourname@clevelandbrowns.com)  
10MB of Personal Web Space to Create your own Browns Site  
AND MUCH, MUCH MORE!



THE ULTIMATE BROWNS ON-LINE  
EXPERIENCE...  
BUILT FOR BROWNS FANS BY  
BROWNS FANS

Coming August 2000





# RECORDS

## CAREER TOP 10

### SCORING

Player	TD	PAT	FG	Total
1. Lou Groza	1	641	234	1,349
2. Don Cockroft	0	432	216	1,080
3. Jim Brown	126	0	0	756
4. Matt Bahr	0	248	143	677
5. Leroy Kelly	90	0	0	540
6. Matt Stover	0	156	108	480
7. Gary Collins	70	0	0	420
8. Ray Renfro	55	0	0	330
9. Kevin Mack	54	0	0	324
10. Paul Warfield	53	0	0	318

### RUSHING YARDS

Player	Years	Carries	Yards	Avg.	TD
1. Jim Brown	1957-65	2,359	12,312	5.2	106
2. Leroy Kelly	1964-73	1,727	7,274	4.2	74
3. Mike Pruitt	1976-84	1,593	6,540	4.1	47
4. Greg Pruitt	1973-81	1,158	5,496	4.7	25
5. Kevin Mack	1985-93	1,291	5,123	4.0	46
6. Earnest Byner	1984-88, 94-95	859	3,349	3.9	27
7. Ernie Green	1962-68	668	3,204	4.8	15
8. Bobby Mitchell	1958-61	423	2,297	5.4	16
9. Cleo Miller	1975-82	546	2,286	4.2	16
10. Eric Metcalf	1989-94	592	2,229	3.8	11

### RECEIVING

#### Receiving Yards

Player	Years	Receptions	Yards	Avg.	TDs
1. Ozzie Newsome, TE	1978-90	662	7,980	12.1	47
2. Ray Renfro, RB/WR	1952-63	281	5,508	19.6	50
3. Gary Collins, WR	1962-71	331	5,299	16.0	70
4. Paul Warfield, WR	1964-69, 76-77	271	5,210	19.2	52
5. Reggie Rucker, WR	1975-81	310	4,953	16.0	32
6. Webster Slaughter, WR	1986-91	305	4,834	15.8	27
7. Dave Logan, WR	1976-83	262	4,247	16.2	24
8. Milt Morin, TE	1966-75	271	4,208	15.5	16
9. Brian Brennan, WR	1984-91	315	4,148	13.2	19
10. Dante Lavelli, E	1950-56*	244	3,908	16.0	33

\*Does not include AAFC statistics

#### Receptions

Player	Years	Receptions
1. Ozzie Newsome	1978-90	662
2. Gary Collins	1962-71	331
3. Greg Pruitt	1973-81	323
4. Brian Brennan	1984-91	315
5. Reggie Rucker	1975-81	310
6. Webster Slaughter	1986-91	305
7. Eric Metcalf	1989-94	297
8. Ray Renfro	1952-63	281
9. Earnest Byner	1984-88, 94-95	274
10. Paul Warfield	1964-69, 76-77	271
Milt Morin	1966-75	271

#### Receiving (Average), 100 receptions

Player	Years	Average
1. Ray Renfro	1952-63	19.6
2. Paul Warfield	1964-69, 76-77	19.2
3. Ricky Feacher	1976-84	18.4
4. Darrell Brewster	1952-58	18.1
5. Dub Jones	1950-55	16.8
6. Dave Logan	1976-83	16.2
7. Michael Jackson	1991-95	16.2
8. Dante Lavelli	1950-56	16.0
9. Gary Collins	1962-71	16.0
10. Reggie Rucker	1975-81	16.0

### PASSING

#### Quarterback Rating, 1,000 attempts

Player	Years	Att.	Comp.	Yards	TD	Int.	Rating
1. Milt Plum	1957-61	1,083	627	8,914	66	39	89.9
2. Bernie Kosar	1985-93	3,150	1,853	21,904	116	81	81.6
3. Frank Ryan	1962-68	1,755	907	13,361	134	88	81.4
4. Otto Graham	1950-55	1,565	872	13,499	88	94	78.2
5. Brian Sipe	1973-83	3,439	1,944	23,713	154	149	74.8
6. Bill Nelsen	1968-72	1,314	689	9,725	71	71	72.1
7. Mike Phipps	1970-76	1,317	633	7,700	40	81	51.0

#### Yards

Player	Years	Yards
1. Brian Sipe	1973-83	23,713
2. Bernie Kosar	1985-93	21,904
3. Otto Graham	1950-55	13,499
4. Frank Ryan	1962-68	13,361
5. Bill Nelsen	1968-72	9,725
6. Milt Plum	1957-61	8,914
7. Mike Phipps	1970-76	7,700
8. Vinny Testaverde	1993-95	7,001
9. Paul McDonald	1980-85	5,279
10. Jim Ninowski	1958-59, 62-66	2,630

#### Attempts

Player	Years	Attempts
1. Brian Sipe	1973-83	3,439
2. Bernie Kosar	1985-93	3,150
3. Frank Ryan	1962-68	1,755
4. Otto Graham	1950-55	1,565
5. Mike Phipps	1970-76	1,317
6. Bill Nelsen	1968-72	1,314
7. Milt Plum	1957-61	1,083
8. Vinny Testaverde	1993-95	969
9. Paul McDonald	1980-85	767
10. Tim Couch	1999	399

#### Completions

Player	Years	Completions
1. Brian Sipe	1973-83	1,944
2. Bernie Kosar	1985-93	1,853
3. Frank Ryan	1962-68	907
4. Otto Graham	1950-55	872
5. Bill Nelsen	1968-72	689
6. Mike Phipps	1970-76	633
7. Milt Plum	1957-61	627
8. Vinny Testaverde	1993-95	558
9. Paul McDonald	1980-85	411
10. Tim Couch	1999	223



## CAREER TOP 10

### Touchdowns

Player	Years	Touchdowns
1. Brian Sipe	1973-82	154
2. Frank Ryan	1962-68	134
3. Bernie Kosar	1985-93	116
4. Otto Graham	1950-55	88
5. Bill Nelsen	1968-72	71
6. Milt Plum	1957-61	66
7. Vinny Testaverde	1993-95	45
8. Mike Phipps	1970-76	40
9. Paul McDonald	1980-85	24
10. Jim Ninowski	1958-59, 62-66	20

### INTERCEPTIONS

Player	Years	No.	Yards	Avg.	TD
1. Thom Darden	1972-74, 76-81	45	820	18.2	2
2. Warren Lahr	1950-59	40	530	13.3	5
3. Clarence Scott	1971-83	39	407	10.4	2
4. Ken Konz	1953-59	30	392	13.1	4
5. Bernie Parrish	1959-66	29	557	19.2	3
6. Ross Fichtner	1960-67	27	581	21.5	3
Mike Howell	1965-72	27	252	9.3	0
8. Felix Wright	1985-90	26	469	18.0	2
Hanford Dixon	1981-89	26	225	8.7	0
Tommy James	1950-55	26	208	8.0	0

### KICKOFF RETURNS

#### Kickoff Returns Average (50 returns)

Player	Years	No.	Yards	Avg.	TD
1. Greg Pruitt	1973-81	58	1,523	26.3	1
2. Walter Roberts	1964-66	62	1,608	25.9	0
3. Keith Wright	1978-80	70	1,767	25.2	0
4. Bobby Mitchell	1958-61	62	1,550	25.0	3
5. Billy Lefear	1972-75	60	1,461	24.4	0
6. Glen Young	1984-85, 87-88	87	2,079	23.9	0
7. Leroy Kelly	1964-73	76	1,784	23.5	0
8. Randy Baldwin	1991-94	82	1,872	22.8	1
9. Dino Hall	1979-83	151	3,185	21.1	0
10. Gerald McNeil	1986-89	64	1,301	20.3	1

#### Kickoff Returns (Number)

Player	Years	No.
1. Dino Hall	1979-83	151
2. Eric Metcalf	1989-94	139
3. Glen Young	1984-85, 87-88	87
4. Randy Baldwin	1991-94	82
5. Leroy Kelly	1964-73	76
6. Keith Wright	1978-80	70
7. Gerald McNeil	1986-89	64
8. Bobby Mitchell	1958-61	62
Walter Roberts	1964-66	62
10. Billy Lefear	1972-75	60

#### Kickoff Returns (Yards)

Player	Years	Yards
1. Dino Hall	1979-83	3,185
2. Eric Metcalf	1989-94	2,806
3. Glen Young	1984-85, 87-88	2,079
4. Randy Baldwin	1991-94	1,872
5. Leroy Kelly	1964-73	1,784
6. Keith Wright	1978-80	1,767
7. Walter Roberts	1964-66	1,608
8. Bobby Mitchell	1958-61	1,550
9. Greg Pruitt	1973-81	1,523
10. Billy Lefear	1972-75	1,461

### PUNT RETURNS

#### Punt Returns Average (50 returns)

Player	Years	No.	Yards	Avg.	TD
1. Greg Pruitt	1973-81	56	659	11.8	0
2. Bobby Mitchell	1958-61	54	607	11.2	3
3. Eric Metcalf	1989-94	127	1,341	10.6	5
4. Leroy Kelly	1964-73	94	990	10.5	3
5. Gerald McNeil	1986-89	161	1,545	9.6	1
6. Ken Konz	1953-59	68	556	8.2	1
7. Dino Hall	1979-83	111	901	8.1	0
8. Brian Brennan	1984-91	55	435	7.9	1
9. Keith Wright	1978-80	78	467	6.0	0
10. Billy Reynolds	1953-54, 57	67	363	5.4	0

#### Punt Returns (Number)

Player	Years	No.
1. Gerald McNeil	1986-89	161
2. Eric Metcalf	1989-94	127
3. Dino Hall	1979-83	111
4. Leroy Kelly	1964-73	94
5. Keith Wright	1978-80	78
6. Ken Konz	1953-59	68
7. Billy Reynolds	1953-54, 57	67
8. Greg Pruitt	1973-81	56
9. Brian Brennan	1984-91	55
10. Bobby Mitchell	1958-61	54

#### Punt Returns (Yards)

Player	Years	Yards
1. Gerald McNeil	1986-89	1,545
2. Eric Metcalf	1989-94	1,341
3. Leroy Kelly	1964-73	990
4. Dino Hall	1979-83	901
5. Greg Pruitt	1973-81	659
6. Bobby Mitchell	1958-61	607
7. Ken Konz	1953-59	556
8. Keith Wright	1978-80	467
9. Brian Brennan	1984-91	435
10. Don Paul	1954-58	383

### COMBINED YARDS

Player	Years	Att.	Yards	Avg.
1. Jim Brown	1957-65	2,650	15,459	5.8
2. Leroy Kelly	1964-73	2,087	12,329	5.9
3. Greg Pruitt	1973-81	1,595	10,700	6.7
4. Eric Metcalf	1989-94	1,155	9,108	7.9
5. Mike Pruitt	1976-84	1,860	8,538	4.6
6. Ozzie Newsome	1978-90	682	8,144	11.9
7. Kevin Mack	1985-93	1,488	6,725	4.5
8. Ray Renfro	1952-63	467	6,569	14.1
9. Earnest Byner	1984-88, 94-95	1,161	6,479	5.6
10. Ernie Green	1962-68	906	5,998	6.6

# RECORDS

## TOP 10 SEASONS

### SCORING

Player	Year	TD	PAT	FG	Total
1. Jim Brown	1965	21	0	0	126
2. Leroy Kelly	1968	20	0	0	120
3. Lou Groza	1964	0	49	22	115
4. Matt Stover	1995	0	26	29	113
5. Matt Stover	1994	0	32	26	110
6. Jim Brown	1962	18	0	0	108
Jim Brown	1958	18	0	0	108
Lou Groza	1953	0	39	23	108
9. Matt Bahr	1988	0	32	24	104
10. Matt Bahr	1983	0	38	21	101

### RUSHING

Player	Year	Att.	Yards	Avg.	TD
1. Jim Brown	1963	291	1,863	6.4	12
2. Jim Brown	1965	289	1,544	5.3	17
3. Jim Brown	1958	257	1,527	5.9	17
4. Jim Brown	1964	280	1,446	5.2	7
5. Jim Brown	1961	305	1,408	4.6	8
6. Jim Brown	1959	290	1,329	4.6	14
7. Mike Pruitt	1979	264	1,294	4.9	9
8. Jim Brown	1960	215	1,257	5.8	9
9. Leroy Kelly	1968	248	1,239	5.0	16
10. Leroy Kelly	1967	235	1,205	5.1	11

### PASSING YARDS

Player	Year	Att.	Comp.	Yards	TD	Int.	Rating
1. Brian Sipe	1980	554	337	4,132	30	14	91.4
2. Brian Sipe	1981	567	313	3,876	17	25	68.2
3. Bernie Kosar	1986	531	310	3,854	17	10	83.8
4. Brian Sipe	1979	535	286	3,793	28	26	73.4
5. Brian Sipe	1983	496	291	3,566	26	23	79.1
6. Bernie Kosar	1989	513	303	3,533	18	14	80.3
7. Bernie Kosar	1991	494	307	3,487	18	9	87.8
8. Paul McDonald	1984	493	271	3,472	14	23	67.3
9. Bernie Kosar	1987	389	241	3,033	22	9	95.4
10. Frank Ryan	1966	382	200	2,974	29	14	88.2

### RECEPTIONS

Player	Year	No.
1. Ozzie Newsome	1984	89
Ozzie Newsome	1983	89
3. Ozzie Newsome	1981	69
4. Kevin Johnson	1999	66
5. Webster Slaughter	1989	65
Greg Pruitt	1981	65
7. Webster Slaughter	1991	64
8. Eric Metcalf	1993	63
Mike Pruitt	1981	63
Mike Pruitt	1980	63

### RECEIVING YARDS

Player	Year	Yards
1. Webster Slaughter	1989	1,236
2. Paul Warfield	1968	1,067
3. Ozzie Newsome	1981	1,002
4. Ozzie Newsome	1984	1,001
5. Kevin Johnson	1999	986
6. Dave Logan	1979	982
7. Ozzie Newsome	1983	970
8. Gary Collins	1966	946
9. Paul Warfield	1964	920
10. Mac Speedie	1952	911

### COMBINED YARDS

Player	Year	Att.	Yards	Avg.
1. Jim Brown	1963	315	2,131	6.8
2. Leroy Kelly	1966	273	2,014	7.4
3. Eric Metcalf	1993	243	1,932	8.0
4. Jim Brown	1961	353	1,917	5.4
5. Jim Brown	1965	323	1,872	5.8
6. Greg Pruitt	1975	288	1,798	6.2
7. Jim Brown	1964	316	1,786	5.7
8. Greg Pruitt	1974	196	1,769	9.0
9. Jim Brown	1960	248	1,761	7.1
10. Eric Metcalf	1990	189	1,752	9.3

### INTERCEPTIONS

Player	Year	No.	Yards	Avg.	TD
1. Thom Darden	1978	10	200	20.0	0
2. Eric Turner	1994	9	199	22.1	1
Felix Wright	1989	9	91	10.1	1
Tommy James	1950	9	69	7.7	0
5. Thom Darden	1974	8	105	13.1	0
Ben Davis	1968	8	162	20.3	0
Mike Howell	1966	8	62	7.8	0
Ross Fichtner	1966	8	152	19.0	1
Jim Snofner	1960	8	75	9.4	0
Bobby Franklin	1960	8	131	16.4	2
Warren Lahr	1950	8	99	12.4	2

### PUNTING

Player	Year	No.	Yards	Avg.	LG	Block
1. Gary Collins	1965	65	3,035	46.7	71	0
2. Horace Gillom	1952	61	2,787	45.7	73	1
3. Horace Gillom	1951	73	3,321	45.5	66	0
4. Brian Hansen	1993	82	3,632	44.3	72	2
5. Chris Gardocki	1999	106	4,645	43.8	61	0
6. Horace Gillom	1953	63	2,760	43.8	67	0
7. Tom Tupa	1995	59	2,584	43.8	64	0
8. Steve Cox	1984	74	3,213	43.4	69	2
9. Sam Baker	1961	53	2,296	43.3	62	0
10. Don Cockroft	1972	81	3,498	43.2	65	0



### PUNT RETURN AVERAGE

Player	Year	No.	Yards	Avg.	TD
1. Leroy Kelly	1965	17	265	15.6	2
2. Greg Pruitt	1974	27	349	12.9	0
3. Eric Metcalf	1993	36	464	12.9	2
4. Ben Davis	1967	18	229	12.7	1
5. Ken Carpenter	1951	14	173	12.4	0
6. Bobby Mitchell	1958	14	165	11.8	1
7. Bobby Mitchell	1961	14	164	11.7	1
8. Gerald McNeil	1987	34	386	11.4	0
9. Greg Pruitt	1973	16	180	11.3	0
10. Bobby Mitchell	1959	17	177	10.4	1

### Kickoff Return Average

Player	Year	No.	Yards	Avg.	TD
1. Billy Reynolds	1954	14	413	29.5	0
2. Bo Scott	1969	25	722	28.9	0
3. Greg Pruitt	1973	16	453	28.3	0
4. Greg Pruitt	1974	22	606	27.5	1
5. Walter Roberts	1964	24	661	27.5	0
6. Walter Roberts	1965	18	493	27.4	0
7. Charley Scales	1963	16	432	27.0	0
8. Randy Baldwin	1994	28	753	26.9	1
9. Keith Wright	1979	15	402	26.8	0
10. Bobby Mitchell	1961	16	428	26.8	1



Greg Pruitt's 12.9-yard average on punt returns in 1974 is the second-highest average in team history.

# RECORDS

## LONGEST PLAYS

### Longest Runs From Scrimmage

- 90 — Bobby Mitchell vs. Washington, Nov. 15, 1959 (TD)
- 80 — Jim Brown vs. Washington, Sept. 15, 1963 (TD)
- 78 — Greg Pruitt vs. Kansas City, Oct. 30, 1977 (TD)
- 77 — Mike Pruitt vs. Oakland, Dec. 9, 1979 (TD)
- 73 — Ernie Green vs. Detroit, Dec. 8, 1963
- 71 — Jim Brown vs. Philadelphia, Nov. 23, 1960 (TD)
- 71 — Jim Brown vs. Dallas, Sept. 22, 1963 (TD)
- 71 — Jim Brown vs. Dallas, Oct. 18, 1964
- 71 — Mike Pruitt vs. Buffalo, Oct. 29, 1978 (TD)

### Longest Forward Passes

- 97 — Bernie Kosar to Webster Slaughter vs. Chi. Bears, Oct. 23, 1989 (TD)
- 87 — Bill Nelsen to Milt Morin vs. Philadelphia, Nov. 24, 1968
- 86 — Milt Plum to Leon Clarke vs. Philadelphia, Oct. 23, 1960 (TD)
- 83 — Frank Ryan to Jim Brown vs. Washington, Sept. 15, 1963 (TD)
- 82 — Bill Nelsen to Paul Warfield vs. St. Louis, Dec. 14, 1969 (TD)
- 81 — Otto Graham to Dub Jones vs. San Francisco, Sept. 30, 1951 (TD)
- 81 — Vinny Testaverde to Derrick Alexander vs. Arizona, Sept. 18, 1994 (TD)
- 80 — Otto Graham to Dub Jones vs. Pittsburgh, Oct. 29, 1950 (TD)
- 80 — Frank Ryan to Walter Roberts vs. Washington, Sept. 19, 1965 (TD)
- 80 — Mike Phipps to Frank Pitts vs. N.Y. Jets, Dec. 17, 1972 (TD)
- 80 — Bernie Kosar to Webster Slaughter vs. Houston, Oct. 29, 1989 (TD)

### Longest Punt Returns

- 92 — Eric Metcalf at Cincinnati, Sept. 4, 1994 (TD)
- 91 — Eric Metcalf vs. Pittsburgh, Oct. 24, 1993 (TD)
- 84 — Gerald McNeil vs. Detroit, Sept. 28, 1986 (TD)
- 78 — Bobby Mitchell vs. New York, Dec. 6, 1959 (TD)
- 75 — Eric Metcalf vs. Chicago Bears, Nov. 29, 1992 (TD)
- 75 — Eric Metcalf vs. Pittsburgh, Oct. 24, 1993 (TD)
- 74 — Leroy Kelly vs. Denver, Oct. 24, 1971
- 73 — Eric Metcalf vs. Cincinnati, Oct. 23, 1994 (TD)
- 72 — Greg Pruitt vs. Denver, Oct. 27, 1974
- 69 — Derrick Alexander vs. Buffalo, Oct. 2, 1995
- 68 — Bobby Mitchell vs. Philadelphia, Nov. 23, 1958 (TD)
- 68 — Leroy Kelly vs. New York, Oct. 25, 1964 (TD)



**Longest Punts**

- 80 — Horace Gillom vs. New York, Nov. 28, 1954
- 75 — Horace Gillom vs. Pittsburgh, Oct. 29, 1950
- 73 — Horace Gillom vs. Washington, Oct. 26, 1952
- 73 — Gary Collins vs. Pittsburgh, Oct. 5, 1963
- 73 — Brian Hansen vs. Denver, Sept. 27, 1992
- 72 — Brian Hansen at Cincinnati, Oct. 17, 1993
- 71 — Gary Collins vs. Philadelphia, Oct. 2, 1965
- 71 — Don Cockroft vs. Houston, Nov. 22, 1970
- 71 — Don Cockroft vs. Kansas City, Dec. 2, 1973
- 70 — Fred Morrison vs. Baltimore, Nov. 11, 1956

**Longest Kickoff Returns**

- 104 — Carl Ward vs. Washington, Nov. 26, 1967 (TD)
- 102 — Leroy Bolden vs. Chi. Cardinals, Oct. 26, 1958 (TD)
- 101 — Eric Metcalf at Houston, Dec. 9, 1990 (TD)
- 100 — Gerald McNeil at Pittsburgh, Oct. 5, 1986 (TD)
- 98 — Bobby Mitchell vs. Philadelphia, Nov. 23, 1958 (TD)
- 98 — Eric Metcalf at New York Jets, Sept. 16, 1990 (TD)
- 94 — Homer Jones vs. New York Jets, Sept. 21, 1970 (TD)
- 92 — Billy Lefear vs. Cincinnati, Nov. 23, 1975
- 91 — Bobby Mitchell vs. Philadelphia, Nov. 19, 1961 (TD)
- 90 — Bobby Mitchell vs. Dallas, Oct. 16, 1960 (TD)
- 90 — Eric Metcalf vs. Buffalo, Jan. 6, 1990 (TD) (Playoff)

**Longest Interception Returns**

- 97 — Najee Mustafaa vs. Miami, Oct. 10, 1993 (TD)
- 93 — Eric Turner vs. Arizona, Sept. 18, 1994 (TD)
- 92 — Bernie Parrish vs. Chicago, Dec. 11, 1960 (TD)
- 92 — David Brandon vs. Chicago, Nov. 29, 1992 (TD)
- 88 — Ross Fichtner (lateral from Erich Barnes) vs. New Orleans, Oct. 1, 1967
- 88 — Walt Sumner vs. Dallas, Dec. 28, 1969 (TD) (Playoff)
- 79 — Jim Houston vs. New York, Dec. 3, 1967 (TD)
- 75 — Brian Washington at Pittsburgh, Oct. 2, 1988 (TD)
- 70 — Johnny Brewer vs. Washington, Nov. 26, 1967 (TD)
- 68 — Mike Howell vs. Washington, Dec. 19, 1971
- 68 — Felix Wright vs. L.A. Rams, Oct. 26, 1987
- 65 — Walter Beach vs. Detroit, Nov. 15, 1964 (TD)
- 65 — Chip Banks vs. New England, Nov. 20, 1983 (TD)
- 64 — Mike Johnson vs. San Diego, Sept. 23, 1990 (TD)

# RECORDS

## LONGEST PLAYS

### Longest Fumble Returns

- 89 — Don Paul vs. Pittsburgh, Nov. 10, 1957 (TD)
- 73 — Stevon Moore at Houston, Nov. 8, 1992 (TD)
- 55 — Earnest Byner vs. Buffalo, Nov. 4, 1984 (TD)
- 54 — Len Ford vs. Philadelphia, Nov. 13, 1955
- 47 — George Young vs. Washington, Oct. 14, 1951 (TD)
- 47 — Nick Roman vs. Denver, Oct. 27, 1974
- 44 — Junior Wren vs. Chi. Cardinals, Oct. 4, 1959 (TD)
- 42 — Jerry Helluin vs. Philadelphia, Oct. 10, 1953 (TD)
- 39 — Chuck Noll vs. Green Bay, Nov. 4, 1956 (TD)
- 38 — Horace Gillom vs. Pittsburgh, Oct. 21, 1951 (TD)
- 37 — Tom James vs. Chi. Cardinals, Nov. 29, 1953 (TD)
- 37 — Vince Newsome at Washington, Oct. 13, 1991 (TD)

### Longest Field Goals

- 60 — Steve Cox vs. Cincinnati, Oct. 21, 1984
- 58 — Steve Cox vs. Denver, Dec. 4, 1983
- 57 — Don Cockroft vs. Denver, Oct. 29, 1972
- 55 — Matt Stover at Houston, Nov. 17, 1991
- 53 — Matt Stover at Houston, Dec. 12, 1993
- 52 — Matt Bahr at Minnesota, Oct. 26, 1986
- 52 — Matt Bahr vs. L.A. Raiders, Jan. 8, 1983 (Playoff)
- 52 — Lou Groza vs. Los Angeles, Dec. 23, 1951 (Playoff)
- 52 — Lou Groza vs. N.Y. Giants, Oct. 12, 1952
- 51 — Lou Groza vs. Chi. Cardinals, Dec. 16, 1956
- 51 — Lou Groza vs. Pittsburgh, Oct. 28, 1962
- 51 — Don Cockroft vs. St. Louis, Oct. 28, 1979
- 51 — Matt Stover vs. Pittsburgh, Oct. 11, 1992
- 50 — Lou Groza vs. Pittsburgh, Nov. 22, 1953
- 50 — Don Cockroft vs. St. Louis, Dec. 14, 1968
- 50 — Don Cockroft vs. Pittsburgh, Oct. 10, 1976
- 50 — Matt Bahr vs. Cincinnati, Oct. 21, 1984
- 50 — Matt Bahr at Miami, Oct. 8, 1989
- 50 — Matt Stover vs. Philadelphia, Nov. 10, 1991



## INDIVIDUAL RECORDS

### SERVICE

#### Most Seasons

- 17 Lou Groza (1950-59, 61-67)
- 16 Clay Matthews (1978-93)
- 15 Gene Hickerson (1958-60, 62-73)

#### Most Consecutive Seasons

- 16 Clay Matthews (1978-93)
- 14 Doug Dieken (1971-84)
- 13 Don Cockroft (1968-80)
- 13 Jim Houston (1960-72)
- 13 Dick Schafrath (1959-71)
- 13 Clarence Scott (1971-83)
- 13 Ozzie Newsome (1978-90)
- 12 Gene Hickerson (1962-73)
- 12 Walter Johnson (1965-76)
- 12 Ray Renfro (1952-63)
- 12 Jerry Sherk (1970-81)

#### Most Games

- 232 Clay Matthews (1978-93)
- 216 Lou Groza (1950-59, 61-67)
- 203 Doug Dieken (1971-84)
- 202 Gene Hickerson (1958-60, 62-73)

#### Most Consecutive Games

- 203 Doug Dieken (1971-84)
- 188 Don Cockroft (1968-80)
- 178 Clarence Scott (1971-83)
- 168 Walter Johnson (1965-76)
- 165 Gene Hickerson (1962-73)

#### Most Consecutive Starts

- 194 Doug Dieken (1971-84)

### SCORING

#### Most Points - Career

- 1,345 Lou Groza (1950-59, 61-67); 233 FG, 640 PAT, 1 TD
- 1,080 Don Cockroft (1968-80); 216 FG, 432 PAT
- 756 Jim Brown (1957-65); 126 TD
- 677 Matt Bahr (1981-89); 143 FG, 248 PAT
- 540 Leroy Kelly (1964-73); 90 TD

#### Most Points - Season

- 126 Jim Brown (1965); 21 TD
- 120 Leroy Kelly (1968); 20 TD
- 115 Lou Groza (1964); 22 FG, 49 PAT
- 110 Matt Stover (1994); 26 FG, 32 PAT
- 108 Jim Brown (1962); 18 TD
- 108 Jim Brown (1958); 18 TD
- 108 Lou Groza (1953); 23 FG, 39 PAT

#### Most Points - Game

- 36 Dub Jones (11/25/1951 vs. Chicago Bears); 6 TD
- 30 Jim Brown (11/01/1959 at Baltimore Colts); 5 TD
- 24 Eric Metcalf (09/20/1992 at Los Angeles Raiders); 4 TD
- 24 Leroy Kelly (12/01/1968 vs. New York Giants); 4 TD
- 24 Jim Brown (11/28/1965 at Pittsburgh Steelers); 4 TD
- 24 Jim Brown (11/18/1962 vs. St. Louis Cardinals); 4 TD
- 24 Jim Brown (11/19/1961 vs. Philadelphia Eagles); 4 TD
- 24 Jim Brown (10/26/1958 at Chicago Cardinals); 4 TD
- 24 Jim Brown (11/24/1957 vs. Los Angeles Rams); 4 TD

#### Most Consecutive Games Scoring

- 107 Lou Groza (1950) 9 - (1959) 2

#### Most Seasons, 100 or More Points

- 3 Jim Brown (1958, 62, 65)

#### Most Total TDs - Career

- 126 Jim Brown (1957-65); 106 Rush, 20 Recv
- 90 Leroy Kelly (1964-73); 74 Rush, 13 Recv, 3 Ret
- 70 Gary Collins (1962-71); 70 Recv
- 55 Ray Renfro (1952-63); 4 Rush, 50 Recv, 1 Ret
- 54 Kevin Mack (1985-93); 46 Rush, 8 Recv

#### Most Total TDs - Season

- 21 Jim Brown (1965); 17 Rush, 4 Recv
- 20 Leroy Kelly (1968); 16 Rush, 4 Recv
- 18 Jim Brown (1962); 13 Rush, 5 Recv
- 18 Jim Brown (1958); 17 Rush, 1 Recv
- 16 Leroy Kelly (1966); 15 Rush, 1 Recv

#### Most Total TDs - Game

- 6 Dub Jones (11/25/1951 vs. Chicago Bears); 4 Rush, 2 Recv
- 5 Jim Brown (11/01/1959 at Baltimore Colts); 5 Rush
- 4 Eric Metcalf (09/20/1992 at Los Angeles Raiders); 1 Rush, 3 Recv
- 4 Leroy Kelly (12/01/1968 vs. New York Giants); 4 Rush
- 4 Jim Brown (11/28/1965 at Pittsburgh Steelers); 3 Rush, 1 Recv
- 4 Jim Brown (11/18/1962 vs. St. Louis Cardinals); 4 Rush

# RECORDS

## INDIVIDUAL RECORDS

- 4 Jim Brown (11/19/1961 vs. Philadelphia Eagles); 4 Rush
- 4 Jim Brown (10/26/1958 at Chicago Cardinals); 4 Rush
- 4 Jim Brown (11/24/1957 vs. Los Angeles Rams); 4 Rush

### Most Consecutive Games Scoring Touchdowns

- 10 Jim Brown (1965)
- 9 Leroy Kelly (1968)

### Most Return TDs - Career

- 7 Eric Metcalf (1989-94)
- 6 Bobby Mitchell (1958-61)
- 5 Warren Lahr (1950-59)
- 5 Ken Konz (1953-59)
- 4 Bernie Parrish (1959-66)

### Most Return TDs - Season

- 2 Eric Metcalf (1994)
- 2 Eric Metcalf (1993)
- 2 David Brandon (1992)
- 2 Eric Metcalf (1990)
- 2 Thane Gash (1989)
- 2 David Grayson (1989)
- 2 Gerald McNeil (1986)
- 2 Jim Houston (1967)
- 2 Leroy Kelly (1965)
- 2 Bobby Mitchell (1961)
- 2 Bobby Franklin (1960)
- 2 Bobby Mitchell (1958)
- 2 Ken Konz (1954)
- 2 Warren Lahr (1951)
- 2 Warren Lahr (1950)

### Most Return TDs - Game

- 2 Eric Metcalf (10/24/1993 vs. Pittsburgh Steelers)
- 2 David Grayson (09/10/1989 at Pittsburgh Steelers)
- 2 Bobby Franklin (12/11/1960 vs. Chicago Bears)
- 2 Bobby Mitchell (11/23/1958 vs. Philadelphia Eagles)

### Most Extra Points - Career

- 640 Lou Groza (1950-59, 61-67)
- 432 Don Cockroft (1968-80)
- 248 Matt Bahr (1981-89)
- 149 Matt Stover (1991-95)
- 44 Sam Baker (1960-61)

### Most Extra Points - Season

- 51 Lou Groza (1966)
- 49 Lou Groza (1964)
- 46 Don Cockroft (1968)
- 45 Don Cockroft (1969)
- 45 Lou Groza (1965)

### Most Extra Points - Game

- 8 Lou Groza (12/06/1953 vs. New York Giants)
- 7 Lou Groza (12/04/1966 vs. New York Giants)
- 7 Lou Groza (12/12/1964 at New York Giants)
- 7 Lou Groza (10/19/1952 at Philadelphia Eagles)
- 7 Lou Groza (12/02/1951 vs. Chicago Cardinals)

### Most Consecutive Extra Points Made

- 138 Lou Groza (1963-66)

### Most Field Goals - Career

- 233 Lou Groza (1950-59, 61-67)
- 216 Don Cockroft (1968-80)
- 143 Matt Bahr (1981-89)
- 108 Matt Stover (1991-95)
- 14 Jerry Kauric (1990)

### Most Field Goals - Season

- 29 Matt Stover (1995)
- 26 Matt Stover (1994)
- 24 Matt Bahr (1988)
- 24 Matt Bahr (1984)
- 23 Lou Groza (1953)

### Most Field Goals - Game

- 5 Matt Stover (10/29/1995 at Cincinnati Bengals)
- 5 Don Cockroft (10/19/1975 at Denver Broncos)

### Most Consecutive Games Field Goal Made

- 14 Lou Groza (1950) 10 (1951) 4

### Most Consecutive Field Goals Made

- 23 Matt Stover (1994) 20 (1995) 3
- 16 Don Cockroft (1974) 11 (1975) 5

### Highest Field Goal Pct - Career (minimum 50 attempts)

- 81.20 Matt Stover (1991-95); 133-108
- 74.09 Matt Bahr (1981-89); 193-143
- 65.85 Don Cockroft (1968-80); 328-216
- 58.10 Lou Groza (1950-59, 61-67); 401-233



## INDIVIDUAL RECORDS

### Highest Field Goal Pct - Season (minimum 14 attempts)

92.86	Matt Stover (1994); 28-26
90.63	Matt Stover (1995); 32-29
88.46	Lou Groza (1953); 26-23
87.50	Matt Bahr (1983); 24-21
87.50	Don Cockroft (1974); 16-14

### Most Safeties - Career

2	Walter Johnson (1965-76)
---	--------------------------

### Most Safeties - Season

1	by 11 players; most recent Anthony Pleasant (1993)
---	--

## RUSHING

### Most Rushing Attempts - Career

2,359	Jim Brown (1957-65)
1,727	Leroy Kelly (1964-73)
1,593	Mike Pruitt (1976-84)
1,291	Kevin Mack (1985-93)
1,158	Greg Pruitt (1973-81)

### Most Rushing Attempts - Season

305	Jim Brown (1961)
293	Mike Pruitt (1983)
291	Jim Brown (1963)
290	Jim Brown (1959)
289	Jim Brown (1965)

### Most Rushing Attempts - Game

37	Jim Brown (10/04/1959 at Chicago Cardinals)
34	Jim Brown (11/19/1961 vs. Philadelphia Eagles)
34	Jim Brown (10/12/1958 vs. Chicago Cardinals)
33	Jim Brown (12/13/1959 at Philadelphia Eagles)
32	Larry Mason (10/04/1987 at New England Patriots)
32	Mike Pruitt (12/03/1981 at Houston Oilers)
32	Jim Brown (11/01/1959 at Baltimore Colts)

### Most Rushing Yards - Career

12,312	Jim Brown (1957-65)
7,274	Leroy Kelly (1964-73)
6,540	Mike Pruitt (1976-84)
5,496	Greg Pruitt (1973-81)
5,123	Kevin Mack (1985-93)

### Most Rushing Yards - Season

1,863	Jim Brown (1963)
1,544	Jim Brown (1965)
1,527	Jim Brown (1958)
1,446	Jim Brown (1964)
1,408	Jim Brown (1961)

### Most Rushing Yards - Game

237	Jim Brown (11/19/1961 vs. Philadelphia Eagles)
237	Jim Brown (11/24/1957 vs. Los Angeles Rams)
232	Jim Brown (09/22/1963 at Dallas Cowboys)
232	Bobby Mitchell (11/15/1959 at Washington Redskins)
223	Jim Brown (11/03/1963 at Philadelphia Eagles)
214	Greg Pruitt (12/14/1975 vs. Kansas City Chiefs)
191	Greg Pruitt (10/17/1976 at Atlanta Falcons)
188	Earnest Byner (12/16/1984 at Houston Oilers)
188	Jim Brown (10/18/1964 at Dallas Cowboys)
188	Marion Motley (10/29/1950 vs. Pittsburgh Steelers)

### Most Seasons 1,000 or More Yards Rushing

7	Jim Brown (1958-61, 63-65)
4	Mike Pruitt (1979-81, 83)

### Most Games 100 or More Yards Rushing - Career

58	Jim Brown (1957-65)
----	---------------------

### Most Games 100 or More Yards Rushing - Season

8	Jim Brown (1958, 63)
---	----------------------

### Most Consecutive 100-Yard Rushing Games

6	Jim Brown (1958)
5	Jim Brown (1961)

### Most Rushing TDs - Career

106	Jim Brown (1957-65)
74	Leroy Kelly (1964-73)
47	Mike Pruitt (1976-84)
46	Kevin Mack (1985-93)
33	Otto Graham (1950-55)

### Most Rushing TDs - Season

17	Jim Brown (1965)
17	Jim Brown (1958)
16	Leroy Kelly (1968)
15	Leroy Kelly (1966)
14	Jim Brown (1959)

### Most Rushing TDs - Game

5	Jim Brown (11/01/1959 at Baltimore Colts)
4	Leroy Kelly (12/01/1968 vs. New York Giants)
4	Jim Brown (11/18/1962 vs. St. Louis Cardinals)
4	Jim Brown (11/19/1961 vs. Philadelphia Eagles)
4	Jim Brown (10/26/1958 at Chicago Cardinals)
4	Jim Brown (11/24/1957 vs. Los Angeles Rams)
4	Dub Jones (11/25/1951 vs. Chicago Bears)

# RECORDS

## INDIVIDUAL RECORDS

### Most Consecutive Games with Rushing TD

- 9 Leroy Kelly (1968)
- 7 Jim Brown (1957) 1 (1958) 6 and (1962) 2 (1963) 5

### Best Rushing Average - Career (minimum 500 attempts)

- 5.22 Jim Brown (1957-65); 2,359-12,312
- 4.80 Ernie Green (1962-68); 668-3,204
- 4.75 Greg Pruitt (1973-81); 1,158-5,496
- 4.21 Leroy Kelly (1964-73); 1,727-7,274
- 4.19 Cleo Miller (1975-82); 546-2,286

### Best Rushing Average - Season (minimum 150 attempts)

- 6.40 Jim Brown (1963); 291-1,863
- 5.94 Jim Brown (1958); 257-1,527
- 5.85 Jim Brown (1960); 215-1,257
- 5.46 Leroy Kelly (1966); 209-1,141
- 5.45 Greg Pruitt (1978); 176-960

### Best Rushing Average - Game (minimum 11 attempts)

- 17.09 Marion Motley (10/29/1950 vs. Pittsburgh Steelers); 11-188
- 16.57 Bobby Mitchell (11/15/1959 at Washington Redskins); 14-232
- 13.36 Bobby Mitchell (10/12/1958 vs. Chicago Cardinals); 11-147
- 11.67 Bobby Mitchell (12/03/1961 at Dallas Cowboys); 12-140
- 11.60 Jim Brown (09/22/1963 at Dallas Cowboys); 20-232

## PASSING

### Most Pass Attempts - Career

- 3,439 Brian Sipe (1973-83)
- 3,150 Bernie Kosar (1985-93)
- 1,755 Frank Ryan (1962-68)
- 1,565 Otto Graham (1950-55)
- 1,317 Mike Phipps (1970-76)

### Most Pass Attempts - Season

- 567 Brian Sipe (1981)
- 554 Brian Sipe (1980)
- 535 Brian Sipe (1979)
- 531 Bernie Kosar (1986)
- 513 Bernie Kosar (1989)

### Most Pass Attempts - Game

- 57 Brian Sipe (09/07/1981 vs. San Diego Chargers)
- 54 Eric Zeier (11/05/1995 vs. Houston Oilers)
- 53 Brian Sipe (09/13/1981 vs. Houston Oilers)
- 50 Bernie Kosar (11/10/1986 vs. Miami Dolphins)
- 49 Bernie Kosar (12/22/1991 at Pittsburgh Steelers)

- 49 Brian Sipe (10/16/1983 at Pittsburgh Steelers)
- 49 Otto Graham (10/04/1952 at Pittsburgh Steelers)

### Most Pass Completions - Career

- 1,944 Brian Sipe (1973-83)
- 1,853 Bernie Kosar (1985-93)
- 907 Frank Ryan (1962-68)
- 872 Otto Graham (1950-55)
- 689 Bill Nelsen (1968-72)

### Most Pass Completions - Season

- 337 Brian Sipe (1980)
- 313 Brian Sipe (1981)
- 310 Bernie Kosar (1986)
- 307 Bernie Kosar (1991)
- 303 Bernie Kosar (1989)

### Most Pass Completions - Game

- 33 Brian Sipe (12/05/1982 vs. San Diego Chargers)
- 32 Bernie Kosar (11/10/1986 vs. Miami Dolphins)
- 31 Brian Sipe (09/07/1981 vs. San Diego Chargers)
- 30 Brian Sipe (10/25/1981 vs. Baltimore Colts)
- 30 Brian Sipe (12/07/1980 vs. New York Jets)

### Highest Completion Pct - Career (minimum 750 attempts)

- 58.83 Bernie Kosar (1985-93); 3,150-1,853
- 57.89 Milt Plum (1957-61); 1,083-627
- 57.59 Vinny Testaverde (1993-95); 969-558
- 56.53 Brian Sipe (1973-83); 3,439-1,944
- 55.72 Otto Graham (1950-55); 1,565-872

### Highest Completion Pct - Season (minimum 200 attempts)

- 64.73 Otto Graham (1953); 258-167
- 62.15 Bernie Kosar (1991); 494-307
- 61.95 Bernie Kosar (1987); 389-241
- 60.88 Vinny Testaverde (1995); 363-221
- 60.83 Brian Sipe (1980); 554-337

### Highest Completion Pct - Game (minimum 15 attempts)

- 91.30 Vinny Testaverde (12/26/1993 at Los Angeles Rams); 23-21
- 82.61 Bernie Kosar (12/06/1992 vs. Cincinnati Bengals); 23-19
- 82.35 George Ratterman (10/06/1956 at Pittsburgh Steelers); 17-14
- 82.14 Brian Sipe (10/24/1976 vs. San Diego Chargers); 28-23



## INDIVIDUAL RECORDS

81.82 Bernie Kosar (11/05/1989 at Tampa Bay Buccaneers); 22-18

### Most Consecutive Pass Completions

- 16 Bernie Kosar (10-29-89 vs. Houston Oilers through 11-5-89 at Tampa Bay Buccaneers)
- 15 Vinny Testaverde (12-26-93 at Los Angeles Rams through 1-2-94 at Pittsburgh Steelers)
- 14 Brian Sipe (12-5-82 vs. San Diego Chargers)
- 13 Paul McDonald (10-28-84 vs. New Orleans Saints)
- 13 Brian Sipe (9-28-80 vs. Tampa Bay Buccaneers)

### Most Passing Yards - Career

- 23,713 Brian Sipe (1973-83)
- 21,904 Bernie Kosar (1985-93)
- 13,499 Otto Graham (1950-55)
- 13,361 Frank Ryan (1962-68)
- 9,725 Bill Nelsen (1968-72)

### Most Passing Yards - Season

- 4,132 Brian Sipe (1980)
- 3,876 Brian Sipe (1981)
- 3,854 Bernie Kosar (1986)
- 3,793 Brian Sipe (1979)
- 3,566 Brian Sipe (1983)

### Most Passing Yards - Game

- 444 Brian Sipe (10/25/1981 vs. Baltimore Colts)
- 414 Bernie Kosar (11/23/1986 vs. Pittsburgh Steelers)
- 401 Bernie Kosar (11/10/1986 vs. Miami Dolphins)
- 401 Otto Graham (10/04/1952 at Pittsburgh Steelers)
- 391 Brian Sipe (10/19/1980 vs. Green Bay Packers)
- 375 Brian Sipe (09/07/1981 vs. San Diego Chargers)
- 369 Otto Graham (10/15/1950 vs. Chicago Cardinals)
- 367 Frank Ryan (12/17/1966 at St. Louis Cardinals)
- 358 Brian Sipe (11/18/1979 vs. Miami Dolphins)
- 353 Bernie Kosar (12/10/1989 at Indianapolis Colts)

### Most Passing TDs - Career

- 154 Brian Sipe (1973-83)
- 134 Frank Ryan (1962-68)
- 116 Bernie Kosar (1985-93)
- 88 Otto Graham (1950-55)
- 71 Bill Nelsen (1968-72)

### Most Passing TDs - Season

- 30 Brian Sipe (1980)
- 29 Frank Ryan (1966)
- 28 Brian Sipe (1979)
- 26 Brian Sipe (1983)
- 25 Frank Ryan (1964)
- 25 Frank Ryan (1963)

### Most Passing TDs - Game

- 5 Brian Sipe (10/07/1979 vs. Pittsburgh Steelers)
- 5 Bill Nelsen (11/02/1969 vs. Dallas Cowboys)
- 5 Frank Ryan (12/12/1964 at New York Giants)

### Most Consecutive Games TD Pass

- 23 Frank Ryan (1965) 1 (1967) 8
- 18 Milt Plum (1959) 1 (1961) 5

### Highest QB Rating - Career

#### (minimum 750 attempts)

- 89.93 Milt Plum (1957-61)
- 81.64 Bernie Kosar (1985-93)
- 81.43 Frank Ryan (1962-68)
- 80.18 Vinny Testaverde (1993-95)
- 78.17 Otto Graham (1950-55)

### Highest QB Rating - Season

#### (minimum 200 attempts)

- 110.37 Milt Plum (1960)
- 99.66 Otto Graham (1953)
- 95.41 Bernie Kosar (1987)
- 91.37 Brian Sipe (1980)
- 90.59 Frank Ryan (1963)

### Highest QB Rating - Game

#### (minimum 15 attempts)

- 158.33 Brian Sipe (10/29/1978 vs. Buffalo Bills)
- 158.33 Otto Graham (10/10/1954 vs. Chicago Cardinals)
- 154.86 Milt Plum (11/13/1960 vs. St. Louis Cardinals)
- 153.94 Milt Plum (10/25/1959 vs. Washington Redskins)
- 150.57 Brian Sipe (11/19/1978 at Baltimore Colts)

### Most Passes Intercepted - Career

- 149 Brian Sipe (1973-83)
- 94 Otto Graham (1950-55)
- 88 Frank Ryan (1962-68)
- 81 Mike Phipps (1970-76)
- 81 Bernie Kosar (1985-93)

# RECORDS

## INDIVIDUAL RECORDS

### Most Passes Intercepted - Season

- 26 Brian Sipe (1979)
- 25 Brian Sipe (1981)
- 24 Otto Graham (1952)
- 23 Paul McDonald (1984)
- 23 Brian Sipe (1983)
- 23 Bill Nelsen (1971)

### Most Passes Intercepted - Game

- 6 Brian Sipe (10/16/1983 at Pittsburgh Steelers)
- 6 Brian Sipe (11/22/1981 vs. Pittsburgh Steelers)
- 5 Frank Ryan (11/06/1966 at Pittsburgh Steelers)
- 5 Otto Graham (10/17/1954 at Pittsburgh Steelers)

### Most Consecutive Attempts Without an Interception

- 308\* Bernie Kosar (1990-91)
- 208 Milt Plum (1959-60)

### Lowest Interception Pct - Career

#### (minimum 750 attempts)

- 2.57 Bernie Kosar (1985-93); 3,150-1,853
- 3.60 Milt Plum (1957-61); 1,083-627
- 3.72 Vinny Testaverde (1993-95); 969-558
- 4.33 Brian Sipe (1973-83); 3,439-1,944
- 4.82 Paul McDonald (1980-85); 767-411

### Lowest Interception Pct - Season

#### (minimum 200 attempts)

- 1.82 Bernie Kosar (1991); 494-307
- 1.88 Bernie Kosar (1986); 531-310
- 2.00 Milt Plum (1960); 250-151
- 2.31 Bernie Kosar (1987); 389-241
- 2.48 Vinny Testaverde (1995); 363-221

## RECEIVING

### Most Receptions - Career

- 662 Ozzie Newsome (1978-90)
- 331 Gary Collins (1962-71)
- 323 Greg Pruitt (1973-81)
- 315 Brian Brennan (1984-91)
- 310 Reggie Rucker (1975-81)

### Most Receptions - Season

- 89 Ozzie Newsome (1984)
- 89 Ozzie Newsome (1983)
- 69 Ozzie Newsome (1981)
- 66 Kevin Johnson (1999)
- 65 Webster Slaughter (1989)
- 65 Greg Pruitt (1981)

### Most Receptions - Game

- 14 Ozzie Newsome (10/14/1984 vs. New York Jets)
- 11 Webster Slaughter (12/22/1991 at Pittsburgh Steelers)
- 11 Mac Speedie (11/09/1952 vs. Chicago Cardinals)

### Most Consecutive Games with Reception

- 150 Ozzie Newsome (1979) 9 (1989) 7
- 53 Mike Pruitt (1979) 7 (1983) 5

### Most Receiving Yards - Career

- 7,980 Ozzie Newsome (1978-90)
- 5,508 Ray Renfro (1952-63)
- 5,299 Gary Collins (1962-71)
- 5,210 Paul Warfield (1964-69, 76-77)
- 4,953 Reggie Rucker (1975-81)

### Most Receiving Yards - Season

- 1,236 Webster Slaughter (1989)
- 1,067 Paul Warfield (1968)
- 1,002 Ozzie Newsome (1981)
- 1,001 Ozzie Newsome (1984)
- 986 Kevin Johnson (1999)

### Most Receiving Yards - Game

- 191 Ozzie Newsome (10/14/1984 vs. New York Jets)
- 186 Webster Slaughter (10/23/1989 vs. Chicago Bears)
- 184 Webster Slaughter (10/29/1989 vs. Houston Oilers)
- 182 Darrell Brewster (12/06/1953 vs. New York Giants)
- 177 Eric Metcalf (09/20/1992 at Los Angeles Raiders)
- 177 Reggie Rucker (11/18/1979 vs. Miami Dolphins)
- 177 Gern Nagler (11/20/1960 at Pittsburgh Steelers)
- 176 Brian Brennan (12/21/1986 vs. San Diego Chargers)
- 173 Andre Rison (10/29/1995 at Cincinnati Bengals)
- 171 Derrick Alexander (12/04/1994 vs. New York Giants)

### Most Seasons 50 or More Receptions

- 6 Ozzie Newsome (1979-81, 83-85)
- 3 Gary Collins (1965-66, 69)
- 3 Webster Slaughter (1989-91)
- 3 Eric Metcalf (1989-90, 93)

\*NFL record.



## INDIVIDUAL RECORDS

### Highest Receiving Average - Career (minimum 100 receptions)

- 19.60 Ray Renfro (1952-63); 281-5,508
- 19.23 Paul Warfield (1964-69, 76-77); 271-5,210
- 18.44 Ricky Feacher (1976-84); 113-2,084

### Highest Receiving Average - Season (minimum 20 receptions)

- 28.05 Ray Renfro (1957); 21-589
- 23.88 Ray Renfro (1958); 24-573
- 22.55 Ricky Feacher (1981); 29-654

### Highest Receiving Average - Game (minimum 3 receptions)

- 52.33 Rich Kreitling (10/02/1960 vs. Pittsburgh Steelers); 3-157
- 48.67 Clarence Weathers (10/13/1985 at Houston Oilers); 3-146
- 46.00 Webster Slaughter (10/29/1989 vs. Houston Oilers); 4-184

### Most Receiving TDs - Career

- 70 Gary Collins (1962-71)
- 52 Paul Warfield (1964-69, 76-77)
- 50 Ray Renfro (1952-63)
- 47 Ozzie Newsome (1978-90)
- 33 Dante Lavelli (1950-56)

### Most Receiving TDs - Season

- 13 Gary Collins (1963)
- 12 Paul Warfield (1968)
- 12 Gary Collins (1966)
- 11 Gary Collins (1969)
- 10 Paul Warfield (1969)
- 10 Gary Collins (1965)

### Most Receiving TDs - Game

- 3 Eric Metcalf (09/20/1992 at Los Angeles Raiders)
- 3 Calvin Hill (11/19/1978 at Baltimore Colts)
- 3 Larry Poole (11/13/1977 at Pittsburgh Steelers)
- 3 Reggie Rucker (09/12/1976 vs. New York Jets)
- 3 Gary Collins (10/20/1963 vs. Philadelphia Eagles)
- 3 Ray Renfro (11/22/1959 vs. Pittsburgh Steelers)
- 3 Darrell Brewster (12/06/1953 vs. New York Giants)
- 3 Mac Speedie (12/02/1951 vs. Chicago Cardinals)

### Most Consecutive Games with TD Reception

- 7 Gary Collins (1963) 2 (1964) 5
- 6 Paul Warfield (1968)

## INTERCEPTIONS

### Most Passes Intercepted - Career

- 45 Thom Darden (1972-74, 76-81)
- 40 Warren Lahr (1950-59)
- 39 Clarence Scott (1971-83)
- 30 Ken Konz (1953-59)
- 29 Bernie Parrish (1959-66)

### Most Passes Intercepted - Season

- 10 Thom Darden (1978)
- 9 Eric Turner (1994)
- 9 Felix Wright (1989)
- 9 Tommy James (1950)

### Most Passes Intercepted - Game

- 3 Stevon Moore (09/17/1995 at Houston Oilers)
- 3 Frank Minnifield (11/22/1987 at Houston Oilers)
- 3 Hanford Dixon (12/19/1982 vs. Pittsburgh Steelers)
- 3 Ron Bolton (11/27/1977 vs. Los Angeles Rams)
- 3 Ross Fichtner (10/23/1966 vs. Dallas Cowboys)
- 3 Bernie Parrish (12/03/1961 at Dallas Cowboys)
- 3 Bobby Franklin (12/11/1960 vs. Chicago Bears)
- 3 Tommy James (11/01/1953 vs. Washington Redskins)
- 3 Tommy James (11/05/1950 at Chicago Cardinals)

### Most Interception Return Yards - Career

- 820 Thom Darden (1972-74, 1976-81)
- 581 Ross Fichtner (1960-67)
- 557 Bernie Parrish (1959-66)
- 530 Warren Lahr (1950-59)
- 469 Felix Wright (1985-90)

### Most Interception Return Yards - Season

- 238 Bernie Parrish (1960)
- 200 Thom Darden (1978)
- 199 Eric Turner (1994)
- 190 Don Paul (1956)
- 162 Ben Davis (1968)

# RECORDS

## INDIVIDUAL RECORDS

### Most Interception Return Yards - Game

- 115 Bernie Parrish (12/11/1960 vs. Chicago Bears)
- 108 Felix Wright (10/26/1987 vs. Los Angeles Rams)
- 101 Eric Turner (09/18/1994 vs. Arizona Cardinals)
- 98 Ross Fichtner (10/23/1966 vs. Dallas Cowboys)
- 97 Najee Mustafaa (10/10/1993 vs. Miami Dolphins)

### Highest Avg. Gain on Interceptions - Career (minimum 10 int.)

- 23.00 Erich Barnes (1965-71); 18-414
- 21.73 Oliver Davis (1977-80); 11-239
- 21.52 Ross Fichtner (1960-67); 27-581

### Highest Avg. Gain on Interceptions - Season (minimum 3 int.)

- 39.67 Bernie Parrish (1960); 6-238
- 38.00 Felix Wright (1987); 4-152
- 34.67 Brian Washington (1988); 3-104

### Highest Avg. Gain on Interceptions - Game (2 int.)

- 57.50 Bernie Parrish (12/11/1960 vs. Chicago Bears); 2-115
- 54.00 Felix Wright (10/26/1987 vs. Los Angeles Rams); 2-108
- 50.50 Eric Turner (09/18/1994 vs. Arizona Cardinals); 2-101

### Most TDs on Interceptions - Career

- 5 Warren Lahr (1950-59)
- 4 Ken Konz (1953-59)
- 3 Bernie Parrish (1959-66)
- 3 Jim Houston (1960-72)
- 3 Ross Fichtner (1960-67)
- 3 Erich Barnes (1965-71)

### Most TDs on Interceptions - Season

- 2 Thane Gash (1989)
- 2 Jim Houston (1967)
- 2 Bobby Franklin (1960)
- 2 Ken Konz (1954)
- 2 Warren Lahr (1951)
- 2 Warren Lahr (1950)

### Most TDs on Interceptions - Game

- 2 Bobby Franklin (12/11/1960 vs. Chicago Bears)

### Most Punts - Season

- 106 Chris Gardocki (1999)
- 97 Bryan Wagner (1989)
- 90 Don Cockroft (1974)
- 83 Jeff Gossett (1986)
- 82 Brian Hansen (1993)
- 82 Don Cockroft (1975)
- 82 Don Cockroft (1973)

### Most Punts - Game

- 12 Bryan Wagner (11/19/1989 vs. Kansas City Chiefs)
- 12 Horace Gillom (12/03/1950 vs. Philadelphia Eagles)
- 11 Don Cockroft (10/15/1972 vs. Chicago Bears)
- 11 Gary Collins (12/12/1965 at Los Angeles Rams)
- 11 Horace Gillom (10/04/1953 at Chicago Cardinals)

### Most Punt Yards - Career

- 26,262 Don Cockroft (1968-80)
- 16,872 Horace Gillom (1950-56)
- 13,764 Gary Collins (1962-71)
- 10,317 Jeff Gossett (1983, 85-87)
- 10,112 Brian Hansen (1991-93)

### Most Punt Yards - Season

- 4,645 Chris Gardocki (1999)
- 3,817 Bryan Wagner (1989)
- 3,643 Don Cockroft (1974)
- 3,632 Brian Hansen (1993)
- 3,498 Don Cockroft (1972)

### Most Punt Yards - Game

- 510 Horace Gillom (12/03/1950 vs. Philadelphia Eagles)
- 497 Gary Collins (12/12/1965 at Los Angeles Rams)
- 480 Don Cockroft (10/15/1972 vs. Chicago Bears)
- 468 Horace Gillom (10/04/1953 at Chicago Cardinals)
- 463 Bryan Wagner (11/19/1989 vs. Kansas City Chiefs)

### Best Gross Punting Average - Career (minimum 50 attempts)

- 43.82 Horace Gillom (1950-56); 385-16,872
- 42.85 Brian Hansen (1991-93); 236-10,112
- 42.64 Sam Baker (1960-61); 108-4,605
- 42.02 Steve Cox (1981-84); 190-7,984
- 41.69 Tom Tupa (1993-95); 139-5,795

## PUNTING

### Most Punts - Career

- 651 Don Cockroft (1968-80)
- 385 Horace Gillom (1950-56)
- 336 Gary Collins (1962-71)
- 253 Jeff Gossett (1983, 85-87)
- 236 Brian Hansen (1991-93)



## INDIVIDUAL RECORDS

### Best Gross Punting Average - Season (minimum 35 attempts)

- 46.69 Gary Collins (1965); 65-3,035
- 45.69 Horace Gillom (1952); 61-2,787
- 45.49 Horace Gillom (1951); 73-3,321
- 44.29 Brian Hansen (1993); 82-3,632
- 43.81 Horace Gillom (1953); 63-2,760

### Best Gross Punting Average - Game

- 58.00 Johnny Evans (12/03/1978 at Seattle Seahawks); 1-58
- 56.50 Sam Baker (11/13/1960 vs. St. Louis Cardinals); 2-113
- 54.75 Horace Gillom (11/28/1954 at New York Giants); 4-219
- 54.33 Gary Collins (10/17/1965 vs. Dallas Cowboys); 6-326
- 54.00 Dave Mays (09/26/1976 at Denver Broncos); 1-54

### Most Punts Inside 20 YDL - Career

- 63 Brian Hansen (1991-93)
- 59 Jeff Gossett (1983, 85-87)
- 45 Bryan Wagner (1989-90)
- 43 Tom Tupa (1993-95)
- 38 Steve Cox (1981-84)

### Most Punts Inside 20 YDL - Season

- 32 Bryan Wagner (1989)
- 28 Brian Hansen (1992)
- 27 Tom Tupa (1994)
- 21 Jeff Gossett (1986)
- 21 Greg Coleman (1977)

## PUNT RETURNS

### Most Punt Returns - Career

- 161 Gerald McNeil (1986-89)
- 127 Eric Metcalf (1989-94)
- 111 Dino Hall (1979-83)
- 94 Leroy Kelly (1964-73)
- 78 Keith Wright (1978-80)

### Most Punt Returns - Season

- 49 Gerald McNeil (1989)
- 44 Eric Metcalf (1992)
- 40 Gerald McNeil (1986)
- 39 Dino Hall (1983)
- 38 Gerald McNeil (1988)

### Most Punt Returns - Game

- 7 Eric Metcalf (11/08/1992 at Houston Oilers)
- 7 Gerald McNeil (11/19/1989 vs. Kansas City Chiefs)
- 7 Gerald McNeil (11/16/1986 at Los Angeles Raiders)

- 7 Gerald McNeil (10/12/1986 vs. Kansas City Chiefs)
- 7 Dino Hall (10/25/1981 vs. Baltimore Colts)
- 7 Chet Hanulak (11/07/1954 vs. Washington Redskins)

### Most Punt Return Yards - Career

- 1,545 Gerald McNeil (1986-89)
- 1,341 Eric Metcalf (1989-94)
- 990 Leroy Kelly (1964-73)
- 901 Dino Hall (1979-83)
- 659 Greg Pruitt (1973-81)

### Most Punt Return Yards - Season

- 496 Gerald McNeil (1989)
- 464 Eric Metcalf (1993)
- 429 Eric Metcalf (1992)
- 386 Gerald McNeil (1987)
- 349 Greg Pruitt (1974)

### Most Punt Return Yards - Game

- 166 Eric Metcalf (10/24/1993 vs. Pittsburgh Steelers)
- 115 Eric Metcalf (09/04/1994 at Cincinnati Bengals)
- 109 Leroy Kelly (11/28/1965 at Pittsburgh Steelers)
- 106 Gerald McNeil (09/28/1986 vs. Detroit Lions)
- 103 Gerald McNeil (12/10/1989 at Indianapolis Colts)

### Most Punt Return TDs - Career

- 5 Eric Metcalf (1989-94)
- 3 Leroy Kelly (1964-73)
- 3 Bobby Mitchell (1958-61)

### Most Punt Return TDs - Season

- 2 Eric Metcalf (1994)
- 2 Eric Metcalf (1993)
- 2 Leroy Kelly (1965)

### Most Punt Return TDs - Game

- 2 Eric Metcalf (10/24/1993 vs. Pittsburgh Steelers)

### Highest Punt Return Average - Career (minimum 50 returns)

- 11.77 Greg Pruitt (1973-81); 56-659
- 11.24 Bobby Mitchell (1958-61); 54-607
- 10.56 Eric Metcalf (1989-94); 127-1,341
- 10.53 Leroy Kelly (1964-73); 94-990
- 9.60 Gerald McNeil (1986-89); 161-1,545

# RECORDS

## INDIVIDUAL RECORDS

### Highest Punt Return Average - Season (minimum 15 returns)

- 15.59 Leroy Kelly (1965); 17-265
- 12.93 Greg Pruitt (1974); 27-349
- 12.89 Eric Metcalf (1993); 36-464
- 12.72 Ben Davis (1967); 18-229
- 11.35 Gerald McNeil (1987); 34-386

### Highest Punt Return Average - Game (minimum 3 returns)

- 28.75 Eric Metcalf (09/04/1994 at Cincinnati Bengals); 4-115
- 27.67 Eric Metcalf (10/23/1994 vs. Cincinnati Bengals); 3-83
- 27.67 Bobby Mitchell (10/08/1961 vs. Washington Redskins); 3-83
- 27.33 Greg Pruitt (10/27/1974 vs. Denver Broncos); 3-82
- 27.25 Leroy Kelly (11/28/1965 at Pittsburgh Steelers); 4-109

## KICKOFF RETURNS

### Most Kickoff Returns - Career

- 151 Dino Hall (1979-83)
- 139 Eric Metcalf (1989-94)
- 87 Glen Young (1984-85, 87-88)
- 82 Randy Baldwin (1991-94)
- 76 Leroy Kelly (1964-73)

### Most Kickoff Returns - Season

- 52 Eric Metcalf (1990)
- 50 Dino Hall (1979)
- 47 Gerald McNeil (1986)
- 44 Ronnie Powell (1999)
- 36 Dino Hall (1981)

### Most Kickoff Returns - Game

- 9 Dino Hall (10/07/1979 vs. Pittsburgh Steelers)
- 8 Dino Hall (11/25/1979 at Pittsburgh Steelers)
- 7 Dino Hall (11/29/1981 vs. Cincinnati Bengals)

### Most Kickoff Return Yards - Career

- 3,185 Dino Hall (1979-83)
- 2,806 Eric Metcalf (1989-94)
- 2,079 Glen Young (1984-85, 87-88)
- 1,872 Randy Baldwin (1991-94)
- 1,784 Leroy Kelly (1964-73)

### Most Kickoff Return Yards - Season

- 1,052 Eric Metcalf (1990)
- 1,014 Dino Hall (1979)
- 997 Gerald McNeil (1986)
- 986 Ronnie Powell (1999)
- 898 Glen Young (1985)

### Most Kickoff Return Yards - Game

- 172 Dino Hall (10/07/1979 vs. Pittsburgh Steelers)
- 169 Dino Hall (11/29/1981 vs. Cincinnati Bengals)
- 165 Eric Metcalf (12/09/1990 at Houston Oilers)
- 165 Greg Pruitt (11/03/1974 at San Diego Chargers)
- 162 Dino Hall (11/25/1979 at Pittsburgh Steelers)
- 162 Billy Lefear (12/09/1973 at Cincinnati Bengals)

### Most Kickoff Return TDs - Career

- 3 Bobby Mitchell (1958-61)
- 2 Eric Metcalf (1989-94)

### Most Kickoff Return TDs - Season

- 2 Eric Metcalf (1990)

### Most Kickoff Return TDs - Game

- 1 11 times; most recent Randy Baldwin (09/04/1994 at Cincinnati Bengals)

### Highest Kickoff Return Average - Career (minimum 50 returns)

- 26.26 Greg Pruitt (1973-81); 58-1,523
- 25.94 Walter Roberts (1964-66); 62-1,608
- 25.24 Keith Wright (1978-80); 70-1,767
- 25.00 Bobby Mitchell (1958-61); 62-1,550
- 24.35 Billy Lefear (1972-75); 60-1,461

### Highest Kickoff Return Average - Season (minimum 12 returns)

- 31.69 Billy Lefear (1975); 13-412
- 29.50 Billy Reynolds (1954); 14-413
- 28.88 Bo Scott (1969); 25-722
- 28.31 Greg Pruitt (1973); 16-453
- 27.55 Greg Pruitt (1974); 22-606

### Highest Kickoff Return Average - Game (minimum 3 returns)

- 48.33 Gerald McNeil (10/05/1986 at Pittsburgh Steelers); 3-145
- 45.67 Herman Fontenot (10/30/1988 vs. Cincinnati Bengals); 3-137
- 43.00 Keith Wright (09/02/1979 at New York Jets); 3-129
- 42.00 Ben Davis (12/10/1967 at St. Louis Cardinals); 3-126
- 41.25 Eric Metcalf (12/09/1990 at Houston Oilers); 4-165



## INDIVIDUAL RECORDS

**COMBINED NET YARDS****Combined Net Yards, Most Attempts - Career**

- 2,650 Jim Brown (1957-65); 2,359 R, 262 P, 29 PR  
 2,087 Leroy Kelly (1964-73); 1,727 R, 190 P, 94 KR, 76 PR  
 1,860 Mike Pruitt (1976-84); 1,593 R, 255 P, 12 PR

**Combined Net Yards, Most Attempts - Season**

- 353 Jim Brown (1961); 305 R, 46 P, 2 PR  
 323 Mike Pruitt (1983); 293 R, 30 P  
 323 Jim Brown (1965); 289 R, 34 P

**Combined Net Yards, Most Attempts - Game**

- 39 Mike Pruitt (12/03/1981 at Houston Oilers); 32 R, 7 P  
 39 Jim Brown (10/04/1959 at Chicago Cardinals); 37 R, 2 P  
 38 Earnest Byner (12/17/1995 vs. Cincinnati Bengals); 31 R, 7 P  
 38 Jim Brown (11/19/1961 vs. Philadelphia Eagles); 34 R, 3 P, 1 PR

**Combined Net Yards, Most Yards - Career**

- 15,459 Jim Brown (1957-65); 12,312 R, 2,499 P, 648 KR  
 12,329 Leroy Kelly (1964-73); 7,274 R, 2,281 P, 1,784 KR, 990 PR  
 10,700 Greg Pruitt (1973-81); 5,496 R, 3,022 P, 1,523 KR, 659 PR

**Combined Net Yards, Most Yards - Season**

- 2,131 Jim Brown (1963); 1,863 R, 268 P  
 2,014 Leroy Kelly (1966); 1,141 R, 366 P, 403 KR, 104 PR  
 1,932 Eric Metcalf (1993); 611 R, 539 P, 318 KR, 464 PR

**Combined Net Yards, Most Yards - Game**

- 313 Jim Brown (11/19/1961 vs. Philadelphia Eagles); 237 R, 52 P, 24 KR  
 304 Greg Pruitt (11/23/1975 vs. Cincinnati Bengals); 121 R, 106 P, 36 KR, 41 PR  
 299 Leroy Kelly (12/04/1966 vs. New York Giants); 126 R, 71 P, 102 KR

**Combined Net Yards, High Avg. - Career (minimum 500 attempts)**

- 11.94 Ozzie Newsome (1978-90); 682-8,144  
 8.87 Bobby Mitchell (1958-61); 667-5,916  
 7.89 Eric Metcalf (1989-94); 1,155-9,108

**Combined Net Yards, High Avg. - Season (minimum 100 attempts)**

- 14.32 Dino Hall (1979); 103-1,475  
 10.90 Greg Pruitt (1973); 102-1,112  
 9.77 Bobby Mitchell (1958); 128-1,250

**Combined Net Yards, High Avg. - Game (minimum 10 attempts)**

- 19.75 Eric Metcalf (10/24/1993 vs. Pittsburgh Steelers); 12-237  
 19.75 Dino Hall (10/07/1979 vs. Pittsburgh Steelers); 12-237  
 19.64 Eric Metcalf (12/09/1990 at Houston Oilers); 11-216

**SCRIMMAGE YARDS****Scrimmage Yards, Most Attempts - Career**

- 2,621 Jim Brown (1957-65); 2,359 R, 262 P, 1,917 Leroy Kelly (1964-73); 1,727 R, 190 P, 1,848 Mike Pruitt (1976-84); 1,593 R, 255 P

**Scrimmage Yards, Most Attempts - Season**

- 351 Jim Brown (1961); 305 R, 46 P  
 323 Mike Pruitt (1983); 293 R, 30 P  
 323 Jim Brown (1965); 289 R, 34 P

**Scrimmage Yards, Most Attempts - Game**

- 39 Mike Pruitt (12/03/1981 at Houston Oilers); 32 R, 7 P  
 39 Jim Brown (10/04/1959 at Chicago Cardinals); 37 R, 2 P  
 38 Earnest Byner (12/17/1995 vs. Cincinnati Bengals); 31 R, 7 P

**Scrimmage Yards, Most Yards - Career**

- 14,811 Jim Brown (1957-65); 12,312 R, 2,499 P, 9,555 Leroy Kelly (1964-73); 7,274 R, 2,281 P, 8,518 Greg Pruitt (1973-81); 5,496 R, 3,022 P

**Scrimmage Yards, Most Yards - Season**

- 2,131 Jim Brown (1963); 1,863 R, 268 P  
 1,872 Jim Brown (1965); 1,544 R, 328 P  
 1,867 Jim Brown (1961); 1,408 R, 459 P

**Scrimmage Yards, Most Yards - Game**

- 289 Jim Brown (11/19/1961 vs. Philadelphia Eagles); 237 R, 52 P  
 262 Jim Brown (09/15/1963 vs. Washington Redskins); 162 R, 100 P  
 258 Jim Brown (11/24/1957 vs. Los Angeles Rams); 237 R, 21 P

# RECORDS

## INDIVIDUAL RECORDS

### Scrimmage Yards, High Avg. - Career

(minimum 400 attempts)

- 14.81 Ray Renfro (1952-63); 418-6,190
- 11.93 Ozzie Newsome (1978-90); 680-8,115
- 8.09 Dub Jones (1950-55); 481-3,893

### Scrimmage Yards, High Avg. - Season

(minimum 100 attempts)

- 8.53 Dub Jones (1952); 108-921
- 7.93 Dub Jones (1951); 134-1,062
- 7.64 Dub Jones (1950); 101-772

### Scrimmage Yards, High Avg. - Game

(minimum 10 attempts)

- 18.42 Marion Motley (10/29/1950 vs. Pittsburgh Steelers); 12-221
- 17.70 Gern Nagler (11/20/1960 at Pittsburgh Steelers); 10-177
- 16.33 Dub Jones (11/25/1951 vs. Chicago Bears); 12-196

## QUARTERBACK SACKS

### Most Sacks - Career

- 76.5 Clay Matthews (1978-93)
- 69 Jerry Sherk (1970-81)
- 58 Walter Johnson (1965-76)

### Most Sacks - Season

- 14.5 Bill Glass (1965)
- 14 Jack Gregory (1970)
- 14 Reggie Camp (1984)

### Most Sacks - Game

- 4 Jerry Sherk (11-14-76 vs. Philadelphia)
- 4 Mack Mitchell (11-20-77 vs. New York Giants)

### Most Consecutive Games At Least One Sack

- 7 Bill Glass (1966)

### Most Sack Yards - Career

- 568 Clay Matthews (1978-92)
- 547 Jerry Sherk (1970-81)

### Most Sack Yards - Season

- 125.5 Reggie Camp (1984)

### Most Sack Yards - Game

- 39 Reggie Camp (11-25-84 vs. Houston)



Clay Matthews holds the Browns all-time career record with 76.5 sacks.



## TEAM RECORDS

### GAMES WON

#### Most Games Won, One Season (Including Postseason)

- 13 (1986)
- 12 (1994)
- 12 (1950)

#### Most Games Won - Regular Season

- 12 (1986)
- 11 (1994)
- 11 (1980)
- 11 (1965)
- 11 (1953)
- 11 (1951)

#### Most Consecutive Games Won, Start of Season

- 10 (1953)

#### Most Consecutive Home Games Won (Regular Season)

- 12 (1950-52)

#### Most Consecutive Road Games Won

- 7 (1951-52; 54-55; 71-72)

### GAMES LOST

#### Most Games Lost, One Season

- 14 (1999)
- 13 (1990)
- 11 (1995)
- 11 (1984)
- 11 (1981)
- 11 (1975)

#### Most Consecutive Games Lost

- 11 (1974-75)

#### Most Consecutive Games Lost, Start of Season

- 9 (1975)

#### Most Consecutive Games Lost, End of Season

- 6 (1999)

#### Most Consecutive Home Games Lost

- 8 (1999)

#### Most Consecutive Road Games Lost

- 11 (1974-76)

### SCORING

#### Most Points - Season

- 415 (1964); 22 FG, 49 PAT, 50 TD
- 403 (1966); 9 FG, 52 PAT, 54 TD
- 394 (1968); 18 FG, 46 PAT, 49 TD

391 (1986); 26 FG, 43 PAT, 45 TD

390 (1987); 21 FG, 45 PAT, 47 TD

#### Most Points - Game

62 (11/07/1954 vs. Washington Redskins); 2 FG, 8 PAT, 8 TD

62 (12/06/1953 vs. New York Giants); 2 FG, 8 PAT, 8 TD

52 (12/12/1964 at New York Giants); 1 FG, 7 PAT, 7 TD

51 (09/10/1989 at Pittsburgh Steelers); 3 FG, 6 PAT, 6 TD

49 (12/04/1966 vs. New York Giants); 7 PAT, 7 TD

49 (10/30/1966 at Atlanta Falcons); 7 PAT, 7 TD

49 (10/19/1952 at Philadelphia Eagles); 7 PAT, 7 TD

49 (12/02/1951 vs. Chicago Cardinals); 7 PAT, 7 TD

#### Most Points Against - Season

462 (1990); 16 FG, 56 PAT, 59 TD

437 (1999); 33 FG, 40 PAT, 49 TD

375 (1981); 21 FG, 40 PAT, 45 TD

372 (1975); 13 FG, 45 PAT, 48 TD

356 (1995); 26 FG, 34 PAT, 40 TD, 2 2PAT

356 (1978); 22 FG, 36 PAT, 42 TD

#### Most Points Against - Game

58 (12/09/1990 at Houston Oilers); 1 FG, 7 PAT, 8 TD

55 (11/12/1967 at Green Bay Packers); 2 FG, 7 PAT, 7 TD

55 (10/17/1954 at Pittsburgh Steelers); 7 PAT, 8 TD

51 (10/07/1979 vs. Pittsburgh Steelers); 1 FG, 6 PAT, 7 TD

51 (11/09/1969 at Minnesota Vikings); 3 FG, 6 PAT, 6 TD

#### Fewest Points Against - Season

144 (1950); 4 FG, 18 PAT, 19 TD

152 (1951); 4 FG, 18 PAT, 20 TD

162 (1954); 3 FG, 21 PAT, 22 TD

162 (1953); 2 FG, 20 PAT, 22 TD

172 (1957); 7 FG, 19 PAT, 22 TD

#### Most Points, Both Teams - Game

89 (12/04/1966 vs. New York Giants); 4 FG, 11 PAT, 11 TD

86 (10/07/1979 vs. Pittsburgh Steelers); 1 FG, 11 PAT, 12 TD

# RECORDS

## TEAM RECORDS

82 (12/15/1960 at New York Giants); 2 FG, 10 PAT, 11 TD

82 (10/17/1954 at Pittsburgh Steelers); 10 PAT, 12 TD

### Fewest Points, Both Teams - Game

6 (11/21/1954 vs. Philadelphia Eagles); 2 FG

6 (10/01/1950 vs. New York Giants); 1 TD

7 (12/01/1974 vs. San Francisco 49ers); 1 PAT, 1 TD

7 (10/25/1953 at New York Giants); 1 PAT, 1 TD

### Most Touchdowns - Season

54 (1966); 18 Rush, 33 Recv, 3 Ret

50 (1964); 14 Rush, 28 Recv, 8 Ret

49 (1968); 20 Rush, 27 Recv, 2 Ret

### Most Touchdowns - Game

8 (11/07/1954 vs. Washington Redskins); 3 Rush, 4 Recv, 1 Ret

8 (12/06/1953 vs. New York Giants); 2 Rush, 5 Recv, 1 Ret

### Most Touchdowns Against - Season

59 (1990); 21 Rush, 32 Recv, 6 Def

49 (1999); 29 Rush, 17 Recv, 3 Ret

48 (1975); 21 Rush, 25 Recv, 2 Ret

### Most Touchdowns Against - Game

8 (12/09/1990 at Houston Oilers); 4 Rush, 3 Recv, 1 Def

8 (10/17/1954 at Pittsburgh Steelers); 2 Rush, 4 Recv, 2 Ret

### Fewest Touchdowns - Season

17 (1982); 7 Rush, 9 Recv, 1 Ret

19 (1956); 8 Rush, 8 Recv, 3 Ret

24 (1975); 14 Rush, 7 Recv, 3 Ret

24 (1973); 12 Rush, 10 Recv, 2 Ret

### Fewest Touchdowns Against - Season

19 (1950); 10 Rush, 8 Recv, 1 Ret

20 (1951); 8 Rush, 10 Recv, 2 Ret

21 (1956); 13 Rush, 7 Recv, 1 Ret

### Most Touchdowns Rushing - Season

24 (1958)

23 (1954)

### Most Touchdowns Rushing - Game

6 (11/24/1957 vs. Los Angeles Rams)

5 (11/01/1959 at Baltimore Colts)

5 (10/12/1958 vs. Chicago Cardinals)

5 (10/02/1955 at San Francisco 49ers)

5 (12/12/1954 vs. Pittsburgh Steelers)

### Most Touchdowns Rushing Against - Season

29 (1999)

25 (1979)

21 (1990)

21 (1975)

### Most Touchdowns Rushing Against - Game

6 (10/15/1961 vs. Green Bay Packers)

5 (10/13/1991 at Washington Redskins)

### Fewest Touchdowns Rushing - Season

5 (1995)

6 (1956)

### Fewest Touchdowns Rushing Against - Season

4 (1954)

5 (1992)

### Most Touchdowns Rushing, Both Teams - Game

7 (11/23/1986 vs. Pittsburgh Steelers)

7 (11/11/1979 vs. Seattle Seahawks)

7 (11/24/1957 vs. Los Angeles Rams)

### Most Touchdowns Passing - Season

33 (1966)

30 (1980)

28 (1979)

28 (1964)

### Most Touchdowns Passing - Game

6 (10/30/1966 at Atlanta Falcons)

6 (12/12/1964 at New York Giants)

### Fewest Touchdowns Passing - Season

7 (1975)

8 (1956)

9 (1982)

### Most Touchdowns Passing Against - Season

32 (1990)

31 (1965)

28 (1981)

### Most Touchdowns Passing Against - Game

6 (09/26/1965 vs. St. Louis Cardinals)

5 (11/18/1990 vs. Houston Oilers)

5 (12/12/1965 at Los Angeles Rams)

### Fewest Touchdowns Passing Against - Season

7 (1956)

8 (1957)

8 (1950)



## TEAM RECORDS

### Most Points After Touchdown - Season

- 52 (1966)
- 49 (1964)

### Most Points After Touchdown - Game

- 8 (11/07/1954 vs. Washington Redskins)
- 8 (12/06/1953 vs. New York Giants)

### Fewest Points After Touchdown - Season

- 17 (1982)
- 18 (1956)

### Most Points After Touchdown Against - Season

- 56 (1990)
- 45 (1975)

### Most Points After Touchdown Against - Game

- 7 (12/09/1990 at Houston Oilers)
- 7 (11/12/1967 at Green Bay Packers)
- 7 (09/26/1965 vs. St. Louis Cardinals)
- 7 (10/15/1961 vs. Green Bay Packers)
- 7 (10/17/1954 at Pittsburgh Steelers)

### Fewest Points After Touchdown Against - Season

- 18 (1951)
- 18 (1950)

### Most Field Goals - Season

- 29 (1995)
- 26 (1994)
- 26 (1986)

### Most Field Goals - Game

- 5 (10/29/1995 at Cincinnati Bengals)
- 5 (10/19/1975 at Denver Broncos)

### Fewest Field Goals - Season

- 5 (1959)
- 7 (1982)

### Most Field Goals Against - Season

- 33 (1999)
- 31 (1993)
- 29 (1984)
- 29 (1973)

### Most Field Goals Against - Game

- 4 23 times; most recent (12/12/1993 at Houston Oilers)

### Fewest Field Goals Against - Season

- 2 (1953)
- 3 (1954)

### Most Safeties For - Season

- 3 (1970)
- 2 (1993)

### Most Safeties For - Game

- 1 17 times; most recent (11/14/1993 at Seattle Seahawks)

### Most Safeties Against - Season

- 3 (1987)
- 3 (1974)

### Most Safeties, Both Teams - Season

- 4 (1993)

### Most Safeties, Both Teams - Game

- 2 (11/14/1993 at Seattle Seahawks)
- 2 (09/13/1987 at New Orleans Saints)

### Most Two-Point Conversions - Season

- 4 (1994)

### Most Two-Point Conversions - Game

- 1 6 times; most recent (12/12/1999 at Cincinnati Bengals)

### Most Two-Point Conversions, Both Teams - Season

- 5 (1994)
- 3 (1995)

### Most Two-Point Conversions Against - Season

- 2 (1995)

### Most Two-Point Conversions Against - Game

- 1 3 times; most recent (12/24/1995 at Jacksonville Jaguars)

### Most Points 1st Quarter

- 21 (12/03/1961 at Dallas Cowboys)

### Most Points 2nd Quarter

- 28 (12/01/1991 at Indianapolis Colts)
- 28 (11/05/1989 at Tampa Bay Buccaneers)
- 28 (12/13/1987 vs. Cincinnati Bengals)

### Most Points 3rd Quarter

- 24 (12/06/1953 vs. New York Giants)

### Most Points 4th Quarter

- 28 (10/25/1964 vs. New York Giants)

### Most Points 1st Half

- 35 (11/05/1989 at Tampa Bay Buccaneers)

## TEAM RECORDS

### Most Points 2nd Half

35 4 times; most recent (12/04/1966 vs. New York Giants)

### Largest Margin of Victory

59 (11/07/1954 vs. Washington Redskins)

### Largest Margin of Defeat

48 (11/09/1969 at Minnesota Vikings)

48 (11/12/1967 at Green Bay Packers)

## FIRST DOWNS

### Most First Downs - Season

364 (1981)

### Most First Downs - Game

35 (11/23/1986 vs. Pittsburgh Steelers)

### Fewest First Downs - Season

173 (1956)

### Fewest First Downs - Game

1 (12/03/1950 vs. Philadelphia Eagles)

### Most First Downs by Opponents - Season

368 (1999)

### Most First Downs by Opponents - Game

36 (11/25/1979 at Pittsburgh Steelers)

### Most First Downs, Both Teams - Game

58 (11/25/1979 at Pittsburgh Steelers)

### Most First Downs Rushing - Season

135 (1963)

### Most First Downs Rushing - Game

21 (12/13/1959 at Philadelphia Eagles)

### Fewest First Downs Rushing - Season

64 (1999)

64 (1982)

### Fewest First Downs Rushing - Game

0 (12/04/1988 vs. Dallas Cowboys)

0 (10/15/1972 vs. Chicago Bears)

### Most First Downs Rushing by Opponents - Season

161 (1999)

### Most First Downs Rushing by Opponents - Game

20 (10/10/1964 vs. Pittsburgh Steelers)

### Fewest First Downs Rushing by Opponents - Season

56 (1954)

### Fewest First Downs Rushing by Opponents - Game

0 (09/22/1974 vs. Houston Oilers)

0 (12/07/1952 at Chicago Cardinals)

### Most First Downs Passing - Season

207 (1980)

### Most First Downs Passing - Game

22 (09/07/1981 vs. San Diego Chargers)

### Fewest First Downs Passing - Season

63 (1956)

### Fewest First Downs Passing - Game

0 (12/03/1950 vs. Philadelphia Eagles)

### Most First Downs Passing by Opponents - Season

200 (1995)

### Most First Downs Passing by Opponents - Game

26 (12/12/1988 at Miami Dolphins)

### Fewest First Downs Passing by Opponents - Season

62 (1956)

### Fewest First Downs Passing by Opponents - Game

0 (11/24/1974 vs. Buffalo Bills)

### Most First Downs by Penalty - Season

37 (1981)

### Most First Downs by Penalty - Game

7 (09/27/1981 vs. Atlanta Falcons)

7 (09/24/1978 at Pittsburgh Steelers)

7 (10/23/1977 at Buffalo Bills)

### Fewest First Downs by Penalty - Season

4 (1952)

### Most First Downs by Penalty by Opponents - Season

38 (1980)

38 (1978)

### Most First Downs by Penalty by Opponents - Game

9 (11/25/1951 vs. Chicago Bears)

### Fewest 1st Downs by Penalty by Opponents - Season

10 (1961)



**NET YARDS****Most Net Yards Gained - Season**

5,915 (1981)  
5,772 (1979)  
5,588 (1980)

**Most Net Yards Gained - Game**

562 (10/25/1981 vs. Baltimore Colts)  
558 (11/10/1986 vs. Miami Dolphins)  
543 (09/15/1963 vs. Washington Redskins)

**Fewest Net Yards Gained - Season**

2,708 (1982)  
3,310 (1956)  
3,341 (1973)

**Fewest Net Yards Gained - Game**

40 (09/12/1999 vs. Pittsburgh Steelers)  
59 (12/03/1950 vs. Philadelphia Eagles)  
60 (10/24/1971 vs. Denver Broncos)

**Most Net Yards Gained by Opponents - Season**

6,046 (1999)  
5,650 (1979)  
5,648 (1995)

**Most Net Yards Gained by Opponents - Game**

606 (11/25/1979 at Pittsburgh Steelers)  
582 (11/07/1965 vs. Philadelphia Eagles)  
535 (09/07/1981 vs. San Diego Chargers)

**Fewest Net Yards Gained by Opponents - Season**

2,658 (1954)  
2,802 (1957)  
2,841 (1955)

**Fewest Net Yards Gained by Opponents - Game**

53 (09/10/1989 at Pittsburgh Steelers)  
64 (11/07/1954 vs. Washington Redskins)  
68 (11/28/1954 at New York Giants)

**PLAYS****Most Offensive Plays - Season**

1,138 (1981)  
1,092 (1979)  
1,065 (1983)

**Most Offensive Plays - Game**

92 (10/06/1956 at Pittsburgh Steelers)  
87 (10/30/1977 vs. Kansas City Chiefs)  
85 (10/04/1987 at New England Patriots)  
85 (11/30/1986 vs. Houston Oilers)

**Fewest Offensive Plays - Season**

616 (1982)  
647 (1960)  
681 (1958)

**Fewest Offensive Plays - Game**

28 (09/12/1999 vs. Pittsburgh Steelers)  
37 (10/27/1963 vs. New York Giants)  
39 (11/09/1969 at Minnesota Vikings)  
39 (11/11/1962 at Washington Redskins)

**Most Offensive Plays by Opponents - Season**

1,158 (1999)  
1,090 (1994)  
1,083 (1978)

**Most Offensive Plays by Opponents - Game**

90 (09/12/1999 vs. Pittsburgh Steelers)  
90 (11/25/1979 at Pittsburgh Steelers)  
90 (10/06/1974 vs. Oakland Raiders)

**Fewest Offensive Plays by Opponents - Season**

594 (1982)  
638 (1957)  
672 (1954)

**Fewest Offensive Plays by Opponents - Game**

38 (10/18/1987 at Cincinnati Bengals)  
40 (09/20/1981 at Cincinnati Bengals)  
40 (10/25/1953 at New York Giants)

**RUSHING****Most Yards Gained Rushing - Season**

2,639 (1963)  
2,546 (1958)  
2,488 (1978)

**Most Yards Gained Rushing - Game**

352 (10/12/1958 vs. Chicago Cardinals)  
338 (10/29/1950 vs. Pittsburgh Steelers)  
330 (11/24/1957 vs. Los Angeles Rams)

**Fewest Yards Gained Rushing - Season**

883 (1982)  
1,150 (1999)  
1,220 (1990)

**Fewest Yards Gained Rushing - Game**

6 (11/06/1960 vs. New York Giants)  
9 (09/12/1999 vs. Pittsburgh Steelers)  
11 (09/17/1967 vs. Dallas Cowboys)

# RECORDS

## TEAM RECORDS

### Most Yards Gained Rushing by Opponents - Season

2,736 (1999)  
2,604 (1979)  
2,415 (1974)

### Most Yards Gained Rushing by Opponents - Game

361 (10/07/1979 vs. Pittsburgh Steelers)  
354 (10/10/1964 vs. Pittsburgh Steelers)  
305 (11/11/1956 vs. Baltimore Colts)

### Fewest Yards Gained Rushing by Opponents - Season

1,050 (1954)  
1,189 (1955)  
1,292 (1982)

### Fewest Yards Gained Rushing by Opponents - Game

4 (11/28/1954 at New York Giants)  
20 (10/22/1967 vs. Chicago Bears)  
22 (10/08/1966 vs. Pittsburgh Steelers)

### Fewest Yards Allowed Rushing Per Game

87.50 (1954)  
95.53 (1987)  
99.08 (1955)

### Most Rushing Attempts - Season

559 (1978)  
536 (1955)  
535 (1985)

### Most Rushing Attempts - Game

60 (10/02/1955 at San Francisco 49ers)  
59 (12/13/1959 at Philadelphia Eagles)  
59 (12/04/1955 at Pittsburgh Steelers)

### Fewest Rushing Attempts - Season

256 (1982)  
313 (1999)  
345 (1990)

### Fewest Rushing Attempts - Game

9 (09/12/1999 vs. Pittsburgh Steelers)  
10 (11/09/1969 at Minnesota Vikings)  
11 (11/10/1991 vs. Philadelphia Eagles)  
11 (10/14/1956 vs. New York Giants)

### Most Rushing Attempts by Opponents - Season

610 (1999)  
577 (1979)  
563 (1978)

### Most Rushing Attempts by Opponents - Game

64 (10/10/1964 vs. Pittsburgh Steelers)

59 (12/16/1956 vs. Chicago Cardinals)  
57 (09/12/1999 vs. Pittsburgh Steelers)  
57 (10/24/1971 vs. Denver Broncos)  
57 (11/23/1952 vs. Philadelphia Eagles)

### Highest Average Gain Rushing - Season

5.74 (1963)  
5.36 (1958)  
5.22 (1966)

### Lowest Average Gain Rushing - Season

3.38 (1971)  
3.42 (1970)  
3.45 (1982)

## PASSING

### Most Yards Gained Passing - Season

4,339 (1981)  
4,132 (1980)  
4,018 (1986)

### Most Yards Gained Passing - Game

444 (10/25/1981 vs. Baltimore Colts)  
414 (11/23/1986 vs. Pittsburgh Steelers)  
401 (11/10/1986 vs. Miami Dolphins)

### Highest Average Yards Per Attempts - Season

10.17 (1953)  
9.61 (1957)  
9.51 (1955)

### Fewest Yards Gained Passing - Season

1,358 (1956)  
1,741 (1973)  
1,758 (1958)

### Fewest Yards Gained Passing - Game

15 (12/19/1954 vs. Detroit Lions)  
26 (11/02/1958 vs. New York Giants)  
26 (10/25/1953 at New York Giants)

### Most Yards Gained Passing by Opponents - Season

4,013 (1995)  
3,746 (1980)  
3,546 (1986)

### Most Yards Gained Passing by Opponents - Game

456 (12/14/1980 at Minnesota Vikings)  
418 (11/26/1967 vs. Washington Redskins)  
414 (12/23/1989 at Houston Oilers)



### Fewest Yards Gained Passing by Opponents – Season

1,215 (1956)  
1,511 (1957)  
1,581 (1950)

### Fewest Yards Gained Passing by Opponents - Game

9 (11/24/1974 vs. Buffalo Bills)  
17 (10/22/1950 at New York Giants)  
21 (11/11/1956 vs. Baltimore Colts)

### Most Passes Attempted - Season

624 (1981)  
573 (1990)  
567 (1983)

### Most Passes Attempted - Game

57 (09/07/1981 vs. San Diego Chargers)  
54 (11/05/1995 vs. Houston Oilers)  
53 (09/13/1981 vs. Houston Oilers)

### Fewest Passes Attempted - Season

195 (1957)  
202 (1956)  
206 (1958)

### Fewest Passes Attempted - Game

4 (11/04/1956 at Green Bay Packers)  
5 (10/25/1953 at New York Giants)  
6 (12/19/1954 vs. Detroit Lions)

### Most Passes Attempted by Opponents - Season

587 (1994)  
573 (1995)  
541 (1993)

### Most Passes Attempted by Opponents - Game

59 (09/20/1992 at Los Angeles Raiders)  
58 (09/18/1994 vs. Arizona Cardinals)  
54 (10/20/1991 at San Diego Chargers)

### Fewest Passes Attempted by Opponents - Season

226 (1956)  
242 (1957)  
266 (1982)

### Fewest Passes Attempted by Opponents - Game

7 (11/24/1974 vs. Buffalo Bills)  
8 (12/16/1956 vs. Chicago Cardinals)  
9 (10/15/1972 vs. Chicago Bears)  
9 (10/12/1952 vs. New York Giants)

### Most Passes Completed - Season

348 (1981)  
337 (1980)  
324 (1995)  
324 (1983)

### Most Passes Completed - Game

33 (12/05/1982 vs. San Diego Chargers)  
32 (11/10/1986 vs. Miami Dolphins)  
31 (09/07/1981 vs. San Diego Chargers)

### Fewest Passes Completed - Season

105 (1956)  
108 (1957)  
110 (1958)

### Fewest Passes Completed - Game

1 (12/19/1954 vs. Detroit Lions)  
2 (11/04/1956 at Green Bay Packers)  
2 (10/25/1953 at New York Giants)

### Most Passes Completed by Opponents - Season

360 (1995)  
331 (1999)  
325 (1994)

### Most Passes Completed by Opponents - Game

38 (12/14/1980 at Minnesota Vikings)  
33 (09/20/1992 at Los Angeles Raiders)  
33 (10/20/1991 at San Diego Chargers)  
33 (09/28/1986 vs. Detroit Lions)

### Fewest Passes Completed by Opponents - Season

105 (1957)  
107 (1956)  
121 (1950)

### Fewest Passes Completed by Opponents - Game

1 (11/24/1974 vs. Buffalo Bills)  
2 (10/15/1972 vs. Chicago Bears)  
2 (12/16/1956 vs. Chicago Cardinals)  
2 (10/22/1950 at New York Giants)

### Highest Completion Percentage - Season

63.04 (1953)  
62.03 (1991)  
60.72 (1980)

### Highest Completion Percentage - Game

91.30 (12/26/1993 at Los Angeles Rams)  
85.71 (12/13/1959 at Philadelphia Eagles)  
84.21 (12/12/1964 at New York Giants)

# RECORDS

## TEAM RECORDS

### Lowest Completion Percentage - Season

46.88 (1972)  
48.05 (1967)  
48.47 (1970)

### Lowest Completion Percentage - Game

16.67 (12/19/1954 vs. Detroit Lions)  
19.05 (10/03/1970 vs. Pittsburgh Steelers)  
25.00 (09/29/1968 vs. Los Angeles Rams)  
25.00 (10/27/1963 vs. New York Giants)

## MOST INTERCEPTIONS

### Most Interceptions - Season

32 (1968)  
31 (1960)  
31 (1950)

### Most Interceptions - Game

7 (12/11/1960 vs. Chicago Bears)  
6 (09/20/1987 vs. Pittsburgh Steelers)  
6 (11/30/1986 vs. Houston Oilers)  
6 (11/17/1968 at Pittsburgh Steelers)  
6 (10/29/1950 vs. Pittsburgh Steelers)

### Fewest Interceptions - Season

10 (1975)  
12 (1973)  
13 (1993)  
13 (1992)  
13 (1990)  
13 (1972)

### Most Interceptions by Opponents - Season

31 (1977)  
28 (1983)  
27 (1981)  
27 (1979)  
27 (1971)

### Most Interceptions by Opponents - Game

6 (10/16/1983 at Pittsburgh Steelers)  
6 (11/22/1981 vs. Pittsburgh Steelers)  
6 (09/26/1965 vs. St. Louis Cardinals)  
6 (10/17/1954 at Pittsburgh Steelers)

### Lowest Interception Percentage, Opponents - Season

1.53 (1999)  
1.89 (1960)  
1.99 (1991)

### Fewest Interceptions by Opponents - Season

5 (1960)  
9 (1959)  
9 (1953)

### Most Interception Return Yards - Season

624 (1960)  
444 (1964)  
430 (1977)

### Most Interception Return Yards - Game

213 (12/11/1960 vs. Chicago Bears)  
132 (11/20/1983 at New England Patriots)  
128 (10/02/1988 at Pittsburgh Steelers)

### Fewest Interception Return Yards - Season

52 (1999)  
102 (1982)  
107 (1975)

### Most Interception Return Yards by Opponents - Season

518 (1984)  
508 (1983)  
453 (1971)

### Most Interception Return Yards by Opponents - Game

147 (10/17/1954 at Pittsburgh Steelers)  
142 (10/16/1983 at Pittsburgh Steelers)  
140 (10/18/1970 vs. Detroit Lions)

### Fewest Interception Return Yards by Opponents - Season

58 (1960)  
68 (1966)  
94 (1953)

### Most Touchdowns by Interceptions - Season

6 (1960)  
4 (1989)  
4 (1954)

### Most Touchdowns by Interceptions - Game

3 (12/11/1960 vs. Chicago Bears)

### Most TDs by Interceptions by Opponents - Season

4 (1970)  
3 (1990)

### Most TDs by Interceptions by Opponents - Game

2 (10/18/1970 vs. Detroit Lions)  
2 (10/17/1954 at Pittsburgh Steelers)



### PUNTING

#### Most Punts - Season

106 (1999)  
97 (1989)  
90 (1974)

#### Most Punts - Game

12 (11/19/1989 vs. Kansas City Chiefs)  
12 (12/03/1950 vs. Philadelphia Eagles)

#### Fewest Punts - Season

45 (1962)  
48 (1982)  
49 (1964)

#### Fewest Punts - Game

0 (11/05/1995 vs. Houston Oilers)  
0 (09/13/1987 at New Orleans Saints)

#### Most Punts by Opponents - Season

97 (1994)  
94 (1989)  
91 (1985)

#### Most Punts by Opponents - Game

11 (12/17/1989 vs. Minnesota Vikings)  
11 (11/19/1989 vs. Kansas City Chiefs)  
11 (11/18/1973 at Oakland Raiders)  
11 (10/04/1952 at Pittsburgh Steelers)  
11 (11/18/1951 at New York Giants)

#### Fewest Punts by Opponents - Season

40 (1982)  
46 (1960)  
50 (1959)

#### Fewest Punts by Opponents - Game

0 (12/12/1988 at Miami Dolphins)  
0 (12/04/1977 at San Diego Chargers)  
0 (12/03/1961 at Dallas Cowboys)

#### Most Punts, Both Teams - Season

191 (1989)  
177 (1994)  
172 (1999)  
172 (1985)

#### Most Punts, Both Teams - Game

23 (11/19/1989 vs. Kansas City Chiefs)  
21 (12/17/1989 vs. Minnesota Vikings)  
21 (11/18/1973 at Oakland Raiders)

#### Fewest Punts, Both Teams - Season

88 (1982)  
100 (1959)  
101 (1962)  
101 (1960)

#### Fewest Punts, Both Teams - Game

1 (12/03/1961 at Dallas Cowboys)  
1 (11/01/1959 at Baltimore Colts)

#### Highest Gross Punting Average - Season

45.70 (1965)  
45.69 (1952)  
45.49 (1951)

#### Highest Gross Punting Average - Game

58.00 (12/03/1978 at Seattle Seahawks)  
56.50 (11/13/1960 vs. St. Louis Cardinals)  
54.75 (11/28/1954 at New York Giants)

#### Highest Gross Punting Average by Opponents - Season

45.04 (1960)  
44.50 (1992)  
43.72 (1963)

#### Highest Gross Punting Average by Opponents - Game

61.00 (09/13/1993 vs. San Francisco 49ers)  
59.00 (11/27/1960 at St. Louis Cardinals)  
57.50 (11/20/1960 at Pittsburgh Steelers)

### PUNT RETURNS

#### Most Punt Returns - Season

61 (1954)  
55 (1952)  
52 (1974)

#### Most Punt Returns - Game

8 (11/18/1956 at Philadelphia Eagles)  
8 (11/28/1954 at New York Giants)  
8 (11/07/1954 vs. Washington Redskins)

#### Fewest Punt Returns - Season

20 (1964)  
20 (1962)  
21 (1960)

#### Most Punt Returns by Opponents - Season

68 (1999)  
68 (1974)  
49 (1993)  
49 (1989)  
49 (1951)

## TEAM RECORDS

### Most Punt Returns by Opponents - Game

- 12 (12/03/1950 vs. Philadelphia Eagles)
- 9 (11/13/1995 at Pittsburgh Steelers)

### Fewest Punt Returns by Opponents - Season

- 15 (1962)
- 16 (1987)

### Most Punt Return Yardage - Season

- 563 (1993)
- 523 (1974)
- 496 (1989)

### Most Punt Return Yardage - Game

- 166 (10/24/1993 vs. Pittsburgh Steelers)
- 134 (10/27/1974 vs. Denver Broncos)
- 116 (11/30/1952 at Washington Redskins)

### Fewest Punt Return Yardage - Season

- 96 (1968)
- 111 (1962)
- 134 (1982)

### Most Punt Return Yardage by Opponents - Season

- 762 (1999)
- 705 (1974)
- 558 (1977)

### Most Punt Return Yardage by Opponents - Game

- 149 (09/22/1974 vs. Houston Oilers)
- 131 (11/13/1995 at Pittsburgh Steelers)
- 125 (09/26/1976 at Denver Broncos)

### Fewest Punt Return Yardage by Opponents - Season

- 39 (1959)
- 70 (1967)
- 72 (1969)

### Highest Punt Return Average - Season

- 15.15 (1964)
- 15.13 (1950)
- 13.24 (1993)

### Lowest Punt Return Average - Season

- 4.00 (1968)
- 4.07 (1953)
- 4.81 (1957)

### Highest Punt Return Average Allowed - Season

- 18.00 (1977)
- 11.49 (1976)
- 11.37 (1984)

### Lowest Punt Return Average Allowed - Season

- 1.22 (1959)
- 2.41 (1967)
- 2.50 (1958)

### Most Punt Return Touchdowns - Season

- 3 (1993)
- 2 (1994)
- 2 (1965)

### Most Punt Return Touchdowns - Game

- 2 (10/24/1993 vs. Pittsburgh Steelers)

### Most Punt Return Touchdowns by Opponents - Season

- 3 (1977)
- 2 (1976)

### Most Punt Return Touchdowns by Opponents - Game

- 2 (09/26/1976 at Denver Broncos)

## KICKOFF RETURNS

### Most Kickoff Returns - Season

- 89 (1999)
- 75 (1979)

### Most Kickoff Returns - Game

- 9 (10/07/1979 vs. Pittsburgh Steelers)
- 9 (10/17/1954 at Pittsburgh Steelers)

### Fewest Kickoff Returns - Season

- 27 (1951)
- 29 (1959)
- 30 (1953)

### Most Kickoff Returns by Opponents - Season

- 78 (1986)
- 75 (1964)
- 72 (1987)
- 72 (1978)

### Most Kickoff Returns by Opponents - Game

- 8 11 times; most recent (10/23/1994 vs. Cincinnati Bengals)

### Fewest Kickoff Returns by Opponents - Season

- 23 (1982)
- 33 (1956)
- 34 (1951)

### Most Kickoff Return Yardage - Season

- 1,725 (1999)
- 1,697 (1978)
- 1,537 (1981)



## TEAM RECORDS

**Most Kickoff Return Yardage - Game**

- 256 (11/07/1965 vs. Philadelphia Eagles)  
 225 (09/20/1964 vs. St. Louis Cardinals)  
 224 (12/09/1973 at Cincinnati Bengals)

**Fewest Kickoff Return Yardage - Season**

- 496 (1951)  
 551 (1959)  
 579 (1953)

**Most Kickoff Return Yardage by Opponents - Season**

- 1,517 (1964)  
 1,501 (1966)  
 1,476 (1986)

**Most Kickoff Return Yardage by Opponents - Game**

- 236 (12/04/1966 vs. New York Giants)  
 236 (12/15/1963 at Washington Redskins)  
 226 (11/17/1968 at Pittsburgh Steelers)

**Fewest Kickoff Return Yardage by Opponents - Season**

- 424 (1982)  
 734 (1959)  
 763 (1951)

**Highest Kickoff Return Average - Season**

- 25.38 (1967)  
 25.26 (1954)  
 24.55 (1994)

**Lowest Kickoff Return Average - Season**

- 16.15 (1991)  
 17.51 (1952)  
 17.52 (1987)

**Highest Kickoff Return Average Allowed - Season**

- 26.63 (1975)  
 26.16 (1961)  
 25.69 (1981)

**Lowest Kickoff Return Average Allowed - Season**

- 14.34 (1980)  
 16.78 (1988)  
 17.33 (1985)

**Most Kickoff Return Touchdowns - Season**

- 2 (1990)  
 2 (1958)

**Most Kickoff Return Touchdowns - Game**

- 1 11 times; most recent (09/04/1994 at Cincinnati Bengals)

**Most Kickoff Return TDs by Opponents - Season**

- 2 (1967)  
 2 (1966)

**Most Kickoff Return TDs by Opponents - Game**

- 2 (11/12/1967 at Green Bay Packers)

**PENALTIES****Most Penalties - Season**

- 128 (1989)  
 127 (1978)

**Most Penalties - Game**

- 21 (11/25/1951 vs. Chicago Bears)  
 18 (10/07/1951 at Los Angeles Rams)

**Most Penalty Yards - Season**

- 1,165 (1978)  
 1,046 (1977)

**Most Penalty Yards - Game**

- 209 (11/25/1951 vs. Chicago Bears)  
 188 (10/29/1995 at Cincinnati Bengals)

**Fewest Penalties - Season**

- 36 (1959)  
 47 (1961)

**Fewest Penalties - Game**

- 0 (11/18/1962 vs. St. Louis Cardinals)  
 0 (11/29/1959 vs. San Francisco 49ers)

**Fewest Penalty Yards - Season**

- 329 (1959)  
 455 (1961)

**Most Penalties by Opponents - Season**

- 131 (1978)  
 129 (1994)

**Most Penalties by Opponents - Game**

- 17 (12/04/1988 vs. Dallas Cowboys)  
 16 (11/08/1987 vs. Atlanta Falcons)  
 16 (11/25/1951 vs. Chicago Bears)

**Most Penalty Yards by Opponents - Season**

- 1,139 (1994)  
 1,110 (1978)

**Most Penalty Yards by Opponents - Game**

- 165 (11/25/1951 vs. Chicago Bears)  
 161 (09/21/1970 vs. New York Jets)

# RECORDS

## TEAM RECORDS

### Fewest Penalties by Opponents - Season

- 32 (1959)
- 37 (1958)

### Fewest Penalties by Opponents - Game

- 0 (12/26/1999 vs. Indianapolis Colts)
- 0 (10/13/1991 at Washington Redskins)
- 0 (12/04/1966 vs. New York Giants)

### Fewest Penalty Yards by Opponents - Season

- 285 (1959)
- 335 (1953)

### Most Penalties, Both Teams - Game

- 37 (11/25/1951 vs. Chicago Bears)
- 27 (09/11/1983 at Detroit Lions)
- 27 (09/17/1978 at Atlanta Falcons)

### Most Penalty Yards, Both Teams - Game

- 374 (11/25/1951 vs. Chicago Bears)
- 270 (10/29/1995 at Cincinnati Bengals)

## FUMBLES

### Most Fumbles - Season

- 50 (1978)
- 46 (1976)

### Most Fumbles - Game

- 9 (12/23/1990 at Pittsburgh Steelers)
- 9 (12/20/1981 at Seattle Seahawks)

### Fewest Fumbles - Season

- 8 (1959)
- 14 (1958)

### Most Fumbles by Opponents - Season

- 39 (1979)
- 39 (1972)

### Most Fumbles by Opponents - Game

- 8 (10/05/1958 at Pittsburgh Steelers)
- 8 (11/12/1950 vs. San Francisco 49ers)
- 8 (10/07/1950 at Pittsburgh Steelers)

### Fewest Fumbles by Opponents - Season

- 11 (1956)
- 13 (1963)

### Most Fumbles, Both Teams - Game

- 13 (12/20/1981 at Seattle Seahawks)
- 13 (12/12/1971 at New Orleans Saints)

### Most Fumbles Lost - Season

- 29 (1978)
- 26 (1981)

### Most Fumbles Lost - Game

- 8 (12/23/1990 at Pittsburgh Steelers)
- 7 (12/20/1981 at Seattle Seahawks)

### Fewest Fumbles Lost - Season

- 5 (1959)
- 7 (1964)

### Most Opponents Fumbles Recovered - Season

- 29 (1951)
- 24 (1950)

### Most Opponents Fumbles Recovered - Game

- 6 (11/12/1950 vs. San Francisco 49ers)
- 5 5 times; most recent (09/10/1989 at Pittsburgh Steelers)

### Fewest Opponents Fumbles Recovered - Season

- 8 (1956)
- 9 5 times; most recent (1993)

## QUARTERBACK SACKS

### Most Times Browns Sacked Opponent QB - Season

- 48 (1993)
- 48 (1992)
- 45 (1989)

### Most Times Browns Sacked Opponent QB - Game

- 11 (11/18/1984 at Atlanta Falcons)
- 9 (12/05/1993 vs. New Orleans Saints)
- 9 (10/16/1988 vs. Philadelphia Eagles)

### Fewest Times Browns Sacked Opponent QB - Season

- 22 (1982)
- 25 (1999)
- 25 (1971)

### Most Times Browns Quarterbacks Sacked - Season

- 60 (1999)
- 55 (1984)
- 48 (1974)

### Most Times Browns Quarterbacks Sacked - Game

- 11 (09/06/1992 at Indianapolis Colts)
- 11 (09/30/1984 at Kansas City Chiefs)
- 8 (11/19/1967 vs. Minnesota Vikings)



## TEAM RECORDS

### Fewest Times Browns Quarterbacks Sacked - Season

- 14 (1994)
- 16 (1970)
- 19 (1976)

### Most Yards Opponents Lost Attempting to Pass - Season

- 430 (1951)
- 359 (1989)
- 354 (1967)

### Most Yards Opponents Lost Attempting to Pass - Game

- 95 (11/18/1984 at Atlanta Falcons)
- 91 (10/28/1962 at Pittsburgh Steelers)
- 88 (12/16/1951 at Philadelphia Eagles)

### Most Yards Browns Lost Attempting to Pass - Season

- 402 (1974)
- 385 (1999)
- 372 (1967)

### Most Yards Browns Lost Attempting to Pass - Game

- 81 (10/30/1960 at Washington Redskins)
- 78 (09/30/1984 at Kansas City Chiefs)

### Most Times Sacked, Both Teams - Game

- 13 (09/30/1984 at Kansas City Chiefs)
- 12 (09/06/1992 at Indianapolis Colts)
- 12 (11/18/1984 at Atlanta Falcons)
- 12 (10/22/1967 vs. Chicago Bears)

## SHUTOUTS

### Most Shutouts - Season

- 4 (1951)

### Most Shutouts Against - Season

- 3 (1990)

### Most Consecutive Shutout Quarters

- 8 (1951, 1983)

## TURNOVERS

### Most Turnovers Committed (Giveaways) - Season

- 53 (1981)
- 53 (1977)

### Most Turnovers Committed (Giveaways) - Game

- 10 (12/20/1981 at Seattle Seahawks)
- 9 (12/23/1990 at Pittsburgh Steelers)

### Most Turnovers, Opponents (Takeaways) - Season

- 55 (1950)
- 51 (1951)

### Most Turnovers, Opponents (Takeaways) - Game

- 9 (10/05/1958 at Pittsburgh Steelers)
- 9 (11/12/1950 vs. San Francisco 49ers)

### Fewest Turnovers Committed (Giveaways) - Season

- 14 (1959)
- 17 (1960)

### Fewest Turnovers, Opponents (Giveaways) - Season

- 21 (1973)
- 22 (1993)
- 22 (1990)

### Most Turnovers, Both Teams - Game

- 14 (12/20/1981 at Seattle Seahawks)
- 14 (10/05/1958 at Pittsburgh Steelers)



Defensive Lineman Michael Dean Perry led the Browns to a team-record 45 sacks in 1989.

## TEAM PLAYOFF RECORDS

### SCORING

#### Most Points

- 56 (12/26/1954 vs. Detroit Lions); 8 PAT, 8 TD
- 38 (01/09/1988 vs. Indianapolis Colts); 1 FG, 5 PAT, 5 TD
- 38 (12/28/1969 at Dallas Cowboys); 1 FG, 5 PAT, 5 TD
- 38 (12/26/1955 at Los Angeles Rams); 1 FG, 5 PAT, 5 TD

#### Fewest Points Against

- 0 (12/27/1964 vs. Baltimore Colts)
- 3 (12/17/1950 vs. New York Giants); 1 FG

#### Most Points, Both Teams

- 73 (12/29/1957 at Detroit Lions); 1 FG, 10 PAT, 10 TD
- 71 (01/17/1988 at Denver Broncos); 2 FG, 9 PAT, 9 TD

#### Fewest Points, Both Teams

- 10 (12/21/1958 at New York Giants); 1 FG, 1 PAT, 1 TD
- 11 (12/17/1950 vs. New York Giants); 3 FG

#### Most Touchdowns

- 8 (12/26/1954 vs. Detroit Lions); 5 Rush, 3 Recv
- 5 (01/09/1988 vs. Indianapolis Colts); 1 Rush, 3 Recv, 1 Ret
- 5 (12/28/1969 at Dallas Cowboys); 3 Rush, 1 Recv, 1 Ret
- 5 (12/26/1955 at Los Angeles Rams); 4 Rush, 1 Ret

#### Most Touchdowns Against

- 8 (12/29/1957 at Detroit Lions); 2 Rush, 5 Recv, 1 Ret
- 7 (12/24/1967 at Dallas Cowboys); 4 Rush, 2 Recv, 1 Ret

#### Most Touchdowns Rushing

- 5 (12/26/1954 vs. Detroit Lions)
- 3 (12/28/1969 at Dallas Cowboys)

#### Most Touchdowns Rushing Against

- 4 (12/29/1968 vs. Baltimore Colts)
- 4 (12/24/1967 at Dallas Cowboys)
- 3 (01/08/1983 at Los Angeles Raiders)

#### Most Touchdowns Rushing, Both Teams

- 5 (12/26/1954 vs. Detroit Lions)

#### Most Touchdowns Passing

- 4 (12/24/1950 vs. Los Angeles Rams)

#### Most Touchdowns Passing Against

- 5 (12/29/1957 at Detroit Lions)
- 4 (01/06/1990 vs. Buffalo Bills)

#### Most Points After Touchdown

- 8 (12/26/1954 vs. Detroit Lions)
- 5 (01/09/1988 vs. Indianapolis Colts)
- 5 (12/28/1969 at Dallas Cowboys)
- 5 (12/26/1955 at Los Angeles Rams)

#### Most Points After Touchdown Against

- 8 (12/29/1957 at Detroit Lions)
- 7 (12/24/1967 at Dallas Cowboys)

#### Most Field Goals

- 3 (12/24/1988 vs. Houston Oilers)
- 3 (01/03/1987 vs. New York Jets)
- 3 (12/27/1953 at Detroit Lions)

#### Most Field Goals Against

- 3 (01/14/1990 at Denver Broncos)
- 3 (01/11/1987 vs. Denver Broncos)
- 3 (01/02/1966 at Green Bay Packers)

#### Most Safeties For

- 1 (01/17/1988 at Denver Broncos)
- 1 (12/17/1950 vs. New York Giants)

#### Most Safeties Against

- 1 (01/07/1995 at Pittsburgh Steelers)
- 1 (01/01/1995 vs. New England Patriots)

#### Most Safeties, Both Teams

- 1 (01/07/1995 at Pittsburgh Steelers)
- 1 (01/17/1988 at Denver Broncos)
- 1 (12/17/1950 vs. New York Giants)

#### Most Points 1st Quarter

- 14 (12/26/1954 vs. Detroit Lions)
- 9 (01/02/1966 at Green Bay Packers)

#### Most Points 2nd Quarter

- 21 (12/26/1954 vs. Detroit Lions)
- 14 (01/06/1990 vs. Buffalo Bills)
- 14 (12/26/1955 at Los Angeles Rams)

#### Most Points 3rd Quarter

- 21 (01/14/1990 at Denver Broncos)
- 21 (01/17/1988 at Denver Broncos)



## TEAM PLAYOFF RECORDS

### Most Points 4th Quarter

- 17 (01/09/1988 vs. Indianapolis Colts)
- 14 (12/28/1969 at Dallas Cowboys)

### Most Points 1st Half

- 35 (12/26/1954 vs. Detroit Lions)

### Most Points 2nd Half

- 30 (01/17/1988 at Denver Broncos)

### Largest Margin of Victory

- 46 (12/26/1954 vs. Detroit Lions)
- 27 (12/27/1964 vs. Baltimore Colts)

### Largest Margin of Defeat

- 45 (12/29/1957 at Detroit Lions)
- 38 (12/24/1967 at Dallas Cowboys)

## FIRST DOWNS

### Most First Downs

- 33 (01/03/1987 vs. New York Jets)
- 25 (01/17/1988 at Denver Broncos)
- 25 (01/09/1988 vs. Indianapolis Colts)

### Fewest First Downs

- 10 (12/27/1953 at Detroit Lions)

### Most First Downs by Opponents

- 25 (01/08/1983 at Los Angeles Raiders)
- 24 (01/06/1990 vs. Buffalo Bills)
- 24 (01/17/1988 at Denver Broncos)

### Most First Downs, Both Teams

- 49 (01/17/1988 at Denver Broncos)
- 48 (01/09/1988 vs. Indianapolis Colts)

### Most First Downs Rushing

- 15 (12/28/1952 vs. Detroit Lions)
- 11 (01/04/1986 at Miami Dolphins)
- 11 (12/29/1957 at Detroit Lions)

### Fewest First Downs Rushing

- 9 (12/27/1953 at Detroit Lions)

### Most First Downs Rushing by Opponents

- 14 (01/07/1995 at Pittsburgh Steelers)
- 13 (01/04/1970 at Minnesota Vikings)
- 13 (12/29/1968 vs. Baltimore Colts)
- 13 (12/24/1967 at Dallas Cowboys)

### Fewest First Downs Rushing by Opponents

- 0 (12/27/1953 at Detroit Lions)
- 0 (12/23/1951 at Los Angeles Rams)

### Most First Downs Passing

- 21 (01/03/1987 vs. New York Jets)
- 17 (12/28/1969 at Dallas Cowboys)

### Fewest First Downs Passing

- 0 (12/27/1953 at Detroit Lions)
- 0 (12/23/1951 at Los Angeles Rams)

### Most First Downs Passing by Opponents

- 20 (01/06/1990 vs. Buffalo Bills)
- 16 (01/09/1988 vs. Indianapolis Colts)

### Fewest First Downs Passing by Opponents

- 0 (12/27/1953 at Detroit Lions)
- 0 (12/23/1951 at Los Angeles Rams)

### Most First Downs by Penalty

- 6 (01/03/1987 vs. New York Jets)
- 5 (01/08/1983 at Los Angeles Raiders)

### Most First Downs by Penalty by Opponents

- 3 (01/17/1988 at Denver Broncos)
- 3 (01/09/1988 vs. Indianapolis Colts)
- 3 (01/11/1987 vs. Denver Broncos)
- 3 (12/29/1957 at Detroit Lions)

## NET YARDS

### Most Net Yards Gained

- 553 (01/03/1987 vs. New York Jets)
- 464 (01/17/1988 at Denver Broncos)

### Fewest Net Yards Gained

- 86 (12/21/1958 at New York Giants)
- 165 (12/26/1971 vs. Baltimore Colts)

### Most Net Yards Gained by Opponents

- 510 (01/08/1983 at Los Angeles Raiders)
- 497 (01/14/1990 at Denver Broncos)

### Fewest Net Yards Gained by Opponents

- 181 (12/27/1964 vs. Baltimore Colts)
- 189 (12/17/1950 vs. New York Giants)

### Most Offensive Plays

- 95 (01/03/1987 vs. New York Jets)
- 73 (12/26/1955 at Los Angeles Rams)

# RECORDS

## TEAM PLAYOFF RECORDS

### Fewest Offensive Plays

- 39 (01/02/1966 at Green Bay Packers)
- 40 (12/21/1958 at New York Giants)

### Most Offensive Plays by Opponents

- 77 (01/11/1987 vs. Denver Broncos)
- 76 (01/14/1990 at Denver Broncos)

### Fewest Offensive Plays by Opponents

- 44 (12/28/1952 vs. Detroit Lions)
- 47 (12/27/1964 vs. Baltimore Colts)

## RUSHING

### Most Yards Gained Rushing

- 251 (01/04/1986 at Miami Dolphins)
- 227 (12/28/1952 vs. Detroit Lions)

### Fewest Yards Gained Rushing

- 24 (12/21/1958 at New York Giants)
- 55 (01/07/1995 at Pittsburgh Steelers)

### Most Yards Gained Rushing by Opponents

- 238 (01/07/1995 at Pittsburgh Steelers)
- 222 (01/04/1970 at Minnesota Vikings)

### Fewest Yards Gained Rushing by Opponents

- 49 (01/06/1990 vs. Buffalo Bills)
- 57 (01/01/1995 vs. New England Patriots)

### Most Rushing Attempts

- 48 (12/26/1955 at Los Angeles Rams)
- 45 (12/26/1954 vs. Detroit Lions)

### Fewest Rushing Attempts

- 13 (12/21/1958 at New York Giants)
- 14 (01/14/1990 at Denver Broncos)

### Most Rushing Attempts by Opponents

- 53 (12/21/1958 at New York Giants)
- 51 (01/07/1995 at Pittsburgh Steelers)

## PASSING

### Most Yards Gained Passing

- 489 (01/03/1987 vs. New York Jets)
- 356 (01/17/1988 at Denver Broncos)

### Fewest Yards Gained Passing

- 38 (12/27/1953 at Detroit Lions)
- 43 (12/17/1950 vs. New York Giants)

### Most Yards Gained Passing by Opponents

- 405 (01/06/1990 vs. Buffalo Bills)
- 386 (01/08/1983 at Los Angeles Raiders)

### Fewest Yards Gained Passing by Opponents

- 48 (12/17/1950 vs. New York Giants)
- 68 (12/28/1952 vs. Detroit Lions)

### Most Passes Attempted

- 64 (01/03/1987 vs. New York Jets)
- 44 (01/14/1990 at Denver Broncos)

### Fewest Passes Attempted

- 9 (12/17/1950 vs. New York Giants)
- 12 (12/26/1954 vs. Detroit Lions)

### Most Passes Attempted by Opponents

- 54 (01/06/1990 vs. Buffalo Bills)
- 51 (01/01/1995 vs. New England Patriots)

### Most Passes Completed

- 33 (01/03/1987 vs. New York Jets)
- 26 (01/17/1988 at Denver Broncos)

### Fewest Passes Completed

- 3 (12/27/1953 at Detroit Lions)
- 3 (12/17/1950 vs. New York Giants)

### Most Passes Completed by Opponents

- 28 (01/06/1990 vs. Buffalo Bills)
- 25 (01/04/1986 at Miami Dolphins)
- 24 (01/08/1983 at Los Angeles Raiders)

### Fewest Passes Completed by Opponents

- 3 (12/17/1950 vs. New York Giants)
- 6 (12/24/1972 at Miami Dolphins)

### Lowest Completion Percentage

- 18.75 (12/27/1953 at Detroit Lions)
- 32.50 (01/04/1981 vs. Oakland Raiders)

## INTERCEPTIONS

### Most Interceptions

- 7 (12/26/1955 at Los Angeles Rams)
- 6 (12/26/1954 vs. Detroit Lions)

### Most Interceptions by Opponents

- 6 (12/24/1972 at Miami Dolphins)
- 5 (12/29/1957 at Detroit Lions)

### Most Interception Return Yards

- 123 (12/28/1969 at Dallas Cowboys)
- 122 (12/26/1954 vs. Detroit Lions)

### Most Interception Return Yards by Opponents

- 88 (12/24/1972 at Miami Dolphins)
- 79 (12/26/1971 vs. Baltimore Colts)



## TEAM PLAYOFF RECORDS

### Most Touchdowns by Interceptions

- 1 5 times; most recent (01/09/1988 vs. Indianapolis Colts)

### Most TDs by Interceptions by Opponents

- 1 3 times; most recent (01/07/1995 at Pittsburgh Steelers)

## PUNTING

### Most Punts

- 9 (12/17/1950 vs. New York Giants)

### Fewest Punts

- 1 (01/09/1988 vs. Indianapolis Colts)  
1 (12/28/1969 at Dallas Cowboys)

### Most Punts by Opponents

- 14 (01/03/1987 vs. New York Jets)  
9 (01/04/1981 vs. Oakland Raiders)  
9 (12/17/1950 vs. New York Giants)

### Fewest Punts by Opponents

- 2 (12/29/1968 vs. Baltimore Colts)  
2 (12/24/1967 at Dallas Cowboys)

### Most Punts, Both Teams

- 22 (01/03/1987 vs. New York Jets)  
18 (12/17/1950 vs. New York Giants)

### Fewest Punts, Both Teams

- 5 (01/17/1988 at Denver Broncos)  
5 (01/09/1988 vs. Indianapolis Colts)

### Highest Gross Punting Average

- 48.50 (01/08/1983 at Los Angeles Raiders)  
48.00 (01/17/1988 at Denver Broncos)

### Highest Gross Punting Average by Opponents

- 50.75 (12/24/1950 vs. Los Angeles Rams)  
49.25 (12/27/1953 at Detroit Lions)

## PUNT RETURNS

### Most Punt Returns

- 7 (01/03/1987 vs. New York Jets)  
7 (01/04/1981 vs. Oakland Raiders)

### Most Punt Returns by Opponents

- 5 (01/08/1983 at Los Angeles Raiders)  
5 (12/21/1958 at New York Giants)  
5 (12/17/1950 vs. New York Giants)

### Most Punt Return Yardage

- 81 (01/04/1981 vs. Oakland Raiders)  
74 (12/26/1971 vs. Baltimore Colts)

### Most Punt Return Yardage by Opponents

- 155 (12/24/1967 at Dallas Cowboys)  
45 (01/08/1983 at Los Angeles Raiders)

### Lowest Punt Return Average Allowed

- 10.00 (01/02/1966 at Green Bay Packers)  
-1.00 (12/24/1972 at Miami Dolphins)

## KICKOFF RETURNS

### Most Kickoff Returns

- 8 (12/29/1957 at Detroit Lions)

### Most Kickoff Returns by Opponents

- 7 (01/09/1988 vs. Indianapolis Colts)  
7 (12/26/1955 at Los Angeles Rams)

### Most Kickoff Return Yardage

- 183 (12/29/1957 at Detroit Lions)  
180 (01/06/1990 vs. Buffalo Bills)

### Most Kickoff Return Yardage by Opponents

- 215 (12/26/1955 at Los Angeles Rams)  
126 (12/24/1950 vs. Los Angeles Rams)

### Lowest Punt Return Average Allowed

- 4.00 (12/24/1967 at Dallas Cowboys)  
6.60 (01/11/1987 vs. Denver Broncos)  
9.67 (12/27/1964 vs. Baltimore Colts)

### Most Kickoff Return Touchdowns

- 1 (01/06/1990 vs. Buffalo Bills)

## PENALTIES

### Most Penalties

- 9 (12/24/1988 vs. Houston Oilers)  
9 (01/11/1987 vs. Denver Broncos)  
9 (12/17/1950 vs. New York Giants)

### Most Penalty Yards

- 76 (01/11/1987 vs. Denver Broncos)  
75 (12/24/1988 vs. Houston Oilers)

### Fewest Penalties

- 0 (12/27/1953 at Detroit Lions)  
0 (12/23/1951 at Los Angeles Rams)

### Most Penalties by Opponents

- 13 (12/24/1988 vs. Houston Oilers)  
10 (01/03/1987 vs. New York Jets)

# RECORDS

## TEAM PLAYOFF RECORDS

### Most Penalty Yards by Opponents

- 118 (12/24/1988 vs. Houston Oilers)
- 94 (01/03/1987 vs. New York Jets)

### Fewest Penalties by Opponents

- 0 (12/27/1953 at Detroit Lions)
- 0 (12/23/1951 at Los Angeles Rams)

### Most Penalties, Both Teams

- 22 (12/24/1988 vs. Houston Oilers)
- 15 (01/11/1987 vs. Denver Broncos)

### Most Penalty Yards, Both Teams

- 193 (12/24/1988 vs. Houston Oilers)
- 134 (01/03/1987 vs. New York Jets)

## FUMBLES

### Most Fumbles

- 6 (01/04/1981 vs. Oakland Raiders)
- 6 (12/26/1971 vs. Baltimore Colts)

### Most Fumbles by Opponents

- 6 (12/21/1958 at New York Giants)

### Most Fumbles, Both Teams

- 8 (01/04/1981 vs. Oakland Raiders)
- 8 (12/26/1971 vs. Baltimore Colts)

### Most Fumbles Lost

- 3 (01/17/1988 at Denver Broncos)
- 3 (12/24/1950 vs. Los Angeles Rams)

### Most Opponents Fumbles Recovered

- 3 (12/26/1954 vs. Detroit Lions)

## QUARTERBACK SACKS

### Most Times Browns Sacked Opponent Quarterback

- 10 (01/03/1987 vs. New York Jets)

### Most Times Browns Quarterbacks Sacked

- 6 (01/08/1983 at Los Angeles Raiders)

### Most Yards Opponents Lost Attempting to Pass

- 54 (01/03/1987 vs. New York Jets)

### Most Yards Browns Lost Attempt to Pass

- 53 (01/08/1983 at Los Angeles Raiders)

### Most Times Sacked, Both Teams

- 14 (01/03/1987 vs. New York Jets)

### Fewest Times Sacked, Both Teams

- 1 (12/24/1988 vs. Houston Oilers)
- 1 (01/04/1986 at Miami Dolphins)

## TURNOVERS

### Most Turnovers Committed (Giveaways)


- 6 (12/29/1957 at Detroit Lions)
- 5 (12/24/1972 at Miami Dolphins)
- 5 (12/26/1971 vs. Baltimore Colts)

### Most Turnovers, Opponents (Takeaways)

- 9 (12/26/1954 vs. Detroit Lions)
- 8 (12/26/1955 at Los Angeles Rams)

### Most Turnovers, Both Teams

- 13 (12/26/1954 vs. Detroit Lions)
- 11 (12/26/1955 at Los Angeles Rams)



Carl "Big Daddy" Hairston led the Browns to a team playoff record 10 sacks against the New York Jets on Jan. 3, 1987.



## OPPONENTS' SINGLE-GAME RECORDS

### SCORING

#### Most Points

- 24 Ray Matthews, Pittsburgh Steelers, 10/17/1954
- 24 Jim Taylor, Green Bay Packers, 10/15/1961
- 24 Donny Anderson, Green Bay Packers, 11/12/1967
- 24 Lorenzo White, Houston Oilers, 12/9/1990

#### Most Touchdowns

- 4 Ray Matthews, Pittsburgh Steelers, 10/17/1954
- 4 Jim Taylor, Green Bay Packers, 10/15/1961
- 4 Donny Anderson, Green Bay Packers, 11/12/1967
- 4 Lorenzo White, Houston Oilers, 12/9/1990

#### Most PATs Attempted

- 8 Paul Held, Pittsburgh Steelers, 10/17/1954
- 8 Jim Martin, Detroit Lions, 12/29/1957 (Playoff)
- 8 Paul Hornung, Green Bay Packers, 10/15/1961
- 8 Teddy Garcia, Houston Oilers, 12/9/1990

#### Most PATs Made

- 8 Jim Martin, Detroit Lions, 12/29/1957 (Playoff)
- 7 Paul Held, Pittsburgh Steelers, 10/17/1954
- 7 Paul Hornung, Green Bay Packers, 10/15/1961
- 7 Don Chandler, Green Bay Packers, 11/12/1967
- 7 Teddy Garcia, Houston Oilers, 12/9/1990

#### Most Field Goals Attempted

- 6 Roy Gerela, Pittsburgh Steelers, 11/7/1971
- 6 Chester Marcol, Green Bay Packers, 9/17/1972
- 6 Fred Cox, Minnesota Vikings, 11/4/1973
- 6 Skip Butler, Houston Oilers, 10/12/1975

#### Most Field Goals Made

- 4 17 times; most recent Al Del Greco, Houston, 12/12/1993

#### Longest Field Goal Made (Yards)

- 56 Jason Hanson, Detroit Lions, 10/8/1995
- 54 Ken Willis, Dallas Cowboys, 9/1/1991

### RUSHING

#### Most Attempts

- 40 Ricky Williams, New Orleans Saints, 10/31/1999
- 34 Gary Brown, Houston Oilers, 11/21/1993

#### Most Yards Gained

- 200 John Henry Johnson, Pittsburgh Steelers, 10/10/1964
- 197 Wilbert Montgomery, Philadelphia Eagles, 11/4/1979

#### Highest Average Gain (Yards)

- 11.6 Tim Brown, Philadelphia Eagles, 11/7/1965 (16-186)

#### Longest Gain (Yards)

- 86t Essex Johnson, Cincinnati Bengals, 12/5/1971
- 79t George Rogers, New Orleans Saints, 10/18/1981
- 75t Barry Sanders, Detroit Lions, 10/8/1995
- 75t Franco Harris, Pittsburgh Steelers, 11/19/1972

#### Most Touchdowns

- 4 Jim Taylor, Green Bay Packers, 10/15/1961
- 4 Lorenzo White, Houston Oilers, 12/9/1990

### PASSING

#### Most Attempts

- 59 Todd Marinovich, Los Angeles Raiders, 9/20/1992
- 56 Doug Williams, Tampa Bay Buccaneers, 9/28/1980

#### Most Completions

- 38 Tommy Kramer, Minnesota Vikings, 12/14/1980
- 33 Eric Hipple, Detroit Lions, 9/28/1986
- 33 John Friesz, San Diego Chargers, 10/20/1991 (OT)
- 33 Todd Marinovich, Los Angeles Raiders, 9/20/1992

#### Most Yards

- 456 Tommy Kramer, Minnesota Vikings, 12/14/1980
- 418 Sonny Jurgenson, Washington Redskins, 11/26/1967

#### Highest Completion Percentage

- 88.2 Bart Starr, Green Bay Packers, 10/15/1961 (15-17)

#### Longest Completion (Yards)

- 99t George Izo, Washington Redskins (to Bobby Mitchell), 9/15/1963
- 99t Bart Starr, Green Bay Packers (to Tom Moore), 1/5/1964 (Playoff)
- 92t Milt Plum, Detroit Lions (to Dan Lewis), 11/15/1964

#### Most TD Passes

- 6 Charley Johnson, St. Louis Cardinals, 9/26/1965

#### Most Interceptions

- 6 Bobby Layne, Detroit Lions, 12/26/1954 (Playoff)
- 6 Norm Van Brocklin, Los Angeles Rams, 12/26/1955 (Playoff)
- 5 Zeke Bratkowski, Chicago Bears, 12/11/1960
- 5 Mark Malone, Pittsburgh Steelers, 9/20/1987

#### Most Attempts, Without an Interception

- 49 Tommy Kramer, Minnesota Vikings, 12/14/1980

### RECEPTIONS

#### Most Receptions

- 14 Marvin Harrison, Indianapolis Colts, 12/26/1999 (138 yards)
- 12 James Jones, Detroit Lions, 9/28/1986 (85 yards)

# RECORDS

## OPPONENTS' SINGLE-GAME RECORDS

### Most Yards

- 235 Buddy Dial, Pittsburgh Steelers, 10/22/1961
- 214 Terry Glenn, New England Patriots, 10/3/1999

### Average Gain (Yards)

- 48.0 John Gilliam, St. Louis Cardinals, 10/26/1969  
(4 catches for 192 yards)

### Longest Gain (Yards)

- 99t Bobby Mitchell, Washington Redskins (from George Izo), 9/15/1963
- 99t Tom Moore, Green Bay Packers (from Bart Starr), 1/5/1964 (Playoff)

### Touchdowns

- 3 11 players; most recent Jerry Rice, at San Francisco 49ers, 11/29/1987

## INTERCEPTIONS

### Most Interceptions

- 3 By 11 players; last accomplished by Darren Perry, Pitt., Sept. 11, 1994

### Interception Yardage

- 125 Ken Easley, Seattle Seahawks, 12/20/1981  
(2 returns)
- 115 Larry Wilson, St. Louis Cardinals, 12/19/1965  
(3 returns)

### Average Gain (minimum 2 int.)

- 62.5 Ken Easley, Seattle Seahawks, 12/20/1981  
(2 returns)

### Longest Interception Return

- 96t Larry Wilson, St. Louis Cardinals, 12/19/1965
- 93t Randy Gradishar, Denver Broncos, 10/5/1980
- 85 Ray Clayborn, New England Patriots, 10/7/1984
- 82t Ken Easley, Seattle Seahawks, 12/20/1981
- 81t LeRoy Irvin, Los Angeles Rams, 9/9/1984
- 81t Russ Craft, Pittsburgh Steelers, 10/17/1954

### Touchdowns

- 1 50 times; most recent Rod Woodson, Baltimore Ravens, 11/7/1999 (66 yards)

## PUNTING

### Most Punts

- 14 Dave Jennings, New York Jets, 1/3/1987  
(Playoff, 2 OT)
- 11 Charley Conery, New York Giants, 11/18/1951
- 11 Ray Guy, Oakland Raiders, 11/18/1973
- 11 Kelly Goodburn, Kansas City Chiefs, 11/19/1989
- 11 Bucky Scribner, Minnesota Vikings, 12/17/1989

### Most Yards

- 530 Dave Jennings, New York Jets, 1/3/1987  
(Playoff, 2 OT)
- 491 Ray Guy, Oakland Raiders, 11/18/1973

### Highest Average (4 min.)

- 57.5 Bobby Joe Green, Pittsburgh Steelers, 11/20/1960 (4 for 230 yards)

### Longest (Yards)

- 78 Ed Brown, Pittsburgh Steelers, 10/28/1962
- 75 Verl Lillywhite, San Francisco 49ers, 9/30/1951
- 75 Bobby Joe Green, Pittsburgh Steelers, 11/20/1960

## PUNT RETURNS

### Most Returns

- 9 Andre Hastings, Pittsburgh Steelers, 11/13/1995
- 8 Ron Fellows, Dallas Cowboys, 11/25/1982
- 8 Fulton Walker, Los Angeles Raiders, 11/16/1986

### Most Yards

- 141 Bob Hayes, Dallas Cowboys, 12/24/1967
- 131 Andre Hastings, Pittsburgh Steelers, 11/13/1995

### Highest Average (minimum 3 returns)

- 47.0 Bob Hayes, Dallas Cowboys, 12/24/1967 (3 returns) (Playoff)
- 36.7 Billy Johnson, Houston Oilers, 10/16/1977 (3 returns)

### Longest Punt Return

- 91t Keith Moody, Buffalo Bills, 10/23/1977
- 87t Billy Johnson, Houston Oilers, 10/16/1977

### Touchdowns

- 2 Rick Upchurch, Denver Broncos, 9/26/1976

## KICKOFF RETURNS

### Most Returns

- 6 Rick Upchurch, Denver Broncos, 10/19/1975
- 6 Clarence Childs, New York Giants, 12/4/1966

### Most Yards

- 197 Rick Upchurch, Denver Broncos, 10/19/1975

### Highest Average (minimum 2 returns)

- 86.0 Travis Williams, Green Bay Packers, 11/12/1967  
(2 returns)

### Longest Return

- 105t Tim Brown, Philadelphia Eagles, 9/17/1961
- 97t Willie Shelby, Cincinnati Bengals, 10/3/1976

### Touchdowns

- 2 Travis Williams, Green Bay Packers, 11/12/1967



## INDIVIDUAL CAREER PLAYOFF RECORDS

### SCORING

#### Most Points

- 63 Lou Groza (1950-59, 61-67); 12 FG, 27 PAT
- 46 Matt Bahr (1981-89); 8 FG, 22 PAT
- 36 Earnest Byner (1984-88, 94-95); 6 TD
- 36 Gary Collins (1962-71); 6 TD

#### Most Total TDs

- 6 Gary Collins (1962-71); 1 Rush, 5 Recv
- 6 Earnest Byner (1984-88, 94-95); 4 Rush, 2 Recv
- 5 Webster Slaughter (1986-91); 5 Recv
- 5 Otto Graham (1950-55); 5 Rush

#### Most Return TDs

- 1 Don Paul (1954-58)
- 1 Dale Lindsey (1965-72)
- 1 Fred Summers (1969-71)
- 1 Ron Bolton (1976-82)
- 1 Eric Metcalf (1989-94)
- 1 Frank Minnifield (1984-92)

#### Most Extra Points

- 27 Lou Groza (1950-59, 61-67)
- 22 Matt Bahr (1981-89)
- 12 Don Cockroft (1968-80)

#### Most Field Goals

- 12 Lou Groza (1950-59, 61-67)
- 8 Matt Bahr (1981-89)
- 5 Mark Moseley (1986)
- 5 Don Cockroft (1968-80)

#### Highest Field Goal Pct

- 80.00 Matt Bahr (1981-89); 10-8
- 63.16 Lou Groza (1950-59, 61-67); 19-12
- 62.50 Mark Moseley (1986); 8-5

#### Most Safeties

- 1 D.D. Hoggard (1985-87)
- 1 Bill Willis (1950-53)

### RUSHING

#### Most Rushing Attempts

- 107 Kevin Mack (1985-93)
- 100 Leroy Kelly (1964-73)
- 82 Earnest Byner (1984-88, 94-95)

#### Most Rushing Yards

- 480 Earnest Byner (1984-88, 94-95)
- 424 Kevin Mack (1985-93)
- 417 Leroy Kelly (1964-73)

#### Most Rushing TDs

- 5 Otto Graham (1950-55)
- 4 Earnest Byner (1984-88, 94-95)
- 2 Harry Jagade (1951-53)
- 2 Leroy Kelly (1964-73)
- 2 Bo Scott (1969-74)

#### Best Rushing Average

- 11.50 Calvin Hill (1978-81); 2-23
- 9.83 Milt Plum (1957-61); 6-59
- 8.80 Chet Hanulak (1954, 57); 5-44

### PASSING

#### Most Pass Attempts

- 260 Bernie Kosar (1985-93)
- 168 Otto Graham (1950-55)
- 132 Bill Nelsen (1968-72)

#### Most Pass Completions

- 146 Bernie Kosar (1985-93)
- 89 Otto Graham (1950-55)
- 68 Bill Nelsen (1968-72)

#### Highest Completion Pct

- 100.00 George Ratterman (1952-56); 1-1
- 100.00 Jerry Rhome (1969); 2-2
- 68.00 Mike Pagel (1986-90); 25-17

#### Most Passing Yards

- 1,860 Bernie Kosar (1985-93)
- 1,204 Otto Graham (1950-55)
- 839 Bill Nelsen (1968-72)

#### Most Passing TDs

- 15 Bernie Kosar (1985-93)
- 10 Otto Graham (1950-55)
- 6 Frank Ryan (1962-68)

#### Highest Quarterback Rating

- 118.75 George Ratterman (1952-56)
- 118.75 Jerry Rhome (1969)
- 98.58 Mike Pagel (1986-90)

#### Most Passes Intercepted

- 13 Otto Graham (1950-55)
- 10 Bernie Kosar (1985-93)
- 8 Bill Nelsen (1968-72)

#### Fewest Passes Intercepted (minimum 35 attempts)

- 0 Paul McDonald (1980-85)
- 2 Vinny Testaverde (1993-95)
- 3 Brian Sipe (1973-83)

### RECEIVING

#### Most Receptions

- 27 Ozzie Newsome (1978-90)
- 26 Reggie Langhorne (1985-91)
- 26 Dante Lavellii (1950-56)

#### Most Receiving Yards

- 404 Paul Warfield (1964-69, 76-77)
- 375 Dante Lavellii (1950-56)
- 373 Ozzie Newsome (1978-90)

#### Highest Receiving Average

- 31.00 Ricky Feacher (1976-84); 4-124
- 23.00 Fair Hooker (1969-74); 4-92
- 21.00 Dave Logan (1976-83); 3-63

# RECORDS

## INDIVIDUAL CAREER PLAYOFF RECORDS

### Most Receiving TDs

- 5 Gary Collins (1962-71)
- 5 Webster Slaughter (1986-91)
- 4 Brian Brennan (1984-91)

### INTERCEPTIONS

#### Most Passes Intercepted

- 4 Ken Konz (1953-59)
- 4 Felix Wright (1985-90)
- 4 Warren Lahr (1950-59)
- 4 Ken Gorgal (1950, 53-54)

#### Most Interception Return Yards

- 97 Don Paul (1954-58)
- 88 Walt Sumner (1969-74)
- 48 Frank Minnifield (1984-92)

#### Highest Avg. Gain on Interceptions (minimum 2 int.)

- 48.50 Don Paul (1954-58); 2-97
- 21.00 Ron Bolton (1976-82); 2-42
- 15.00 Len Ford (1950-57); 3-45

#### Most TDs on Interceptions

- 1 Ron Bolton (1976-82)
- 1 Frank Minnifield (1984-92)
- 1 Walt Sumner (1969-74)
- 1 Dale Lindsey (1965-72)
- 1 Don Paul (1954-58)

### PUNTING

#### Most Punts

- 33 Horace Gillom (1950-56)
- 27 Don Cockroft (1968-80)
- 20 Jeff Gossett (1983, 85-87)

#### Most Punt Yards

- 1,346 Horace Gillom (1950-56)
- 965 Don Cockroft (1968-80)
- 792 Jeff Gossett (1983, 85-87)

#### Best Gross Punting Average

- 48.50 Steve Cox (1981-84); 6-291
- 44.33 Lee Johnson (1987-88); 3-133
- 42.50 Gary Collins (1962-71); 14-595

#### Most Punts Inside 20 YDL

- 6 Jeff Gossett (1983, 85-87)
- 3 Max Runager (1988)
- 2 Tom Tupa (1993-95)

### PUNT RETURNS

#### Most Punt Returns

- 20 Gerald McNeil (1986-89)
- 8 Leroy Kelly (1964-73)
- 7 Ken Konz (1953-59)
- 7 Billy Reynolds (1953-54, 57)

#### Most Punt Return Yards

- 192 Gerald McNeil (1986-89)
- 110 Leroy Kelly (1964-73)
- 97 Billy Reynolds (1953-54, 57)

#### Highest Punt Return Average

- 38.00 Thom Darden (1972-74, 76-81); 1-38
- 13.86 Billy Reynolds (1953-54, 57); 7-97
- 13.75 Leroy Kelly (1964-73); 8-110

### KICKOFF RETURNS

#### Most Kickoff Returns

- 16 Eric Metcalf (1989-94)
- 14 Gerald McNeil (1986-89)
- 11 Ben Davis (1967-68, 70-73)

#### Most Kickoff Return Yards

- 392 Eric Metcalf (1989-94)
- 246 Gerald McNeil (1986-89)
- 208 Ken Carpenter (1950-53)

#### Highest Kickoff Return Average

- 32.00 Randy Baldwin (1991-94); 1-32
- 32.00 Leroy Kelly (1964-73); 2-64
- 29.00 Walter Roberts (1964-66); 4-116

### COMBINED NET YARDS

#### Combined Net Yards, Most Attempts

- 128 Leroy Kelly (1964-73); 100 R, 18 P, 8 KR, 2 PR
- 126 Kevin Mack (1985-93); 107 R, 19 P
- 104 Earnest Byner (1984-88, 94-95); 82 R, 22 P

#### Combined Net Yards, Most Yards

- 781 Leroy Kelly (1964-73); 417 R, 190 P, 64 KR, 110 PR
- 705 Earnest Byner (1984-88, 94-95); 480 R, 225 P
- 573 Kevin Mack (1985-93); 424 R, 149 P

#### Combined Net Yards, High Avg.

- 38.00 Thom Darden (1972-74, 76-81); 1-38
- 32.00 Randy Baldwin (1991-94); 1-32
- 31.00 Ricky Feacher (1976-84); 4-124

### SCRIMMAGE YARDS

#### Scrimmage Yards, Most Attempts

- 126 Kevin Mack (1985-93); 107 R, 19 P
- 118 Leroy Kelly (1964-73); 100 R, 18 P
- 104 Earnest Byner (1984-88, 94-95); 82 R, 22 P

#### Scrimmage Yards, Most Yards

- 705 Earnest Byner (1984-88, 94-95); 480 R, 225 P
- 607 Leroy Kelly (1964-73); 417 R, 190 P
- 573 Kevin Mack (1985-93); 424 R, 149 P

#### Scrimmage Yards, High Avg.

- 31.00 Ricky Feacher (1976-84); 4-124
- 23.00 Fair Hooker (1969-74); 4-92
- 21.00 Dave Logan (1976-83); 3-63



## INDIVIDUAL SINGLE-GAME PLAYOFF RECORDS

### SCORING

#### Most Points

- 18 Gary Collins (12/27/1964 vs. Baltimore Colts);  
3 TD
- 18 Otto Graham (12/26/1954 vs. Detroit Lions);  
3 TD

#### Most Total TDs

- 3 Gary Collins (12/27/1964 vs. Baltimore Colts);  
3 Recv
- 3 Otto Graham (12/26/1954 vs. Detroit Lions);  
3 Rush

#### Most Return TDs

- 1 Eric Metcalf (01/06/1990 vs. Buffalo Bills)
- 1 Frank Minnifield (01/09/1988 vs. Indianapolis Colts)
- 1 Ron Bolton (01/04/1981 vs. Oakland Raiders)
- 1 Fred Summers (12/28/1969 at Dallas Cowboys)
- 1 Dale Lindsey (12/21/1968 vs. Dallas Cowboys)
- 1 Don Paul (12/26/1955 at Los Angeles Rams)

#### Most Extra Points

- 8 Lou Groza (12/26/1954 vs. Detroit Lions)
- 5 Matt Bahr (01/09/1988 vs. Indianapolis Colts)
- 5 Don Cockroft (12/28/1969 at Dallas Cowboys)
- 5 Lou Groza (12/26/1955 at Los Angeles Rams)

#### Most Field Goals

- 3 Matt Bahr (12/24/1988 vs. Houston Oilers)
- 3 Mark Moseley (01/03/1987 vs. New York Jets)
- 3 Lou Groza (12/27/1953 at Detroit Lions)

#### Most Safeties

- 1 D.D. Hoggard (01/17/1988 at Denver Broncos)
- 1 Bill Willis (12/17/1950 vs. New York Giants)

### RUSHING

#### Most Rushing Attempts

- 27 Jim Brown (12/27/1964 vs. Baltimore Colts)
- 26 Kevin Mack (01/11/1987 vs. Denver Broncos)

#### Most Rushing Yards

- 161 Earnest Byner (01/04/1986 at Miami Dolphins)
- 122 Earnest Byner (01/09/1988 vs. Indianapolis Colts)

#### Most Rushing TDs

- 3 Otto Graham (12/26/1954 vs. Detroit Lions)
- 2 Earnest Byner (01/04/1986 at Miami Dolphins)
- 2 Bo Scott (12/28/1969 at Dallas Cowboys)
- 2 Otto Graham (12/26/1955 at Los Angeles Rams)

#### Best Rushing Average (minimum 11 attempts)

- 10.06 Earnest Byner (01/04/1986 at Miami Dolphins); 16-161
- 8.25 Otto Graham (12/24/1950 vs. Los Angeles Rams); 12-99
- 6.93 Harry Jagade (12/28/1952 vs. Detroit Lions); 15-104

### PASSING

#### Most Pass Attempts

- 64 Bernie Kosar (01/03/1987 vs. New York Jets)
- 44 Bernie Kosar (01/14/1990 at Denver Broncos)

#### Most Pass Completions

- 33 Bernie Kosar (01/03/1987 vs. New York Jets)
- 26 Bernie Kosar (01/17/1988 at Denver Broncos)

#### Highest Completion Pct (minimum 15 attempts)

- 68.97 Bernie Kosar (01/06/1990 vs. Buffalo Bills); 29-20
- 68.75 Otto Graham (12/24/1950 vs. Los Angeles Rams); 32-22

#### Most Passing Yards

- 489 Bernie Kosar (01/03/1987 vs. New York Jets)
- 356 Bernie Kosar (01/17/1988 at Denver Broncos)

#### Most Passing TDs

- 4 Otto Graham (12/24/1950 vs. Los Angeles Rams)

#### Highest Quarterback Rating (minimum 15 attempts)

- 130.10 Bernie Kosar (01/06/1990 vs. Buffalo Bills)
- 124.74 Otto Graham (12/24/1950 vs. Los Angeles Rams)
- 117.13 Frank Ryan (12/27/1964 vs. Baltimore Colts)

#### Most Passes Intercepted

- 5 Mike Phipps (12/24/1972 at Miami Dolphins)

### RECEIVING

#### Most Receptions

- 11 Dante Lavelli (12/24/1950 vs. Los Angeles Rams)
- 8 Paul Warfield (12/28/1969 at Dallas Cowboys)

#### Most Receiving Yards

- 130 Gary Collins (12/27/1964 vs. Baltimore Colts)
- 128 Dante Lavelli (12/24/1950 vs. Los Angeles Rams)

#### Highest Receiving Average (minimum 3 receptions)

- 38.00 Webster Slaughter (01/06/1990 vs. Buffalo Bills); 3-114
- 33.00 Paul Warfield (12/24/1967 at Dallas Cowboys); 3-99

# RECORDS

## INDIVIDUAL SINGLE-GAME PLAYOFF RECORDS

### Most Receiving TDs

- 3 Gary Collins (12/27/1964 vs. Baltimore Colts)

### INTERCEPTIONS

#### Most Passes Intercepted

- 2 7 times; most recent Felix Wright (12/24/1988 vs. Houston Oilers)

#### Most Interception Return Yards

- 88 Walt Sumner (12/28/1969 at Dallas Cowboys)  
65 Don Paul (12/26/1955 at Los Angeles Rams)

#### Highest Avg. Gain on Interceptions (minimum 2 int.)

- 22.50 Len Ford (12/26/1954 vs. Detroit Lions); 2-45  
21.00 Ron Bolton (01/04/1981 vs. Oakland Raiders); 2-42

#### Most TDs on Interceptions

- 1 5 times; most recent Frank Minnifield (01/09/1988 vs. Indianapolis Colts)

### PUNTING

#### Most Punts

- 9 Horace Gillom (12/17/1950 vs. New York Giants)

#### Most Punt Yards

- 363 Horace Gillom (12/17/1950 vs. New York Giants)  
338 Bryan Wagner (01/14/1990 at Denver Broncos)

#### Best Gross Punting Average (minimum 2 punts)

- 48.50 Steve Cox (01/08/1983 at Los Angeles Raiders); 6-291  
48.00 Lee Johnson (01/17/1988 at Denver Broncos); 2-96

### PUNT RETURNS

#### Most Punt Returns

- 7 Gerald McNeil (01/03/1987 vs. New York Jets)  
5 Dino Hall (01/04/1981 vs. Oakland Raiders)

#### Most Punt Return Yards

- 71 Leroy Kelly (12/26/1971 vs. Baltimore Colts)  
65 Gerald McNeil (01/03/1987 vs. New York Jets)

#### Highest Punt Return Avg. (minimum 3 returns)

- 23.67 Leroy Kelly (12/26/1971 vs. Baltimore Colts); 3-71  
18.00 Billy Reynolds (12/27/1953 at Detroit Lions); 3-54

### KICKOFF RETURNS

#### Most Kickoff Returns

- 6 Eric Metcalf (01/14/1990 at Denver Broncos)

- 5 Gerald McNeil (01/17/1988 at Denver Broncos)  
5 Ken Carpenter (12/23/1951 at Los Angeles Rams)

#### Most Kickoff Return Yards

- 159 Eric Metcalf (01/06/1990 vs. Buffalo Bills)  
132 Ken Carpenter (12/23/1951 at Los Angeles Rams)

#### Highest Kickoff Return Avg. (minimum 3 returns)

- 39.75 Eric Metcalf (01/06/1990 vs. Buffalo Bills); 4-159  
31.67 Walter Roberts (01/02/1966 at Green Bay Packers); 3-95

### COMBINED NET YARDS

#### Combined Net Yards, Most Attempts

- 30 Jim Brown (12/27/1964 vs. Baltimore Colts); 27 R, 3 P  
28 Kevin Mack (01/11/1987 vs. Denver Broncos); 26 R, 2 P

#### Combined Net Yards, Most Yards

- 195 Ken Carpenter (12/23/1951 at Los Angeles Rams); 14 R, 49 P, 132 KR  
187 Earnest Byner (01/17/1988 at Denver Broncos); 67 R, 120 P

#### Combined Net Yards, High Avg. (minimum 12 attempts)

- 16.25 Ken Carpenter (12/23/1951 at Los Angeles Rams); 12-195  
9.30 Earnest Byner (01/04/1986 at Miami Dolphins); 20-186

### SCRIMMAGE YARDS

#### Scrimmage Yards, Most Attempts

- 30 Jim Brown (12/27/1964 vs. Baltimore Colts); 27 R, 3 P  
28 Kevin Mack (01/11/1987 vs. Denver Broncos); 26 R, 2 P

#### Scrimmage Yards, Most Yards

- 187 Earnest Byner (01/17/1988 at Denver Broncos); 67 R, 120 P  
186 Earnest Byner (01/04/1986 at Miami Dolphins); 161 R, 25 P

#### Scrimmage Yards, High Avg. (minimum 12 attempts)

- 9.30 Earnest Byner (01/04/1986 at Miami Dolphins); 20-186  
8.50 Earnest Byner (01/17/1988 at Denver Broncos); 22-187



## SEASONAL LEADERS

Year	Player	SCORING		FG	2-PT	Total
		TD	PAT			
1950	LOU GROZA	1	28-28	12-15	0	70
1951	LOU GROZA	0	43-43	10-23	0	73
1952	LOU GROZA	0	32-32	19-33	0	89
1953	LOU GROZA	0	39-40	23-26	0	108
1954	LOU GROZA	0	37-38	16-24	0	85
1955	LOU GROZA	0	44-45	11-22	0	77
1956	LOU GROZA	0	18-18	11-20	0	51
1957	LOU GROZA	0	32-32	15-22	0	77
1958	JIM BROWN	18	0-0	0-0	0	108
1959	JIM BROWN	14	0-0	0-0	0	84
1960	SAM BAKER	0	44-46	12-20	0	80
1961	LOU GROZA	0	37-38	16-23	0	85
1962	JIM BROWN	18	0-0	0-0	0	108
1963	JIM BROWN	15	0-0	0-0	0	90
1964	LOU GROZA	0	49-50	22-33	0	115
1965	JIM BROWN	21	0-0	0-0	0	126
1966	LEROY KELLY	16	0-0	0-0	0	96
1967	LEROY KELLY	13	0-0	0-0	0	78
1968	LEROY KELLY	20	0-0	0-0	0	120
1969	DON COCKROFT	0	45-45	12-23	0	81
1970	DON COCKROFT	0	34-35	12-22	0	70
1971	DON COCKROFT	0	34-34	15-28	0	79
1972	DON COCKROFT	0	28-29	22-27	0	94
1973	DON COCKROFT	0	24-24	22-31	0	90
1974	DON COCKROFT	0	29-30	14-16	0	71
1975	DON COCKROFT	0	21-24	17-23	0	72
1976	DON COCKROFT	0	27-30	15-28	0	72
1977	DON COCKROFT	0	30-31	17-23	0	81
1978	DON COCKROFT	0	37-40	19-28	0	94
1979	DON COCKROFT	0	38-43	17-29	0	89
1980	DON COCKROFT	0	39-44	16-26	0	87
1981	MATT BAHR	0	22-22	13-20	0	61
1982	MATT BAHR	0	17-17	7-15	0	38
1983	MATT BAHR	0	38-40	21-24	0	101
1984	MATT BAHR	0	25-25	24-32	0	97
1985	MATT BAHR	0	35-35	14-18	0	77
1986	MATT BAHR	0	30-30	20-26	0	90
1987	JEFF JAEGER	0	29-30	12-20	0	65
1988	MATT BAHR	0	32-33	24-29	0	104
1989	MATT BAHR	0	40-40	16-24	0	88
1990	JERRY KAURIC	0	24-27	14-20	0	66
1991	MATT STOVER	0	33-34	16-22	0	81
1992	MATT STOVER	0	29-30	21-29	0	92
1993	MATT STOVER	0	36-36	16-22	0	84
1994	MATT STOVER	0	32-32	26-28	0	110
1995	MATT STOVER	0	19-19	29-32	0	106
1999	TERRY KIRBY	9	0-0	0-0	0	54

# RECORDS

## SEASONAL LEADERS

Year	Player	RUSHING				
		No.	Yards	Avg.	LG	TD
1950	MARION MOTLEY	132	777	5.9	69t	3
1951	DUB JONES	104	492	4.7	43t	7
1952	MARION MOTLEY	104	444	4.3	59	1
1953	RAY RENFRO	60	352	5.9	58t	4
1954	MAURICE BASSETT	144	588	4.1	22	6
1955	FRED MORRISON	156	824	5.3	56	3
1956	PRESTON CARPENTER	188	756	4.0	30	0
1957	JIM BROWN	202	942	4.7	69t	9
1958	JIM BROWN	257	1,527	5.9	65t	17
1959	JIM BROWN	290	1,329	4.6	70t	14
1960	JIM BROWN	215	1,257	5.8	71t	9
1961	JIM BROWN	305	1,408	4.6	38	8
1962	JIM BROWN	230	996	4.3	31	13
1963	JIM BROWN	291	1,863	6.4	80t	12
1964	JIM BROWN	280	1,446	5.2	71	7
1965	JIM BROWN	289	1,544	5.3	67	17
1966	LEROY KELLY	209	1,141	5.5	70t	15
1967	LEROY KELLY	235	1,205	5.1	42t	11
1968	LEROY KELLY	248	1,239	5.0	65	16
1969	LEROY KELLY	196	817	4.2	31	9
1970	LEROY KELLY	206	656	3.2	33t	6
1971	LEROY KELLY	234	865	3.7	35	10
1972	LEROY KELLY	224	811	3.6	18	4
1973	KEN BROWN	161	537	3.3	17	0
1974	GREG PRUITT	126	540	4.3	54	3
1975	GREG PRUITT	217	1,067	4.9	50	8
1976	GREG PRUITT	209	1,000	4.8	64	4
1977	GREG PRUITT	236	1,086	4.6	78t	3
1978	GREG PRUITT	176	960	5.5	70t	3
1979	MIKE PRUITT	264	1,294	4.9	77t	9
1980	MIKE PRUITT	249	1,034	4.2	56t	6
1981	MIKE PRUITT	247	1,103	4.5	21	7
1982	MIKE PRUITT	143	516	3.6	17	3
1983	MIKE PRUITT	293	1,184	4.0	27	10
1984	BOYCE GREEN	202	673	3.3	29	0
1985	KEVIN MACK	222	1,104	5.0	61	7
1986	KEVIN MACK	174	665	3.8	20	10
1987	KEVIN MACK	201	735	3.7	22t	5
1988	EARNEST BYNER	157	576	3.7	27t	3
1989	ERIC METCALF	187	633	3.4	43t	6
1990	KEVIN MACK	158	702	4.4	26	5
1991	KEVIN MACK	197	726	3.7	51t	8
1992	KEVIN MACK	169	543	3.2	37	6
1993	TOMMY VARDELL	171	644	3.8	54	3
1994	LEROY HOARD	209	890	4.3	39	5
1995	LEROY HOARD	127	508	4.0	25	0
1999	TERRY KIRBY	130	452	3.5	28	6



# RECORDS

## SEASONAL LEADERS

Year	Player	PASSING					QB	
		Att.	Comp.	Pct.	Yards	TD	Int.	Rating
1950	OTTO GRAHAM	253	137	54.2	1,943	14	20	64.7
1951	OTTO GRAHAM	265	147	55.5	2,205	17	16	79.2
1952	OTTO GRAHAM	364	181	49.7	2,816	20	24	66.6
1953	OTTO GRAHAM	258	167	64.7	2,722	11	9	99.7
1954	OTTO GRAHAM	240	142	59.2	2,092	11	17	73.5
1955	OTTO GRAHAM	185	98	53.0	1,721	15	8	94.0
1956	TOM O'CONNELL	96	42	43.8	551	4	8	41.6
1957	TOM O'CONNELL	110	63	57.3	1,229	9	8	93.3
1958	MILT PLUM	189	102	54.0	1,619	11	11	77.9
1959	MILT PLUM	266	156	58.6	1,992	14	8	87.2
1960	MILT PLUM	250	151	60.4	2,297	21	5	110.4
1961	MILT PLUM	302	177	58.6	2,416	18	10	90.3
1962	FRANK RYAN	194	112	57.7	1,541	10	7	85.4
1963	FRANK RYAN	256	135	52.7	2,038	25	13	90.6
1964	FRANK RYAN	334	174	52.1	2,404	25	19	76.7
1965	FRANK RYAN	243	119	49.0	1,751	18	13	75.3
1966	FRANK RYAN	382	200	52.4	2,974	29	14	88.2
1967	FRANK RYAN	280	136	48.6	2,026	20	16	72.7
1968	BILL NELSEN	293	152	51.9	2,366	19	10	86.4
1969	BILL NELSEN	352	190	54.0	2,743	23	19	78.8
1970	BILL NELSEN	313	159	50.8	2,156	16	16	68.9
1971	BILL NELSEN	325	174	53.5	2,319	13	23	60.3
1972	MIKE PHIPPS	305	144	47.2	1,994	13	16	61.0
1973	MIKE PHIPPS	299	148	49.5	1,719	9	20	49.4
1974	MIKE PHIPPS	256	117	45.7	1,384	9	17	46.7
1975	MIKE PHIPPS	313	162	51.8	1,749	4	19	47.5
1976	BRIAN SIPE	312	178	57.1	2,113	17	14	77.3
1977	BRIAN SIPE	195	112	57.4	1,233	9	14	61.8
1978	BRIAN SIPE	399	222	55.6	2,906	21	15	80.7
1979	BRIAN SIPE	535	286	53.5	3,793	28	26	73.4
1980	BRIAN SIPE	554	337	60.8	4,132	30	14	91.4
1981	BRIAN SIPE	567	313	55.2	3,876	17	25	68.2
1982	BRIAN SIPE	185	101	54.6	1,064	4	8	60.7
1983	BRIAN SIPE	496	291	58.7	3,566	26	23	79.1
1984	PAUL MCDONALD	493	271	55.0	3,472	14	23	67.3
1985	BERNIE KOSAR	248	124	50.0	1,578	8	7	69.3
1986	BERNIE KOSAR	531	310	58.4	3,854	17	10	83.8
1987	BERNIE KOSAR	389	241	62.0	3,033	22	9	95.4
1988	BERNIE KOSAR	259	156	60.2	1,890	10	7	84.3
1989	BERNIE KOSAR	513	303	59.1	3,533	18	14	80.3
1990	BERNIE KOSAR	423	230	54.4	2,562	10	15	65.7
1991	BERNIE KOSAR	494	307	62.1	3,487	18	9	87.8
1992	MIKE TOMCZAK	211	120	56.9	1,693	7	7	80.1
1993	VINNY TESTAVERDE	230	130	56.5	1,797	14	9	85.7
1994	VINNY TESTAVERDE	376	207	55.1	2,575	16	18	70.7
1995	VINNY TESTAVERDE	363	221	60.9	2,629	15	9	86.4
1999	TIM COUCH	399	223	55.9	2,447	15	13	73.2

# RECORDS

## SEASONAL LEADERS

### RECEIVING (by receptions)

Year	Player	No.	Yards	Avg.	LG	TD
1950	MAC SPEEDIE	42	548	13.0	45	1
1951	DANTE LAVELLI	43	586	13.6	47	6
1952	MAC SPEEDIE	62	911	14.7	50	5
1953	DANTE LAVELLI	45	783	17.4	55t	6
1954	DANTE LAVELLI	47	802	17.1	64	7
1955	DARREL BREWSTER	34	622	18.3	41t	6
1956	DARREL BREWSTER	28	417	14.9	41	1
1957	DARREL BREWSTER	30	614	20.5	56	2
1958	PRESTON CARPENTER	29	474	16.3	74	1
1959	BILLY HOWTON	39	510	13.1	36t	1
1960	BOBBY MITCHELL	45	612	13.6	69t	6
1961	RAY RENFRO	48	834	17.4	57	6
1962	JIM BROWN	47	517	11.0	53t	5
1963	GARY COLLINS	43	674	15.7	49t	13
1964	PAUL WARFIELD	52	920	17.7	62t	9
1965	GARY COLLINS	50	884	17.7	67	10
1966	GARY COLLINS	56	946	16.9	54	12
1967	ERNIE GREEN	39	369	9.5	41t	2
1968	PAUL WARFIELD	50	1,067	21.3	65t	12
1969	GARY COLLINS	54	786	14.6	48t	11
1970	BO SCOTT	40	351	8.8	24	4
1971	FAIR HOOKER	45	649	14.4	48	1
1972	FRANK PITTS	36	620	17.2	80t	8
1973	FRANK PITTS	31	317	10.2	26t	4
1974	HUGH MCKINNIS	32	258	8.1	55	0
1975	REGGIE RUCKER	60	770	12.8	40t	3
1976	REGGIE RUCKER	49	676	13.8	45	8
1977	CLEO MILLER	41	291	7.1	28	1
1978	REGGIE RUCKER	43	893	20.8	69t	8
1979	DAVE LOGAN	59	982	16.6	46	7
1980	MIKE PRUITT	63	471	7.5	28	0
1981	OZZIE NEWSOME	69	1,002	14.5	62	6
1982	OZZIE NEWSOME	49	633	12.9	54	3
1983	OZZIE NEWSOME	89	970	10.9	66t	6
1984	OZZIE NEWSOME	89	1,001	11.2	52	5
1985	OZZIE NEWSOME	62	711	11.5	38	5
1986	BRIAN BRENNAN	55	838	15.2	57t	6
1987	EARNEST BYNER	52	552	10.6	37	2
1988	EARNEST BYNER	59	576	9.8	39t	2
1989	WEBSTER SLAUGHTER	65	1,236	19.0	97t	6
1990	WEBSTER SLAUGHTER	59	847	14.4	50	4
1991	WEBSTER SLAUGHTER	64	906	14.2	62t	3
1992	MICHAEL JACKSON	47	755	16.1	69t	7
1993	ERIC METCALF	63	539	8.6	49t	2
1994	DERRICK ALEXANDER	48	828	17.3	81t	2
1995	EARNEST BYNER	59	479	8.1	29t	2
1999	KEVIN JOHNSON	66	986	14.9	64t	8



## SEASONAL LEADERS

Year	Player	RECEIVING (by yards)				
		No.	Yards	Avg.	LG	TD
1950	DANTE LAVELLI	37	565	15.3	43	5
1951	MAC SPEEDIE	34	589	17.3	51	3
1952	MAC SPEEDIE	62	911	14.7	50	5
1953	DANTE LAVELLI	45	783	17.4	55t	6
1954	DANTE LAVELLI	47	802	17.1	64	7
1955	DARREL BREWSTER	34	622	18.3	41t	6
1956	DARREL BREWSTER	28	417	14.9	41	1
1957	DARREL BREWSTER	30	614	20.5	56	2
1958	RAY RENFRO	24	573	23.9	52	6
1959	RAY RENFRO	30	528	17.6	70t	6
1960	GERN NAGLER	36	616	17.1	53t	3
1961	RAY RENFRO	48	834	17.4	57	6
1962	RICH KREITLING	44	659	15.0	53	3
1963	GARY COLLINS	43	674	15.7	49t	13
1964	PAUL WARFIELD	52	920	17.7	62t	9
1965	GARY COLLINS	50	884	17.7	67	10
1966	GARY COLLINS	56	946	16.9	54	12
1967	PAUL WARFIELD	32	702	21.9	49t	8
1968	PAUL WARFIELD	50	1,067	21.3	65t	12
1969	PAUL WARFIELD	42	886	21.1	82t	10
1970	MILT MORIN	37	611	16.5	36	1
1971	FAIR HOOKER	45	649	14.4	48	1
1972	FRANK PITTS	36	620	17.2	80t	8
1973	MILT MORIN	26	417	16.0	51t	1
1974	STEVE HOLDEN	30	452	15.1	53	3
1975	REGGIE RUCKER	60	770	12.8	40t	3
1976	REGGIE RUCKER	49	676	13.8	45	8
1977	REGGIE RUCKER	36	565	15.7	40	2
1978	REGGIE RUCKER	43	893	20.8	69t	8
1979	DAVE LOGAN	59	982	16.6	46	7
1980	DAVE LOGAN	51	822	16.1	65	4
1981	OZZIE NEWSOME	69	1,002	14.5	62	6
1982	OZZIE NEWSOME	49	633	12.9	54	3
1983	OZZIE NEWSOME	89	970	10.9	66t	6
1984	OZZIE NEWSOME	89	1,001	11.2	52	5
1985	OZZIE NEWSOME	62	711	11.5	38	5
1986	BRIAN BRENNAN	55	838	15.2	57t	6
1987	WEBSTER SLAUGHTER	47	806	17.1	54t	7
1988	REGGIE LANGHORNE	57	780	13.7	77t	7
1989	WEBSTER SLAUGHTER	65	1,236	19.0	97t	6
1990	WEBSTER SLAUGHTER	59	847	14.4	50	4
1991	WEBSTER SLAUGHTER	64	906	14.2	62t	3
1992	MICHAEL JACKSON	47	755	16.1	69t	7
1993	MICHAEL JACKSON	41	756	18.4	62t	8
1994	DERRICK ALEXANDER	48	828	17.3	81t	2
1995	KEENAN MCCARDELL	55	695	12.6	36	4
1999	KEVIN JOHNSON	66	986	14.9	64t	8

# RECORDS

## SEASONAL LEADERS

Year	Player	INTERCEPTIONS				
		No.	Yards	Avg.	LG	TD
1950	TOMMY JAMES	9	69	7.7	34	0
1951	WARREN LAHR	5	95	19.0	29	2
1952	BERT RECHICHAR	6	79	13.2	25	0
1953	KEN KONZ	5	15	3.0	9	0
1954	KEN KONZ	7	133	19.0	54t	2
1955	WARREN LAHR	5	52	10.4	24	0
1956	DON PAUL	7	190	27.1	42	1
1957	KEN KONZ	4	20	5.0	16	0
1958	KEN KONZ	4	123	30.8	46t	1
1959	BERNIE PARRISH	5	83	16.6	37t	1
1960	BOBBY FRANKLIN	8	131	16.4	37t	2
1961	BERNIE PARRISH	7	40	5.7	15	0
1962	ROSS FICHTNER	7	76	10.9	31	0
1963	LARRY BENZ	7	114	16.3	38	0
1964	BERNIE PARRISH	4	98	24.5	54t	1
1965	LARRY BENZ	5	78	15.6	31	0
1966	ROSS FICHTNER	8	152	19.0	58	1
1967	ERICH BARNES	4	47	11.8	40	0
1968	BEN DAVIS	8	162	20.3	44	0
1969	MIKE HOWELL	6	21	3.5	11	0
1970	ERICH BARNES	5	85	17.0	38t	1
1971	WALT SUMNER	5	35	7.0	25	0
1972	BEN DAVIS	3	10	3.3	10	0
1973	CLARENCE SCOTT	5	71	14.2	45t	1
1974	THOM DARDEN	8	105	13.1	31	0
1975	CLARENCE SCOTT	2	4	2.0	4	0
1976	THOM DARDEN	7	73	10.4	21	0
1977	THOM DARDEN	6	107	17.8	49	1
1978	THOM DARDEN	10	200	20.0	46	0
1979	THOM DARDEN	5	125	25.0	39t	1
1980	RON BOLTON	6	62	10.3	29	0
1981	CLARENCE SCOTT	4	46	11.5	26	0
1982	LAWRENCE JOHNSON	4	17	4.3	17	0
1983	TOM COUSINEAU	4	47	11.8	15	0
1984	AL GROSS	5	103	20.6	47	0
1985	AL GROSS	5	109	21.8	37t	1
1986	HANFORD DIXON	5	35	7.0	19	0
1987	FRANK MINNIFIELD	4	24	6.0	27	0
1988	FELIX WRIGHT	5	126	25.2	53	0
1989	FELIX WRIGHT	9	91	10.1	27t	1
1990	FELIX WRIGHT	3	56	18.7	36	0
1991	STEPHEN BRAGGS	3	15	5.0	15	0
1992	VINCE NEWSOME	3	55	18.3	29	0
1993	ERIC TURNER	5	25	5.0	19	0
1994	ERIC TURNER	9	199	22.1	93t	1
1995	STEVON MOORE	5	55	11.0	28	0
1999	MARQUEZ POPE	2	15	7.5	13	0



## SEASONAL LEADERS

Year	Player	No.	PUNTING			TB	In-20	LG	Block
			Yards	Avg.					
1950	HORACE GILLOM	66	2,849	43.2	5	0	75	1	
1951	HORACE GILLOM	73	3,321	45.5	8	0	66	0	
1952	HORACE GILLOM	61	2,787	45.7	6	0	73	1	
1953	HORACE GILLOM	63	2,760	43.8	4	0	67	0	
1954	HORACE GILLOM	52	2,230	42.9	4	0	80	0	
1955	HORACE GILLOM	58	2,389	41.2	6	0	56	3	
1956	FRED MORRISON	38	1,561	41.1	7	0	70	0	
1957	KEN KONZ	61	2,396	39.3	3	0	63	1	
1958	DICK DESCHAINED	50	2,063	41.3	1	0	63	0	
1959	JUNIOR WREN	27	996	36.9	1	0	55	0	
1960	SAM BAKER	55	2,309	42.0	2	0	64	0	
1961	SAM BAKER	53	2,296	43.3	5	0	62	0	
1962	GARY COLLINS	45	1,926	42.8	4	0	64	0	
1963	GARY COLLINS	54	2,160	40.0	4	0	73	0	
1964	GARY COLLINS	48	2,016	42.0	5	0	58	0	
1965	GARY COLLINS	65	3,035	46.7	10	0	71	0	
1966	GARY COLLINS	57	2,223	39.0	6	0	60	0	
1967	GARY COLLINS	57	2,078	36.5	2	0	52	2	
1968	DON COCKROFT	61	2,297	37.7	1	0	59	0	
1969	DON COCKROFT	57	2,138	37.5	6	0	55	1	
1970	DON COCKROFT	71	3,023	42.6	7	0	71	1	
1971	DON COCKROFT	62	2,508	40.5	2	0	59	2	
1972	DON COCKROFT	81	3,498	43.2	4	0	65	0	
1973	DON COCKROFT	82	3,321	40.5	3	0	71	1	
1974	DON COCKROFT	90	3,643	40.5	11	0	64	0	
1975	DON COCKROFT	82	3,317	40.5	7	0	67	1	
1976	DON COCKROFT	64	2,487	38.9	4	8	51	3	
1977	GREG COLEMAN	61	2,389	39.2	2	21	58	0	
1978	JOHNNY EVANS	79	3,089	39.1	8	16	65	0	
1979	JOHNNY EVANS	69	2,844	41.2	9	7	59	2	
1980	JOHNNY EVANS	66	2,530	38.3	7	12	56	0	
1981	STEVE COX	68	2,884	42.4	12	11	66	2	
1982	STEVE COX	48	1,887	39.3	6	11	52	1	
1983	JEFF GOSSETT	70	2,854	40.8	8	17	60	0	
1984	STEVE COX	74	3,213	43.4	8	16	69	2	
1985	JEFF GOSSETT	81	3,261	40.3	8	18	64	0	
1986	JEFF GOSSETT	83	3,423	41.2	10	21	61	0	
1987	JEFF GOSSETT	19	779	41.0	4	3	55	0	
1988	MAX RUNAGER	48	1,935	40.3	2	13	52	0	
1989	BRYAN WAGNER	97	3,817	39.4	6	32	60	0	
1990	BRYAN WAGNER	74	2,879	38.9	2	13	65	4	
1991	BRIAN HANSEN	80	3,397	42.5	6	20	65	0	
1992	BRIAN HANSEN	74	3,083	41.7	7	28	73	1	
1993	BRIAN HANSEN	82	3,632	44.3	10	15	72	2	
1994	TOM TUPA	80	3,211	40.1	8	27	65	0	
1995	TOM TUPA	59	2,584	43.8	8	16	64	0	
1999	CHRIS GARDOCKI	106	4,645	43.8	11	20	61	0	

# RECORDS

## SEASONAL LEADERS

Year	Player	Punt Returns			Avg.	LG	TD
		No.	FC	Yards			
1950	DON PHELPS	13	0	174	13.4	54t	1
1951	KEN CARPENTER	14	0	173	12.4	49t	0
1952	RAY RENFRO	22	0	169	7.7	34t	0
1953	BILLY REYNOLDS	18	0	111	6.2	28t	0
1954	BILLY REYNOLDS	25	0	138	5.5	39t	0
1955	DON PAUL	19	0	148	7.8	60t	1
1956	KEN KONZ	13	0	187	14.4	65t	1
1957	BILLY REYNOLDS	24	0	114	4.8	23t	0
1958	BOBBY MITCHELL	14	0	165	11.8	68t	1
1959	BOBBY MITCHELL	17	0	177	10.4	78t	1
1960	JIM SHOFNER	11	0	105	9.5	36t	0
1961	BOBBY MITCHELL	14	2	164	11.7	64t	1
1962	HOWARD CASSADY	7	0	47	6.7	13t	0
1963	JIM SHORTER	7	0	134	19.1	52t	0
1964	LEROY KELLY	9	3	171	19.0	68t	1
1965	LEROY KELLY	17	4	265	15.6	67t	2
1966	LEROY KELLY	13	3	104	8.0	52t	0
1967	BEN DAVIS	18	6	229	12.7	52t	1
1968	CHARLES LEIGH	14	0	76	5.4	29t	0
1969	WALT SUMNER	9	6	72	8.0	21t	0
1970	REECE MORRISON	15	2	133	8.9	34t	0
1971	LEROY KELLY	30	3	292	9.7	74t	0
1972	BOBBY MAJORS	16	6	96	6.0	41t	0
1973	GREG PRUITT	16	3	180	11.3	46t	0
1974	GREG PRUITT	27	0	349	12.9	72t	0
1975	GREG PRUITT	13	0	130	10.0	30t	0
1976	STEVE HOLDEN	31	2	205	6.6	38t	0
1977	ROLLY WOOLSEY	32	3	290	9.1	44t	0
1978	KEITH WRIGHT	37	15	288	7.8	42t	0
1979	DINO HALL	29	5	295	10.2	47t	0
1980	KEITH WRIGHT	29	4	129	4.4	15t	0
1981	DINO HALL	33	3	248	7.5	40t	0
1982	DWIGHT WALKER	19	6	101	5.3	14t	0
1983	DINO HALL	39	12	284	7.3	19t	0
1984	BRIAN BRENNAN	25	10	199	8.0	19t	0
1985	CLARENCE WEATHERS	28	4	218	7.8	16t	0
1986	GERALD MCNEIL	40	10	348	8.7	84t	1
1987	GERALD MCNEIL	34	7	386	11.4	40t	0
1988	GERALD MCNEIL	38	6	315	8.3	32t	0
1989	GERALD MCNEIL	49	12	496	10.1	49t	0
1990	STEFON ADAMS	13	4	81	6.2	25t	0
1991	WEBSTER SLAUGHTER	17	3	112	6.6	17t	0
1992	ERIC METCALF	44	9	429	9.8	75t	1
1993	ERIC METCALF	36	11	464	12.9	91t	2
1994	ERIC METCALF	35	5	348	9.9	92t	2
1995	DERRICK ALEXANDER	9	0	122	13.6	69t	1
1999	KEVIN JOHNSON	19	10	128	6.7	15	0



KICKOFF RETURNS						
Year	Player	No.	Yards	Avg.	LG	TD
1950	DON PHELPS	12	325	27.1	61	0
1951	KEN CARPENTER	9	196	21.8	48	0
1952	KEN CARPENTER	11	234	21.3	40	0
1953	KEN CARPENTER	16	367	22.9	40	0
1954	BILLY REYNOLDS	14	413	29.5	51	0
1955	ROBERT SMITH	13	320	24.6	47	0
1956	PRESTON CARPENTER	15	381	25.4	42	0
1957	MILTON CAMPBELL	11	263	23.9	36	0
1958	BOBBY MITCHELL	18	454	25.2	98t	1
1959	BOBBY MITCHELL	11	236	21.5	31	0
1960	BOBBY MITCHELL	17	432	25.4	90t	1
1961	BOBBY MITCHELL	16	428	26.8	91t	1
1962	TOM WILSON	11	307	27.9	46	0
1963	CHARLEY SCALES	16	432	27.0	50	0
1964	WALTER ROBERTS	24	661	27.5	60	0
1965	LEROY KELLY	24	621	25.9	51	0
1966	WALTER ROBERTS	20	454	22.7	57	0
1967	BEN DAVIS	27	708	26.2	63	0
1968	CHARLES LEIGH	14	322	23.0	41	0
1969	BO SCOTT	25	722	28.9	65	0
1970	HOMER JONES	29	739	25.5	94t	1
1971	KEN BROWN	15	330	22.0	35	0
1972	KEN BROWN	20	473	23.6	47	0
1973	GREG PRUITT	16	453	28.3	54	0
1974	GREG PRUITT	22	606	27.5	88t	1
1975	BILLY LEFEAR	13	412	31.7	92	0
1976	STEVE HOLDEN	19	461	24.3	44	0
1977	BRIAN DUNCAN	15	298	19.9	36	0
1978	KEITH WRIGHT	30	789	26.3	86	0
1979	DINO HALL	50	1,014	20.3	33	0
1980	DINO HALL	32	691	21.6	40	0
1981	DINO HALL	36	813	22.6	48	0
1982	DINO HALL	22	430	19.5	32	0
1983	DWIGHT WALKER	29	627	21.6	38	0
1984	EARNEST BYNER	22	415	18.9	28	0
1985	GLEN YOUNG	35	898	25.7	63	0
1986	GERALD MCNEIL	47	997	21.2	100t	1
1987	GLEN YOUNG	18	412	22.9	44	0
1988	GLEN YOUNG	29	635	21.9	34	0
1989	ERIC METCALF	31	718	23.2	49	0
1990	ERIC METCALF	52	1,052	20.2	101t	2
1991	ERIC METCALF	23	351	15.3	24	0
1992	RANDY BALDWIN	30	675	22.5	47	0
1993	RANDY BALDWIN	24	444	18.5	31	0
1994	RANDY BALDWIN	28	753	26.9	85t	1
1995	EARNEST HUNTER	23	508	22.1	37	0
1999	RONNIE POWELL	44	986	22.4	43	0

# RECORDS

## 100-YARD RUSHING GAMES

Date	Opponent	Player	Yards, Att.
12/17/1995	vs. Cincinnati Bengals	Earnest Byner	121 Yards, 31 Att.
11/27/1994	vs. Houston Oilers	Leroy Hoard	103 Yards, 23 Att.
11/06/1994	vs. New England Patriots	Leroy Hoard	123 Yards, 21 Att.
09/19/1993	at Los Angeles Raiders	Tommy Vardell	104 Yards, 14 Att.
11/27/1988	at Washington Redskins	Kevin Mack	116 Yards, 22 Att.
10/16/1988	vs. Philadelphia Eagles	Kevin Mack	100 Yards, 16 Att.
01/09/1988	vs. Indianapolis Colts (playoffs)	Earnest Byner	122 Yards, 23 Att.
12/13/1987	vs. Cincinnati Bengals	Kevin Mack	133 Yards, 27 Att.
11/22/1987	at Houston Oilers	Kevin Mack	114 Yards, 26 Att.
10/04/1987	at New England Patriots	Larry Mason	133 Yards, 32 Att.
11/30/1986	vs. Houston Oilers	Kevin Mack	121 Yards, 28 Att.
11/23/1986	vs. Pittsburgh Steelers	Kevin Mack	106 Yards, 24 Att.
10/26/1986	at Minnesota Vikings	Curtis Dickey	106 Yards, 19 Att.
01/04/1986	at Miami Dolphins (playoffs)	Earnest Byner	161 Yards, 16 Att.
12/22/1985	at New York Jets	Earnest Byner	101 Yards, 15 Att.
11/24/1985	vs. Cincinnati Bengals	Kevin Mack	117 Yards, 14 Att.
11/17/1985	vs. Buffalo Bills	Earnest Byner	109 Yards, 15 Att.
10/06/1985	vs. New England Patriots	Kevin Mack	115 Yards, 20 Att.
09/29/1985	at San Diego Chargers	Kevin Mack	130 Yards, 16 Att.
12/16/1984	at Houston Oilers	Earnest Byner	188 Yards, 21 Att.
12/09/1984	at Pittsburgh Steelers	Earnest Byner	103 Yards, 15 Att.
11/18/1984	at Atlanta Falcons	Boyce Green	121 Yards, 30 Att.
11/04/1984	at Buffalo Bills	Boyce Green	156 Yards, 29 Att.
12/11/1983	at Houston Oilers	Mike Pruitt	153 Yards, 30 Att.
11/27/1983	vs. Baltimore Colts	Mike Pruitt	110 Yards, 24 Att.
11/20/1983	at New England Patriots	Mike Pruitt	136 Yards, 24 Att.
10/30/1983	vs. Houston Oilers	Boyce Green	107 Yards, 14 Att.
10/16/1983	at Pittsburgh Steelers	Boyce Green	137 Yards, 28 Att.
10/02/1983	vs. Seattle Seahawks	Mike Pruitt	107 Yards, 24 Att.
09/11/1983	at Detroit Lions	Mike Pruitt	137 Yards, 24 Att.
09/12/1982	at Seattle Seahawks	Mike Pruitt	136 Yards, 30 Att.
12/03/1981	at Houston Oilers	Mike Pruitt	155 Yards, 32 Att.
11/09/1980	at Baltimore Colts	Mike Pruitt	103 Yards, 18 Att.
11/03/1980	vs. Chicago Bears	Mike Pruitt	129 Yards, 27 Att.
10/12/1980	at Seattle Seahawks	Mike Pruitt	116 Yards, 24 Att.
12/09/1979	at Oakland Raiders	Mike Pruitt	149 Yards, 20 Att.
12/02/1979	vs. Houston Oilers	Mike Pruitt	111 Yards, 25 Att.
11/11/1979	vs. Seattle Seahawks	Mike Pruitt	141 Yards, 15 Att.
11/04/1979	at Philadelphia Eagles	Mike Pruitt	104 Yards, 17 Att.
10/21/1979	vs. Cincinnati Bengals	Mike Pruitt	135 Yards, 19 Att.
12/17/1978	at Cincinnati Bengals	Greg Pruitt	182 Yards, 22 Att.
12/10/1978	vs. New York Jets	Greg Pruitt	138 Yards, 21 Att.
12/03/1978	at Seattle Seahawks	Greg Pruitt	113 Yards, 12 Att.
10/29/1978	vs. Buffalo Bills	Mike Pruitt	173 Yards, 21 Att.
09/10/1978	vs. Cincinnati Bengals	Greg Pruitt	120 Yards, 22 Att.
09/03/1978	vs. San Francisco 49ers	Greg Pruitt	106 Yards, 22 Att.
12/18/1977	at Seattle Seahawks	Greg Pruitt	127 Yards, 22 Att.



## 100-YARD RUSHING GAMES

Date	Opponent	Player	Yards, Att.
11/13/1977	at Pittsburgh Steelers	Greg Pruitt	108 Yards, 19 Att.
10/30/1977	vs. Kansas City Chiefs	Greg Pruitt	153 Yards, 18 Att.
10/23/1977	at Buffalo Bills	Cleo Miller	117 Yards, 21 Att.
09/26/1977	vs. New England Patriots	Greg Pruitt	151 Yards, 26 Att.
10/31/1976	at Cincinnati Bengals	Greg Pruitt	124 Yards, 18 Att.
10/17/1976	at Atlanta Falcons	Greg Pruitt	191 Yards, 26 Att.
09/12/1976	vs. New York Jets	Greg Pruitt	124 Yards, 17 Att.
12/14/1975	vs. Kansas City Chiefs	Greg Pruitt	214 Yards, 26 Att.
11/23/1975	vs. Cincinnati Bengals	Greg Pruitt	121 Yards, 17 Att.
11/16/1975	at Oakland Raiders	Greg Pruitt	103 Yards, 12 Att.
12/15/1974	at Houston Oilers	Greg Pruitt	102 Yards, 15 Att.
12/02/1973	at Kansas City Chiefs	Greg Pruitt	110 Yards, 15 Att.
11/19/1972	vs. Pittsburgh Steelers	Leroy Kelly	107 Yards, 21 Att.
12/05/1971	vs. Cincinnati Bengals	Leroy Kelly	127 Yards, 23 Att.
11/28/1971	at Houston Oilers	Leroy Kelly	107 Yards, 23 Att.
11/21/1971	vs. New England Patriots	Leroy Kelly	113 Yards, 23 Att.
11/07/1971	at Pittsburgh Steelers	Leroy Kelly	102 Yards, 22 Att.
12/07/1970	at Houston Oilers	Leroy Kelly	108 Yards, 20 Att.
11/08/1970	at Oakland Raiders	Bo Scott	101 Yards, 14 Att.
10/18/1970	vs. Detroit Lions	Leroy Kelly	106 Yards, 24 Att.
12/07/1969	vs. Green Bay Packers	Leroy Kelly	151 Yards, 22 Att.
11/23/1969	vs. New York Giants	Leroy Kelly	124 Yards, 18 Att.
09/28/1969	vs. Washington Redskins	Reece Morrison	130 Yards, 23 Att.
09/21/1969	at Philadelphia Eagles	Ron Johnson	118 Yards, 17 Att.
11/24/1968	vs. Philadelphia Eagles	Leroy Kelly	108 Yards, 20 Att.
11/10/1968	vs. New Orleans Saints	Leroy Kelly	127 Yards, 17 Att.
11/03/1968	at San Francisco 49ers	Leroy Kelly	174 Yards, 27 Att.
10/27/1968	vs. Atlanta Falcons	Leroy Kelly	112 Yards, 19 Att.
10/20/1968	at Baltimore Colts	Leroy Kelly	130 Yards, 30 Att.
10/05/1968	vs. Pittsburgh Steelers	Leroy Kelly	128 Yards, 25 Att.
09/15/1968	at New Orleans Saints	Leroy Kelly	107 Yards, 20 Att.
11/26/1967	vs. Washington Redskins	Leroy Kelly	163 Yards, 20 Att.
11/19/1967	vs. Minnesota Vikings	Leroy Kelly	123 Yards, 26 Att.
10/22/1967	vs. Chicago Bears	Leroy Kelly	111 Yards, 18 Att.
10/07/1967	vs. Pittsburgh Steelers	Ernie Green	108 Yards, 11 Att.
10/01/1967	at New Orleans Saints	Leroy Kelly	110 Yards, 20 Att.
09/24/1967	at Detroit Lions	Leroy Kelly	141 Yards, 16 Att.
12/04/1966	vs. New York Giants	Leroy Kelly	126 Yards, 13 Att.
11/24/1966	at Dallas Cowboys	Leroy Kelly	115 Yards, 15 Att.
11/20/1966	vs. Washington Redskins	Leroy Kelly	100 Yards, 14 Att.
10/08/1966	vs. Pittsburgh Steelers	Leroy Kelly	113 Yards, 19 Att.
10/08/1966	vs. Pittsburgh Steelers	Ernie Green	103 Yards, 16 Att.
10/02/1966	at New York Giants	Leroy Kelly	138 Yards, 20 Att.
09/25/1966	vs. St. Louis Cardinals	Leroy Kelly	109 Yards, 19 Att.
12/05/1965	vs. Washington Redskins	Jim Brown	141 Yards, 27 Att.
11/28/1965	at Pittsburgh Steelers	Jim Brown	146 Yards, 20 Att.
11/14/1965	vs. New York Giants	Jim Brown	156 Yards, 20 Att.

# RECORDS

## 100-YARD RUSHING GAMES

Date	Opponent	Player	Yards, Att.
11/07/1965	vs. Philadelphia Eagles	Jim Brown	131 Yards, 20 Att.
10/24/1965	at New York Giants	Jim Brown	177 Yards, 24 Att.
10/09/1965	vs. Pittsburgh Steelers	Jim Brown	168 Yards, 29 Att.
10/03/1965	at Philadelphia Eagles	Jim Brown	133 Yards, 27 Att.
09/26/1965	vs. St. Louis Cardinals	Jim Brown	110 Yards, 17 Att.
11/29/1964	vs. Philadelphia Eagles	Jim Brown	133 Yards, 22 Att.
11/15/1964	vs. Detroit Lions	Jim Brown	147 Yards, 24 Att.
11/08/1964	vs. Washington Redskins	Jim Brown	121 Yards, 18 Att.
11/01/1964	at Pittsburgh Steelers	Jim Brown	149 Yards, 23 Att.
10/18/1964	at Dallas Cowboys	Jim Brown	188 Yards, 26 Att.
09/27/1964	at Philadelphia Eagles	Jim Brown	104 Yards, 25 Att.
12/27/1964	vs. Baltimore Colts(playoffs)	Jim Brown	114 Yards, 27 Att.
12/15/1963	at Washington Redskins	Jim Brown	125 Yards, 28 Att.
12/01/1963	at St. Louis Cardinals	Jim Brown	179 Yards, 29 Att.
11/17/1963	vs. St. Louis Cardinals	Jim Brown	154 Yards, 22 Att.
11/03/1963	at Philadelphia Eagles	Jim Brown	223 Yards, 28 Att.
10/20/1963	vs. Philadelphia Eagles	Jim Brown	144 Yards, 25 Att.
10/13/1963	at New York Giants	Jim Brown	123 Yards, 23 Att.
10/05/1963	vs. Pittsburgh Steelers	Jim Brown	175 Yards, 21 Att.
09/22/1963	at Dallas Cowboys	Jim Brown	232 Yards, 20 Att.
09/15/1963	vs. Washington Redskins	Jim Brown	162 Yards, 15 Att.
12/15/1962	at San Francisco 49ers	Jim Brown	135 Yards, 22 Att.
11/25/1962	vs. Pittsburgh Steelers	Jim Brown	110 Yards, 19 Att.
09/16/1962	vs. New York Giants	Jim Brown	134 Yards, 17 Att.
12/17/1961	at New York Giants	Jim Brown	102 Yards, 24 Att.
12/03/1961	at Dallas Cowboys	Bobby Mitchell	140 Yards, 12 Att.
11/19/1961	vs. Philadelphia Eagles	Jim Brown	237 Yards, 34 Att.
11/12/1961	at Washington Redskins	Jim Brown	133 Yards, 20 Att.
11/05/1961	vs. Pittsburgh Steelers	Jim Brown	110 Yards, 18 Att.
10/29/1961	at St. Louis Cardinals	Jim Brown	109 Yards, 28 Att.
10/29/1961	at St. Louis Cardinals	Bobby Mitchell	104 Yards, 19 Att.
10/22/1961	at Pittsburgh Steelers	Bobby Mitchell	119 Yards, 14 Att.
10/22/1961	at Pittsburgh Steelers	Jim Brown	114 Yards, 29 Att.
12/15/1960	at New York Giants	Jim Brown	110 Yards, 14 Att.
12/11/1960	vs. Chicago Bears	Jim Brown	100 Yards, 22 Att.
12/04/1960	vs. Washington Redskins	Jim Brown	135 Yards, 15 Att.
11/27/1960	at St. Louis Cardinals	Jim Brown	132 Yards, 24 Att.
11/13/1960	vs. St. Louis Cardinals	Jim Brown	173 Yards, 28 Att.
10/23/1960	vs. Philadelphia Eagles	Jim Brown	167 Yards, 22 Att.
09/25/1960	at Philadelphia Eagles	Bobby Mitchell	156 Yards, 14 Att.
09/25/1960	at Philadelphia Eagles	Jim Brown	153 Yards, 24 Att.
12/13/1959	at Philadelphia Eagles	Jim Brown	152 Yards, 33 Att.
12/13/1959	at Philadelphia Eagles	Bobby Mitchell	127 Yards, 24 Att.
11/29/1959	vs. San Francisco 49ers	Jim Brown	114 Yards, 28 Att.
11/22/1959	vs. Pittsburgh Steelers	Jim Brown	111 Yards, 15 Att.
11/15/1959	at Washington Redskins	Bobby Mitchell	232 Yards, 14 Att.
11/08/1959	vs. Philadelphia Eagles	Jim Brown	125 Yards, 29 Att.



## 100-YARD RUSHING GAMES

Date	Opponent	Player	Yards, Att.
11/01/1959	at Baltimore Colts	Jim Brown	178 Yards, 32 Att.
10/25/1959	vs. Washington Redskins	Jim Brown	122 Yards, 17 Att.
10/18/1959	vs. Chicago Cardinals	Jim Brown	123 Yards, 27 Att.
10/04/1959	at Chicago Cardinals	Jim Brown	147 Yards, 37 Att.
12/14/1958	at New York Giants	Jim Brown	148 Yards, 26 Att.
12/01/1958	at Philadelphia Eagles	Jim Brown	138 Yards, 21 Att.
12/01/1958	at Philadelphia Eagles	Lew Carpenter	100 Yards, 21 Att.
11/16/1958	at Washington Redskins	Jim Brown	152 Yards, 27 Att.
11/02/1958	vs. New York Giants	Jim Brown	113 Yards, 23 Att.
10/26/1958	at Chicago Cardinals	Jim Brown	180 Yards, 24 Att.
10/19/1958	vs. Pittsburgh Steelers	Jim Brown	153 Yards, 19 Att.
10/19/1958	vs. Pittsburgh Steelers	Bobby Mitchell	108 Yards, 13 Att.
10/12/1958	vs. Chicago Cardinals	Jim Brown	182 Yards, 34 Att.
10/12/1958	vs. Chicago Cardinals	Bobby Mitchell	147 Yards, 11 Att.
10/05/1958	at Pittsburgh Steelers	Jim Brown	129 Yards, 17 Att.
09/28/1958	at Los Angeles Rams	Jim Brown	171 Yards, 24 Att.
12/15/1957	at New York Giants	Lew Carpenter	117 Yards, 22 Att.
11/24/1957	vs. Los Angeles Rams	Jim Brown	237 Yards, 31 Att.
11/03/1957	vs. Washington Redskins	Jim Brown	109 Yards, 21 Att.
12/09/1956	at New York Giants	Fred Morrison	112 Yards, 19 Att.
12/02/1956	vs. Philadelphia Eagles	Preston Carpenter	116 Yards, 23 Att.
11/18/1956	at Philadelphia Eagles	Preston Carpenter	133 Yards, 24 Att.
12/04/1955	at Pittsburgh Steelers	Fred Morrison	104 Yards, 13 Att.
11/20/1955	vs. Pittsburgh Steelers	Fred Morrison	140 Yards, 17 Att.
10/30/1955	at Chicago Cardinals	Ed Modzelewski	121 Yards, 28 Att.
09/25/1955	vs. Washington Redskins	Fred Morrison	117 Yards, 15 Att.
10/18/1953	at Washington Redskins	Ray Renfro	101 Yards, 7 Att.
12/27/1953	at Detroit Lions (playoffs)	Harry Jagade	102 Yards, 15 Att.
11/30/1952	at Washington Redskins	Harry Jagade	147 Yards, 16 Att.
09/28/1952	vs. Los Angeles Rams	Ken Carpenter	145 Yards, 16 Att.
12/28/1952	vs. Detroit Lions (playoffs)	Harry Jagade	104 Yards, 15 Att.
11/25/1951	vs. Chicago Bears	Dub Jones	116 Yards, 9 Att.
11/04/1951	at Chicago Cardinals	Ken Carpenter	118 Yards, 18 Att.
10/21/1951	vs. Pittsburgh Steelers	Emerson Cole	126 Yards, 17 Att.
10/07/1951	at Los Angeles Rams	Dub Jones	110 Yards, 15 Att.
10/07/1951	at Los Angeles Rams	Marion Motley	106 Yards, 13 Att.
11/19/1950	vs. Washington Redskins	Marion Motley	178 Yards, 27 Att.
11/12/1950	vs. San Francisco 49ers	Marion Motley	114 Yards, 21 Att.
10/29/1950	vs. Pittsburgh Steelers	Marion Motley	188 Yards, 11 Att.
09/24/1950	at Baltimore Colts	Ken Carpenter	100 Yards, 3 Att.

# RECORDS


## 300-YARD PASSING GAMES

Date	Opponent	Player	Yards, Comp., Att.
12/24/1995	at Jacksonville Jaguars	Vinny Testaverde	325 Yards, 28 Comp., 45 Att
12/03/1995	at San Diego Chargers	Vinny Testaverde	303 Yards, 28 Comp., 41 Att
10/29/1995	at Cincinnati Bengals	Eric Zeier	310 Yards, 26 Comp., 46 Att
12/12/1993	at Houston Oilers	Vinny Testaverde	319 Yards, 19 Comp., 37 Att
11/21/1993	vs. Houston Oilers	Todd Philcox	316 Yards, 22 Comp., 47 Att
11/15/1992	vs. San Diego Chargers	Mike Tomczak	322 Yards, 18 Comp., 32 Att
12/22/1991	at Pittsburgh Steelers	Bernie Kosar	335 Yards, 28 Comp., 49 Att
10/08/1990	at Denver Broncos	Bernie Kosar	318 Yards, 24 Comp., 38 Att
12/10/1989	at Indianapolis Colts	Bernie Kosar	353 Yards, 26 Comp., 40 Att
12/18/1988	vs. Houston Oilers	Don Strock	326 Yards, 25 Comp., 42 Att
12/04/1988	vs. Dallas Cowboys	Bernie Kosar	308 Yards, 19 Comp., 27 Att
10/23/1988	at Phoenix Cardinals	Bernie Kosar	314 Yards, 25 Comp., 43 Att
01/17/1988	at Denver Broncos (playoffs)	Bernie Kosar	356 Yards, 26 Comp., 41 Att
11/15/1987	vs. Buffalo Bills	Bernie Kosar	346 Yards, 24 Comp., 34 Att
09/13/1987	at New Orleans Saints	Bernie Kosar	314 Yards, 28 Comp., 39 Att
01/03/1987	vs. New York Jets (playoffs)	Bernie Kosar	489 Yards, 33 Comp., 64 Att
11/23/1986	vs. Pittsburgh Steelers	Bernie Kosar	414 Yards, 28 Comp., 46 Att
11/10/1986	vs. Miami Dolphins	Bernie Kosar	401 Yards, 32 Comp., 50 Att
10/21/1984	at Cincinnati Bengals	Paul McDonald	300 Yards, 27 Comp., 47 Att
10/07/1984	vs. New England Patriots	Paul McDonald	320 Yards, 23 Comp., 37 Att
11/27/1983	vs. Baltimore Colts	Brian Sipe	313 Yards, 20 Comp., 33 Att
10/16/1983	at Pittsburgh Steelers	Brian Sipe	310 Yards, 27 Comp., 49 Att
10/02/1983	vs. Seattle Seahawks	Brian Sipe	310 Yards, 25 Comp., 40 Att
09/25/1983	at San Diego Chargers	Brian Sipe	327 Yards, 27 Comp., 44 Att
01/02/1983	at Pittsburgh Steelers	Paul McDonald	313 Yards, 22 Comp., 47 Att
12/05/1982	vs. San Diego Chargers	Brian Sipe	338 Yards, 33 Comp., 48 Att
10/25/1981	vs. Baltimore Colts	Brian Sipe	444 Yards, 30 Comp., 41 Att
09/07/1981	vs. San Diego Chargers	Brian Sipe	375 Yards, 31 Comp., 57 Att
12/21/1980	at Cincinnati Bengals	Brian Sipe	308 Yards, 24 Comp., 44 Att
12/07/1980	vs. New York Jets	Brian Sipe	340 Yards, 30 Comp., 41 Att
11/23/1980	vs. Cincinnati Bengals	Brian Sipe	310 Yards, 27 Comp., 36 Att
10/26/1980	vs. Pittsburgh Steelers	Brian Sipe	349 Yards, 28 Comp., 46 Att
10/19/1980	vs. Green Bay Packers	Brian Sipe	391 Yards, 24 Comp., 39 Att
09/28/1980	at Tampa Bay Buccaneers	Brian Sipe	318 Yards, 22 Comp., 32 Att
11/25/1979	at Pittsburgh Steelers	Brian Sipe	333 Yards, 23 Comp., 38 Att
11/18/1979	vs. Miami Dolphins	Brian Sipe	358 Yards, 23 Comp., 42 Att
10/07/1979	vs. Pittsburgh Steelers	Brian Sipe	351 Yards, 22 Comp., 41 Att
09/02/1979	at New York Jets	Brian Sipe	302 Yards, 21 Comp., 36 Att
11/19/1978	at Baltimore Colts	Brian Sipe	309 Yards, 15 Comp., 22 Att
09/27/1970	at San Francisco 49ers	Bill Nelsen	308 Yards, 14 Comp., 25 Att
10/13/1968	vs. St. Louis Cardinals	Bill Nelsen	312 Yards, 17 Comp., 39 Att
12/17/1966	at St. Louis Cardinals	Frank Ryan	367 Yards, 17 Comp., 30 Att
12/04/1966	vs. New York Giants	Frank Ryan	326 Yards, 16 Comp., 27 Att
09/15/1963	vs. Washington Redskins	Frank Ryan	334 Yards, 21 Comp., 31 Att
10/21/1962	at St. Louis Cardinals	Jim Ninowski	339 Yards, 19 Comp., 29 Att
09/17/1961	at Philadelphia Eagles	Milt Plum	329 Yards, 18 Comp., 30 Att
11/20/1960	at Pittsburgh Steelers	Milt Plum	328 Yards, 23 Comp., 37 Att



## 300-YARD PASSING GAMES

Date	Opponent	Player	Yards, Comp., Att.
10/02/1960	vs. Pittsburgh Steelers	Milt Plum	308 Yards, 10 Comp., 14 Att
11/17/1957	at Washington Redskins	Tom O'Connell	349 Yards, 16 Comp., 24 Att
11/27/1955	at New York Giants	Otto Graham	319 Yards, 17 Comp., 31 Att
10/10/1953	vs. Philadelphia Eagles	Otto Graham	328 Yards, 20 Comp., 30 Att
10/04/1953	at Chicago Cardinals	Otto Graham	310 Yards, 15 Comp., 22 Att
10/04/1952	at Pittsburgh Steelers	Otto Graham	401 Yards, 21 Comp., 49 Att
12/10/1950	at Washington Redskins	Otto Graham	321 Yards, 23 Comp., 32 Att
10/15/1950	vs. Chicago Cardinals	Otto Graham	369 Yards, 22 Comp., 35 Att
09/16/1950	at Philadelphia Eagles	Otto Graham	346 Yards, 21 Comp., 38 Att



Bernie Kosar topped the 300-yard passing mark 11 times, including a 489-yard effort in a playoff game against the New York Jets on Jan. 3, 1987.

# RECORDS

## 100-YARD RECEIVING GAMES

Date	Opponent	Player	Yards, Rec.
12/19/1999	vs. Jacksonville Jaguars	Darrin Chiaverini	108 Yards, 10 Rec.
12/12/1999	at Cincinnati Bengals	Kevin Johnson	135 Yards, 7 Rec.
10/03/1999	vs. New England Patriots	Kevin Johnson	131 Yards, 6 Rec.
12/24/1995	at Jacksonville Jaguars	Michael Jackson	130 Yards, 7 Rec.
11/19/1995	vs. Green Bay Packers	Keenan McCardell	102 Yards, 4 Rec.
10/29/1995	at Cincinnati Bengals	Andre Rison	173 Yards, 7 Rec.
10/22/1995	vs. Jacksonville Jaguars	Rico Smith	106 Yards, 6 Rec.
10/02/1995	vs. Buffalo Bills	Andre Rison	126 Yards, 6 Rec.
01/01/1995	vs. New England Patriots (playoffs)	Michael Jackson	122 Yards, 7 Rec.
12/04/1994	vs. New York Giants	Derrick Alexander	171 Yards, 7 Rec.
10/02/1994	vs. New York Jets	Derrick Alexander	105 Yards, 7 Rec.
09/18/1994	vs. Arizona Cardinals	Derrick Alexander	136 Yards, 6 Rec.
01/02/1994	at Pittsburgh Steelers	Mark Carrier	118 Yards, 4 Rec.
12/12/1993	at Houston Oilers	Eric Metcalf	101 Yards, 5 Rec.
11/21/1993	vs. Houston Oilers	Mark Carrier	123 Yards, 7 Rec.
10/24/1993	vs. Pittsburgh Steelers	Michael Jackson	106 Yards, 2 Rec.
09/13/1993	vs. San Francisco 49ers	Michael Jackson	105 Yards, 5 Rec.
11/15/1992	vs. San Diego Chargers	Lawyer Tillman	148 Yards, 8 Rec.
09/20/1992	at Los Angeles Raiders	Eric Metcalf	177 Yards, 5 Rec.
12/22/1991	at Pittsburgh Steelers	Webster Slaughter	138 Yards, 11 Rec.
11/17/1991	at Houston Oilers	Leroy Hoard	107 Yards, 10 Rec.
11/03/1991	at Cincinnati Bengals	Webster Slaughter	107 Yards, 5 Rec.
09/15/1991	vs. Cincinnati Bengals	Webster Slaughter	107 Yards, 8 Rec.
12/30/1990	at Cincinnati Bengals	Webster Slaughter	115 Yards, 6 Rec.
11/18/1990	vs. Houston Oilers	Webster Slaughter	104 Yards, 6 Rec.
10/08/1990	at Denver Broncos	Webster Slaughter	123 Yards, 7 Rec.
01/06/1990	vs. Buffalo Bills (playoffs)	Webster Slaughter	114 Yards, 3 Rec.
12/17/1989	vs. Minnesota Vikings	Reggie Langhorne	140 Yards, 6 Rec.
12/10/1989	at Indianapolis Colts	Webster Slaughter	152 Yards, 6 Rec.
10/29/1989	vs. Houston Oilers	Webster Slaughter	184 Yards, 4 Rec.
10/23/1989	vs. Chicago Bears	Webster Slaughter	186 Yards, 8 Rec.
10/15/1989	vs. Pittsburgh Steelers	Webster Slaughter	106 Yards, 7 Rec.
12/18/1988	vs. Houston Oilers	Webster Slaughter	136 Yards, 6 Rec.
10/30/1988	vs. Cincinnati Bengals	Clarence Weathers	140 Yards, 7 Rec.
01/17/1988	at Denver Broncos (playoffs)	Earnest Byner	120 Yards, 7 Rec.
12/20/1987	at Los Angeles Raiders	Webster Slaughter	115 Yards, 7 Rec.
12/13/1987	vs. Cincinnati Bengals	Webster Slaughter	119 Yards, 5 Rec.
10/18/1987	at Cincinnati Bengals	Brian Brennan	139 Yards, 10 Rec.
01/03/1987	vs. New York Jets (playoffs)	Ozzie Newsome	114 Yards, 6 Rec.
12/21/1986	vs. San Diego Chargers	Brian Brennan	176 Yards, 7 Rec.
11/23/1986	vs. Pittsburgh Steelers	Webster Slaughter	134 Yards, 6 Rec.
10/05/1986	at Pittsburgh Steelers	Reggie Langhorne	108 Yards, 4 Rec.
09/14/1986	at Houston Oilers	Reggie Langhorne	115 Yards, 3 Rec.
10/13/1985	at Houston Oilers	Clarence Weathers	146 Yards, 3 Rec.
10/06/1985	vs. New England Patriots	Brian Brennan	104 Yards, 7 Rec.
11/25/1984	vs. Houston Oilers	Ozzie Newsome	102 Yards, 10 Rec.
10/14/1984	vs. New York Jets	Ozzie Newsome	191 Yards, 14 Rec.



## 100-YARD RECEIVING GAMES

Date	Opponent	Player	Yards, Rec.
10/07/1984	vs. New England Patriots	Duriel Harris	136 Yards, 8 Rec.
09/16/1984	vs. Denver Broncos	Duriel Harris	104 Yards, 5 Rec.
11/27/1983	vs. Baltimore Colts	Ozzie Newsome	108 Yards, 8 Rec.
10/16/1983	at Pittsburgh Steelers	Ozzie Newsome	103 Yards, 9 Rec.
09/25/1983	at San Diego Chargers	Dave Logan	121 Yards, 8 Rec.
01/08/1983	at Los Angeles Raiders (playoffs)	Ricky Feacher	124 Yards, 4 Rec.
01/02/1983	at Pittsburgh Steelers	Ozzie Newsome	123 Yards, 9 Rec.
01/02/1983	at Pittsburgh Steelers	Ricky Feacher	109 Yards, 7 Rec.
12/05/1982	vs. San Diego Chargers	Ozzie Newsome	140 Yards, 10 Rec.
09/19/1982	vs. Philadelphia Eagles	Ozzie Newsome	122 Yards, 8 Rec.
12/20/1981	at Seattle Seahawks	Dave Logan	101 Yards, 5 Rec.
10/25/1981	vs. Baltimore Colts	Greg Pruitt	104 Yards, 9 Rec.
10/18/1981	vs. New Orleans Saints	Greg Pruitt	113 Yards, 7 Rec.
10/11/1981	at Pittsburgh Steelers	Ozzie Newsome	120 Yards, 5 Rec.
12/07/1980	vs. New York Jets	Reggie Rucker	120 Yards, 5 Rec.
10/26/1980	vs. Pittsburgh Steelers	Dave Logan	131 Yards, 8 Rec.
09/21/1980	vs. Kansas City Chiefs	Charles White	100 Yards, 7 Rec.
11/25/1979	at Pittsburgh Steelers	Dave Logan	135 Yards, 7 Rec.
11/18/1979	vs. Miami Dolphins	Reggie Rucker	177 Yards, 9 Rec.
11/04/1979	at Philadelphia Eagles	Reggie Rucker	106 Yards, 5 Rec.
09/02/1979	at New York Jets	Dave Logan	115 Yards, 6 Rec.
11/19/1978	at Baltimore Colts	Reggie Rucker	123 Yards, 6 Rec.
11/19/1978	at Baltimore Colts	Calvin Hill	113 Yards, 3 Rec.
11/05/1978	at Houston Oilers	Ozzie Newsome	124 Yards, 4 Rec.
09/03/1978	vs. San Francisco 49ers	Reggie Rucker	113 Yards, 3 Rec.
11/13/1977	at Pittsburgh Steelers	Reggie Rucker	104 Yards, 4 Rec.
10/03/1976	vs. Cincinnati Bengals	Reggie Rucker	141 Yards, 9 Rec.
12/14/1975	vs. Kansas City Chiefs	Reggie Rucker	130 Yards, 6 Rec.
11/23/1975	vs. Cincinnati Bengals	Greg Pruitt	106 Yards, 7 Rec.
10/27/1974	vs. Denver Broncos	Hugh McKinnis	111 Yards, 6 Rec.
10/01/1972	vs. Cincinnati Bengals	Frank Pitts	105 Yards, 4 Rec.
12/05/1971	vs. Cincinnati Bengals	Frank Pitts	103 Yards, 5 Rec.
11/14/1971	at Kansas City Chiefs	Frank Pitts	129 Yards, 5 Rec.
10/10/1971	vs. Pittsburgh Steelers	Milt Morin	126 Yards, 8 Rec.
11/22/1970	vs. Houston Oilers	Chip Glass	102 Yards, 3 Rec.
09/27/1970	at San Francisco 49ers	Fair Hooker	157 Yards, 4 Rec.
12/14/1969	at St. Louis Cardinals	Paul Warfield	119 Yards, 4 Rec.
11/30/1969	at Chicago Bears	Gary Collins	126 Yards, 6 Rec.
11/16/1969	at Pittsburgh Steelers	Paul Warfield	132 Yards, 5 Rec.
11/02/1969	vs. Dallas Cowboys	Milt Morin	101 Yards, 7 Rec.
10/18/1969	vs. Pittsburgh Steelers	Gary Collins	103 Yards, 7 Rec.
10/05/1969	vs. Detroit Lions	Paul Warfield	106 Yards, 7 Rec.
12/14/1968	at St. Louis Cardinals	Paul Warfield	104 Yards, 3 Rec.
12/08/1968	at Washington Redskins	Milt Morin	133 Yards, 6 Rec.
12/01/1968	vs. New York Giants	Paul Warfield	137 Yards, 6 Rec.
11/24/1968	vs. Philadelphia Eagles	Milt Morin	108 Yards, 2 Rec.
11/17/1968	at Pittsburgh Steelers	Milt Morin	103 Yards, 5 Rec.

# RECORDS

## 100-YARD RECEIVING GAMES

Date	Opponent	Player	Yards, Rec.
11/10/1968	vs. New Orleans Saints	Paul Warfield	107 Yards, 5 Rec.
11/10/1968	vs. New Orleans Saints	Leroy Kelly	104 Yards, 3 Rec.
10/13/1968	vs. St. Louis Cardinals	Milt Morin	151 Yards, 8 Rec.
10/29/1967	at New York Giants	Paul Warfield	126 Yards, 5 Rec.
10/22/1967	vs. Chicago Bears	Gary Collins	106 Yards, 7 Rec.
10/01/1967	at New Orleans Saints	Paul Warfield	107 Yards, 4 Rec.
12/17/1966	at St. Louis Cardinals	Paul Warfield	161 Yards, 6 Rec.
12/17/1966	at St. Louis Cardinals	Gary Collins	126 Yards, 5 Rec.
12/04/1966	vs. New York Giants	Gary Collins	120 Yards, 5 Rec.
11/14/1965	vs. New York Giants	Ernie Green	160 Yards, 7 Rec.
11/07/1965	vs. Philadelphia Eagles	Gary Collins	128 Yards, 8 Rec.
10/31/1965	vs. Minnesota Vikings	Gary Collins	116 Yards, 4 Rec.
10/24/1965	at New York Giants	Gary Collins	121 Yards, 3 Rec.
09/26/1965	vs. St. Louis Cardinals	Gary Collins	116 Yards, 3 Rec.
12/12/1964	at New York Giants	Paul Warfield	103 Yards, 5 Rec.
11/22/1964	at Green Bay Packers	Paul Warfield	126 Yards, 7 Rec.
10/04/1964	vs. Dallas Cowboys	Paul Warfield	123 Yards, 5 Rec.
09/20/1964	vs. St. Louis Cardinals	Gary Collins	105 Yards, 6 Rec.
12/27/1964	vs. Baltimore Colts (playoffs)	Gary Collins	130 Yards, 5 Rec.
12/01/1963	at St. Louis Cardinals	Gary Collins	100 Yards, 4 Rec.
09/15/1963	vs. Washington Redskins	Jim Brown	100 Yards, 3 Rec.
12/02/1962	at Dallas Cowboys	Rich Kreitling	125 Yards, 7 Rec.
10/21/1962	at St. Louis Cardinals	Ray Renfro	152 Yards, 6 Rec.
11/26/1961	vs. New York Giants	Ray Renfro	166 Yards, 7 Rec.
10/15/1961	vs. Green Bay Packers	Ray Renfro	100 Yards, 7 Rec.
09/17/1961	at Philadelphia Eagles	Ray Renfro	104 Yards, 4 Rec.
12/15/1960	at New York Giants	Bobby Mitchell	133 Yards, 9 Rec.
11/20/1960	at Pittsburgh Steelers	Gern Nagler	177 Yards, 10 Rec.
10/02/1960	vs. Pittsburgh Steelers	Rich Kreitling	157 Yards, 3 Rec.
11/22/1959	vs. Pittsburgh Steelers	Ray Renfro	161 Yards, 5 Rec.
10/25/1959	vs. Washington Redskins	Bobby Mitchell	107 Yards, 3 Rec.
11/30/1958	vs. Washington Redskins	Ray Renfro	100 Yards, 3 Rec.
11/16/1958	at Washington Redskins	Preston Carpenter	115 Yards, 4 Rec.
10/26/1958	at Chicago Cardinals	Ray Renfro	108 Yards, 5 Rec.
10/05/1958	at Pittsburgh Steelers	Preston Carpenter	131 Yards, 7 Rec.
12/15/1957	at New York Giants	Ray Renfro	130 Yards, 4 Rec.
12/01/1957	vs. Chicago Cardinals	Ray Renfro	109 Yards, 3 Rec.
11/17/1957	at Washington Redskins	Darrel Brewster	124 Yards, 6 Rec.
11/17/1957	at Washington Redskins	Ray Renfro	113 Yards, 4 Rec.
11/17/1957	at Washington Redskins	Preston Carpenter	112 Yards, 6 Rec.
11/03/1957	vs. Washington Redskins	Darrel Brewster	103 Yards, 5 Rec.
10/13/1957	vs. Philadelphia Eagles	Darrel Brewster	105 Yards, 4 Rec.
11/11/1956	vs. Baltimore Colts	Ray Renfro	100 Yards, 5 Rec.
12/11/1955	vs. Chicago Cardinals	Ray Renfro	110 Yards, 6 Rec.
11/27/1955	at New York Giants	Ray Renfro	130 Yards, 5 Rec.
11/27/1955	at New York Giants	Darrel Brewster	107 Yards, 5 Rec.
10/16/1955	at Washington Redskins	Darrel Brewster	109 Yards, 6 Rec.



## 100-YARD RECEIVING GAMES

Date	Opponent	Player	Yards, Rec.
10/09/1955	vs. Philadelphia Eagles	Dante Lavelli	108 Yards, 6 Rec.
12/05/1954	at Washington Redskins	Dante Lavelli	128 Yards, 5 Rec.
11/28/1954	at New York Giants	Darrel Brewster	126 Yards, 8 Rec.
11/07/1954	vs. Washington Redskins	Darrel Brewster	114 Yards, 7 Rec.
10/17/1954	at Pittsburgh Steelers	Dante Lavelli	134 Yards, 7 Rec.
12/13/1953	at Philadelphia Eagles	Darrel Brewster	103 Yards, 5 Rec.
12/06/1953	vs. New York Giants	Darrel Brewster	182 Yards, 7 Rec.
11/29/1953	vs. Chicago Cardinals	Ray Renfro	105 Yards, 4 Rec.
11/15/1953	vs. San Francisco 49ers	Dante Lavelli	137 Yards, 6 Rec.
10/10/1953	vs. Philadelphia Eagles	Darrel Brewster	122 Yards, 6 Rec.
10/04/1953	at Chicago Cardinals	Dante Lavelli	137 Yards, 4 Rec.
12/14/1952	at New York Giants	Harry Jagade	103 Yards, 4 Rec.
11/30/1952	at Washington Redskins	Dante Lavelli	106 Yards, 5 Rec.
11/23/1952	vs. Philadelphia Eagles	Mac Speedie	156 Yards, 7 Rec.
11/16/1952	vs. Pittsburgh Steelers	Dante Lavelli	107 Yards, 6 Rec.
11/09/1952	vs. Chicago Cardinals	Mac Speedie	157 Yards, 11 Rec.
10/19/1952	at Philadelphia Eagles	Dub Jones	121 Yards, 6 Rec.
10/12/1952	vs. New York Giants	Mac Speedie	161 Yards, 8 Rec.
11/25/1951	vs. Chicago Bears	Mac Speedie	144 Yards, 6 Rec.
10/27/1951	vs. New York Giants	Dub Jones	116 Yards, 7 Rec.
09/30/1951	at San Francisco 49ers	Dub Jones	143 Yards, 5 Rec.
12/10/1950	at Washington Redskins	Dub Jones	161 Yards, 10 Rec.
10/15/1950	vs. Chicago Cardinals	Dante Lavelli	131 Yards, 6 Rec.
10/15/1950	vs. Chicago Cardinals	Mac Speedie	106 Yards, 6 Rec.
09/24/1950	at Baltimore Colts	Dante Lavelli	115 Yards, 5 Rec.
09/16/1950	at Philadelphia Eagles	Mac Speedie	109 Yards, 7 Rec.
12/24/1950	vs. Los Angeles Rams (playoffs)	Dante Lavelli	128 Yards, 11 Rec.

# RECORDS

## ROOKIE RECORDS

### SCORING

#### Most Points - Season

66 Jerry Kauric (1990); 14 FG, 24 PAT

#### Most Points - Game

24 Jim Brown (11/24/1957 vs. Los Angeles Rams); 4 TD

#### Most Total TDs - Season

10 Eric Metcalf (1989); 6 Rush, 4 Recv  
10 Kevin Mack (1985); 7 Rush, 3 Recv  
10 Jim Brown (1957); 9 Rush, 1 Recv

#### Most Total TDs - Game

4 Jim Brown (11/24/1957 vs. Los Angeles Rams); 4 Rush

#### Most Return TDs - Season

2 Bobby Franklin (1960)  
2 Bobby Mitchell (1958)

#### Most Return TDs - Game

2 Bobby Franklin (12/11/1960 vs. Chicago Bears)  
2 Bobby Mitchell (11/23/1958 vs. Philadelphia Eagles)

#### Most Extra Points - Season

29 Jeff Jaeger (1987)

#### Most Extra Points - Game

5 Jeff Jaeger (11/08/1987 vs. Atlanta Falcons)

#### Most Field Goals - Season

14 Jerry Kauric (1990)

#### Most Field Goals - Game

3 Jeff Jaeger (10/26/1987 vs. Los Angeles Rams)

#### Highest Field Goal Pct (minimum 14 attempts)

70.00 Jerry Kauric (1990); 20-14

#### Most Safeties - Season

1 James Jones (1991)  
1 Doug Dieken (1971)  
1 Junior Wren (1956)  
1 John Kissell (1950)

### RUSHING

#### Most Rushing Attempts - Season

222 Kevin Mack (1985)

#### Most Rushing Attempts - Game

31 Jim Brown (11/24/1957 vs. Los Angeles Rams)

#### Most Rushing Yards - Season

1,104 Kevin Mack (1985)

#### Most Rushing Yards - Game

237 Jim Brown (11/24/1957 vs. Los Angeles Rams)

#### Most Rushing TDs - Season

9 Jim Brown (1957)

#### Most Rushing TDs - Game

4 Jim Brown (11/24/1957 vs. Los Angeles Rams)

#### Best Rushing Average (minimum 150 attempts)

4.97 Kevin Mack (1985); 222-1,104

#### Best Rushing Average (minimum 11 attempts)

13.36 Bobby Mitchell (10/12/1958 vs. Chicago Cardinals); 11-147

### PASSING

#### Most Pass Attempts - Season

399 Tim Couch (1999)

#### Most Pass Attempts - Game

54 Eric Zeier (11/05/1995 vs. Houston Oilers)

#### Most Pass Completions - Season

223 Tim Couch (1999)

#### Most Pass Completions - Game

29 Tim Couch (11/21/1999 vs. Carolina Panthers)

#### Highest Completion Pct (minimum 150 attempts)

55.89 Tim Couch (1999); 399-223

#### Highest Completion Pct (minimum 15 attempts)

78.26 Tim Couch (10/17/1999 vs. Jacksonville Jaguars); 23-18

#### Most Passing Yards - Season

2,447 Tim Couch (1999)

#### Most Passing Yards - Game

310 Eric Zeier (10/29/1995 at Cincinnati Bengals)

#### Most Passing TDs - Season

15 Tim Couch (1999)

#### Most Passing TDs - Game

3 Tim Couch (10/31/1999 at New Orleans Saints)  
3 Bernie Kosar (12/15/1985 vs. Houston Oilers)

#### Highest Quarterback Rating - Season (minimum, 150 attempts)

73.2 Tim Couch (1999)

#### Highest Quarterback Rating - Game (minimum 15 attempts)

132.2 Tim Couch (10/31/1999 at New Orleans Saints)



## ROOKIE RECORDS

**Most Passes Intercepted - Season**

13 Tim Couch (1999)

**Most Passes Intercepted - Game**

- 4 Eric Zeier (12/09/1995 at Minnesota Vikings)
- 4 Terry Luck (12/18/1977 at Seattle Seahawks)

**Fewest Passes Intercepted (minimum 150 attempts)**

7 Bernie Kosar (1985)

**Lowest Interception Pct (Season, 150 Attempts)**

2.82 Bernie Kosar (1985); 248-124

**RECEIVING****Most Receptions - Season**

66 Kevin Johnson (1999)

**Most Receptions - Game**

10 Darrin Chiaverini (12/19/1999 vs. Jacksonville Jaguars)

**Most Receiving Yards - Season**

986 Kevin Johnson (1999)

**Most Receiving Yards - Game**

171 Derrick Alexander (12/04/1994 vs. New York Giants)

**Highest Receiving Average (minimum 20 receptions)**

17.69 Paul Warfield (1964); 52-920

**Highest Receiving Average (minimum 3 receptions)**

31.00 Ozzie Newsome (11/05/1978 at Houston Oilers); 4-124

**Most Receiving TDs - Season**

9 Paul Warfield (1964)

**Most Receiving TDs - Game**

- 2 Kevin Johnson (10/31/1999 vs. New Orleans Saints)
- 2 Brian Brennan (11/25/1984 vs. Houston Oilers)
- 2 Harry Holt (12/18/1983 vs. Pittsburgh Steelers)
- 2 Paul Warfield (11/22/1964 at Green Bay Packers)

**INTERCEPTIONS****Most Passes Intercepted - Season**

8 Bobby Franklin (1960)

**Most Passes Intercepted - Game**

3 Bobby Franklin (12/11/1960 vs. Chicago Bears)

**Most Interception Return Yards - Season**

131 Bobby Franklin (1960)

**Most Interception Return Yards - Game**

95 Bobby Franklin (12/11/1960 vs. Chicago Bears)

**Highest Avg. Gain on Interceptions (minimum 3 int.)**

34.67 Brian Washington (1988); 3-104

**Highest Avg. Gain on Interceptions (minimum 2 int.)**

31.67 Bobby Franklin (12/11/1960 vs. Chicago Bears); 3-95

**Most TDs on Interceptions - Season**

2 Bobby Franklin (1960)

**Most TDs on Interceptions - Game**

2 Bobby Franklin (12/11/1960 vs. Chicago Bears)

**PUNTING****Most Punts - Season**79 Johnny Evans (1978)  
68 Steve Cox (1981)**Most Punts - Game**

10 Johnny Evans (11/05/1978 at Houston Oilers)

**Most Punt Yards - Season**

3,089 Johnny Evans (1978)

**Most Punt Yards - Game**

407 Johnny Evans (11/05/1978 at Houston Oilers)

**Best Gross Punting Average (minimum 35 attempts)**

480 Gary Collins (1962); 45-1,926

**Best Gross Punting Average - Game**

58.00 Johnny Evans (12/03/1978 at Seattle Seahawks); 1-58

**Most Punts Inside 20 YDL - Season**

16 Johnny Evans (1978)

**PUNT RETURNS****Most Punt Returns - Season**

37 Keith Wright (1978)

**Most Punt Returns - Game**

7 Chet Hanulak (11/07/1954 vs. Washington Redskins)

**Most Punt Return Yards - Season**

288 Keith Wright (1978)

**Most Punt Return Yards - Game**

71 Ben Davis (11/05/1967 at Pittsburgh Steelers)

# RECORDS

## ROOKIE RECORDS

### Most Punt Return TDs - Season

- 1 Ben Davis (1967)
- 1 Leroy Kelly (1964)
- 1 Bobby Mitchell (1958)
- 1 Don Phelps (1950)

### Most Punt Return TDs - Game

- 1 Ben Davis (11/05/1967 at Pittsburgh Steelers)
- 1 Leroy Kelly (10/25/1964 vs. New York Giants)
- 1 Bobby Mitchell (11/23/1958 vs. Philadelphia Eagles)
- 1 Don Phelps (12/10/1950 at Washington Redskins)

### Highest Punt Return Average (minimum 15 returns)

- 172 Ben Davis (1967); 18-229
- 125 Greg Pruitt (1973); 16-180

### Highest Punt Return Average (minimum 3 returns)

- 18.33 Ray Renfro (12/07/1952 at Chicago Cardinals); 3-55

## KICKOFF RETURNS

### Most Kickoff Returns - Season

- 44 Ronnie Powell (1999)

### Most Kickoff Returns - Game

- 6 Earnest Hunter (11/19/1995 vs. Green Bay Packers)

### Most Kickoff Return Yards - Season

- 986 Ronnie Powell (1999)

### Most Kickoff Return Yards - Game

- 127 Earnest Hunter (11/19/1995 vs. Green Bay Packers)
- 127 Bo Scott (11/09/1969 at Minnesota Vikings)

### Most Kickoff Return TDs - Season

- 1 Carl Ward (1967)
- 1 Bobby Mitchell (1958)
- 1 Leroy Bolden (1958)

### Most Kickoff Return TDs - Game

- 1 Carl Ward (11/26/1967 vs. Washington Redskins)
- 1 Bobby Mitchell (11/23/1958 vs. Philadelphia Eagles)
- 1 Leroy Bolden (10/26/1958 at Chicago Cardinals)

### Highest Kickoff Return Average (minimum 12 returns)

- 28.88 Bo Scott (1969); 25-722

### Highest Kickoff Return Average (minimum 3 returns)

- 400 Ben Davis (12/10/1967 at St. Louis Cardinals); 3-126

## COMBINED NET YARDS

### Combined Net Yards, Most Attempts - Season

- 272 Eric Metcalf (1989); 187 R, 54 P, 31 PR

### Combined Net Yards, Most Attempts - Game

- 35 Jim Brown (11/24/1957 vs. Los Angeles Rams); 31 R, 3 P, 1 PR

### Combined Net Yards, Most Yards - Season

- 1,748 Eric Metcalf (1989); 633 R, 397 P, 718 KR

### Combined Net Yards, Most Yards - Game

- 269 Jim Brown (11/24/1957 vs. Los Angeles Rams); 237 R, 21 P, 11 KR

### Combined Net Yards, High Avg. (minimum 100 attempts)

- 10.90 Greg Pruitt (1973); 102-1,112

### Combined Net Yards, High Avg. (minimum 10 attempts)

- 15.30 Keith Wright (12/10/1978 vs. New York Jets); 10-153

## SCRIMMAGE YARDS

### Scrimmage Yards, Most Attempts - Season

- 251 Kevin Mack (1985); 222 R, 29 P

### Scrimmage Yards, Most Attempts - Game

- 34 Jim Brown (11/24/1957 vs. Los Angeles Rams); 31 R, 3 P

### Scrimmage Yards, Most Yards - Season

- 1,401 Kevin Mack (1985); 1,104 R, 297 P

### Scrimmage Yards, Most Yards - Game

- 258 Jim Brown (11/24/1957 vs. Los Angeles Rams); 237 R, 21 P

### Scrimmage Yards, High Avg. - Season (minimum 100 attempts)

- 5.58 Kevin Mack (1985); 251-1,401

### Scrimmage Yards, High Avg. - Game (minimum 10 attempts)

- 13.36 Bobby Mitchell (10/12/1958 vs. Chicago Cardinals); 11-147

## QUARTERBACK SACKS

### Most Sacks - Season

- 8 Mack Mitchell (1975)

### Most Sacks - Game

- 3 Chip Banks (9/12/1982 vs. Seattle Seahawks)



## THE LAST TIME (REGULAR SEASON)

**Punt Returned For a TD**

**By Browns** Eric Metcalf, 73 yards (10/23/1994 vs. Cincinnati Bengals)  
**By Opponent** Craig Yeast, 81 yards (12/12/1999 vs. Cincinnati Bengals)

**Kickoff Returned For a TD**

**By Browns** Randy Baldwin, 85 yards (9/4/1994 at Cincinnati Bengals)  
**By Opponent** Dennis Gentry, 91 yards (9/7/1986 at Chicago Bears)

**Interception Returned For a TD**

**By Browns** Mike Caldwell, 24 yards (9/24/1995 vs. Kansas City Chiefs)  
**By Opponent** Rod Woodson, 66 yards (11/7/1999 vs. Baltimore Ravens)

**Fumble Returned For a TD**

**By Browns** Stevon Moore, 22 yards (9/5/1993 vs. Cincinnati Bengals)  
**By Opponent** Robert Blackmon, 5 yards (11/14/1993 at Seattle Seahawks)

**Punt Blocked**

**By Browns** James Williams (10/10/1999 vs. Cincinnati Bengals)  
**By Opponent** Bubba McDowell (11/21/1993 vs. Houston Oilers)

**Shutout Scored**

**By Browns** Cleveland 32, Arizona 0 (9/18/1994)  
**By Opponent** Pittsburgh 43, Cleveland 0 (9/12/1999)

**PAT Unsuccessful**

**By Browns** Phil Dawson (11/7/1999 vs. Baltimore Ravens)  
**By Opponent** Kris Brown (9/12/1999 vs. Pittsburgh Steelers)

**Field Goal Blocked**

**By Browns** Rob Burnett (9/10/1995 vs. Tampa Bay Buccaneers)  
**By Opponent** Eric Thomas (11/3/1991 at Cincinnati Bengals)

**Safety Scored**

**By Browns** Anthony Pleasant (11/14/1993 at Seattle Seahawks)  
**By Opponent** Eddie Robinson (9/19/1999 at Tennessee Titans)

**100 Yards Rushing**

**By Browns** Earnest Byner, 121 yards (12/17/1995 vs. Cincinnati Bengals)  
**By Opponent** Edgerrin James, 103 yards (12/26/1999 vs. Indianapolis Colts)

**400 Yards Passing**

**By Browns** Bernie Kosar, 414 yards (28 of 46) (11/23/1986 vs. Pittsburgh Steelers)  
**By Opponent** Warren Moon, 414 yards (32 of 51) (12/23/1989 at Houston Oilers)

**500 Yards Total Offense**

**By Browns** 536 yards (11/23/1986 vs. Pittsburgh Steelers)  
**By Opponent** 521 yards (1/2/1983 at Pittsburgh Steelers)

CLEVELAND  
**BROWNS**  
■.COM



Your First Hit for  
Cleveland Browns Football







# MISCELLANEOUS

## CLEVELAND BROWNS STADIUM

Cleveland Browns Stadium is a state-of-the-art facility, which was constructed as the home of the Cleveland Browns. The Stadium was built on the site of Cleveland Municipal Stadium, with the groundbreaking ceremony taking place on May 15, 1997. The project was completed on Aug. 1, 1999, and the first game ever at Cleveland Browns Stadium took place Aug. 21, 1999 between the Cleveland Browns and Minnesota Vikings.

The Stadium was built at an estimated cost of \$290 million and was financed with funds from the City, State, County, Regional Transit Authority, the Cleveland Browns and a loan from Cleveland Tomorrow. The Stadium was designed by the architecture firm HOK Sports Facilities Group, while Huber, Hunt & Nichols served as the construction manager for the project.

Cleveland Browns Stadium has a seating capacity of over 73,200 and features 147 Luxury Suites, 8,600 Club Seats and 10,000 Dawg Pound Seats. The Stadium features the largest and most capable video screens in any NFL Stadium. The Prostar VideoPlus display boards are located behind each end zone and measure approximately 27 feet high by 94 feet wide.



### Stadium Facts

- Architect: HOK Sports Facilities Groups.
- Construction Manager: Huber, Hunt & Nichols.
- Seating Capacity: over 73,200.
  - 8,600 Club Seats.
  - 10,000 Dawg Pound Seats (bleacher seating).
  - 147 Luxury Suites.
- ADA Seating: Capable of providing over 1,400 wheelchair-accessible seats.
- Cost: In excess of \$290 million with contributions from the City, State, County, Regional Transit Authority, Cleveland Browns and Cleveland Tomorrow.
- Gridiron Square Dining, Retail and Entertainment Area: A 12,000 square-foot area that includes the Browns Team Shop, the Grille and the Pepsi Cleveland Browns Hall of Fame Museum.



## CLEVELAND BROWNS STADIUM

- Groundbreaking: May 15, 1997.
- Scoreboards: Cleveland Browns Stadium features the largest and most capable video screens in any NFL Stadium. The Prostar VideoPlus display boards are located behind each end zone and measure approximately 27 feet high by 94 feet wide. They are capable of displaying live video and instant replays, as well as game information, player and team statistics, advertising, graphics and animation in 16.7 million colors.
- Stadium Gates:
  - Cleveland Clinic Sports Health Gate – Southwest corner
  - National City Gate – Southeast corner
  - STERIS – Northeast corner
  - CoreComm – Northwest corner
- Playing Field: The playing field was renovated in April 2000. The field was converted from a sand-based field to a sand-soil root zone, making it the first NFL playing surface to incorporate soil. The sod originated at the Tuckahoe Turf Farm in Hammonton, N.J. and blends four variations of Kentucky Bluegrass – P105, Ram I, Limousine and Adelphi. The field was specifically designed and laboratory tested by the Cleveland Browns for the environmental conditions in Cleveland. Modifying the field with soil promotes stability in the field, nutrient retention, increased microorganism activity and increased efficiency in the heating system.



### Inside the Numbers

- 12 ticket windows.
- Four escalators, nine passenger elevators and two freight elevators.
- Seat widths: 19"–21".
- Restrooms: 41 women's, 29 men's, and 12 family toilets. Fixtures include 900 toilets, 390 urinals, and 200 sinks.

# MISCELLANEOUS

## CLEVELAND BROWNS STADIUM

- Concession Stands: 41 permanent concession stands and 71 portable concession stands, with a total of 567 points of sale (which exceeds the industry standard of one point of sale per every 200 guests).
- ADA Locations: 700 wheelchair seats.
- The Browns locker room is 11,000 square feet and the Stadium features two visiting team locker rooms each being 5,600 square feet and one officials locker room at 1,600 square feet.
- Two OfficeMax Club Lounges located on the North (28,000 square feet) and South (30,000 square feet) sides of the Stadium.
- Stadium lighting system features 592 light fixtures, 528 1,500 watt conventional metal halide fixtures with an additional 64 1,500 watt double-ended hot-restart fixtures.
- 640 speakers (435,000 watt audio system) in the seating bowl.
- 24,703 trees, plants, and flowers.
- There is 2,475,000 ft. (469 miles) of telecommunications, security, broadcast and audio system cable. This is equivalent to a 12-story building.
- Footprint: 31 acre site.
- Facility Area: 1.64 million square feet.
- The Stadium is a concrete and glass structure. Precast concrete and cast in-place was used for upper concourse. Natural stone accents are the base of the Stadium.
- The concrete superstructure utilized more than 600 truckloads of concrete, which is equivalent to 60,000 yards, 1,620,000 cubic feet, with a weight of approximately 235,000,000 pounds.
- Superstructure contains 5,300 tons or 10,600,000 pounds of reinforced steel.
- There are over 771,463 square feet of masonry walls.
- More than 829,105 construction masonry units were laid with over 50,537 ground face units.
- Over 14,500 square feet of granite make up the base course of the Stadium.
- 1,200 tons of coolant using air chillers and glycol chilled water.
- 11.65 miles of plumbing pipe that includes storm, sanitary, vent, water and gas piping.
- Plumbing system contains two 2,500-gallon storage tanks.
- The HVAC system has 100 electric baseboard heaters, 167 electric cabinet heaters, 233 electric unit heaters and 194 fan cool units.
- Over 100 pieces of heating, ventilation and air conditioning equipment.
- Total linear feet of railing – 56,186.
- Number of rolling doors – 30.
- Field has been designed for International soccer with dimensions of 69 yards by 114 yards.
- State-of-the-art press box seats more than 250 media personnel and is located on the South side of the Stadium.
- Height of Stadium: 171 feet.
- Width & Length of Stadium: 933 feet wide and 695 feet long.



# MISCELLANEOUS

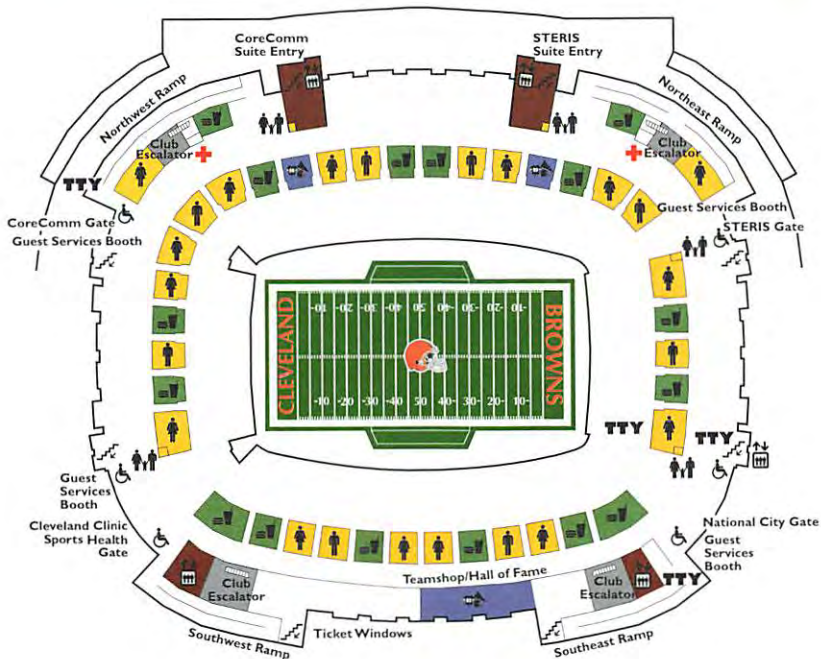
## CLEVELAND BROWNS STADIUM

### CLEVELAND BROWNS STADIUM



# MISCELLANEOUS

## CLEVELAND BROWNS STADIUM



### Main Concourse



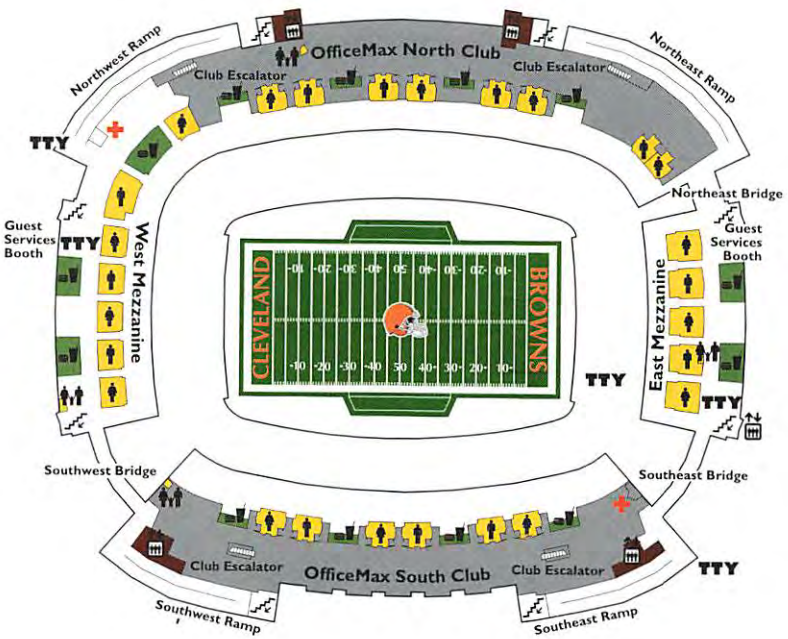
**TTY**

Telecommunications  
Devices for the  
Hearing Impaired




# MISCELLANEOUS

## CLEVELAND BROWNS STADIUM



### OfficeMax Club/East and West Mezzanine



Novelty



Concessions



Family Restroom



Exit Stairs



Wheelchair Access



Women's Restroom



Elevators



First Aid



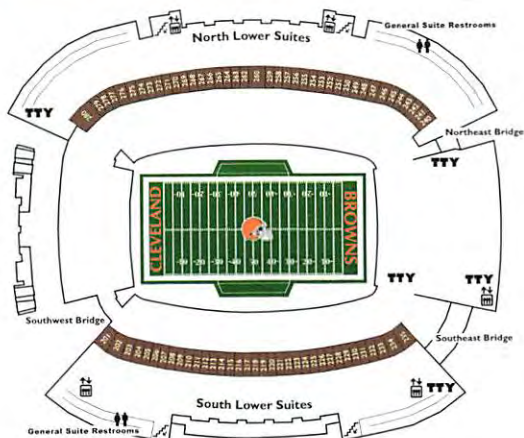
Men's Restroom

**TTY**

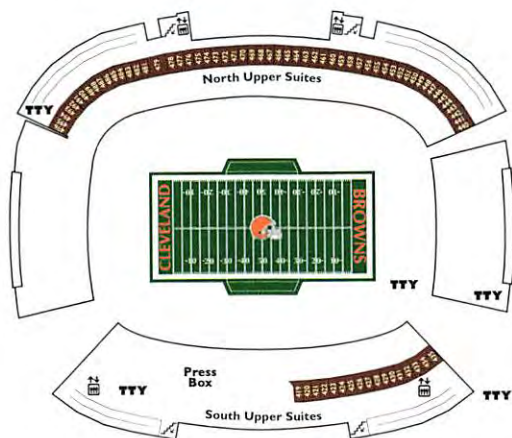
Telecommunications  
Devices for the  
Hearing Impaired

# MISCELLANEOUS

## CLEVELAND BROWNS STADIUM



### Lower Suites



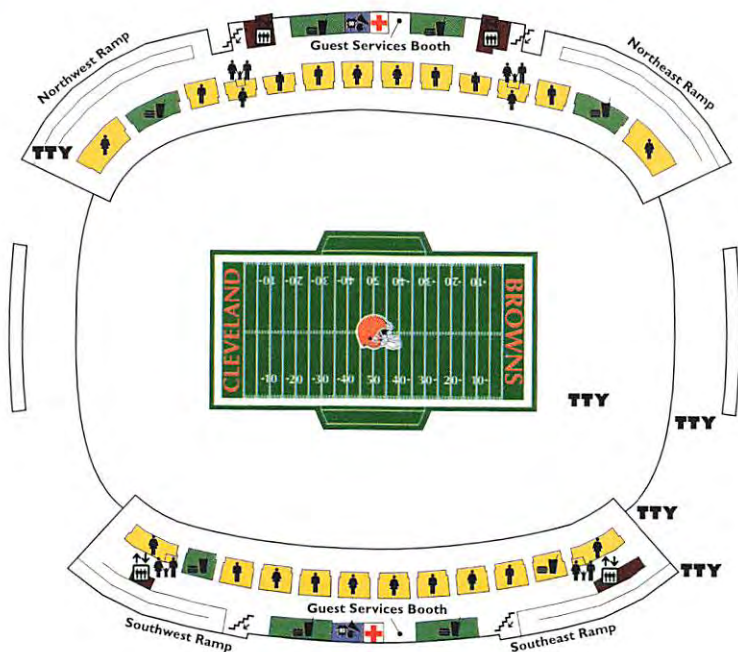
### Upper Suites





# MISCELLANEOUS

## CLEVELAND BROWNS STADIUM



### Upper Concourse



Novelty



Concessions



Family Restroom



Exit Stairs



Wheelchair Access



Women's Restroom



Elevators



First Aid



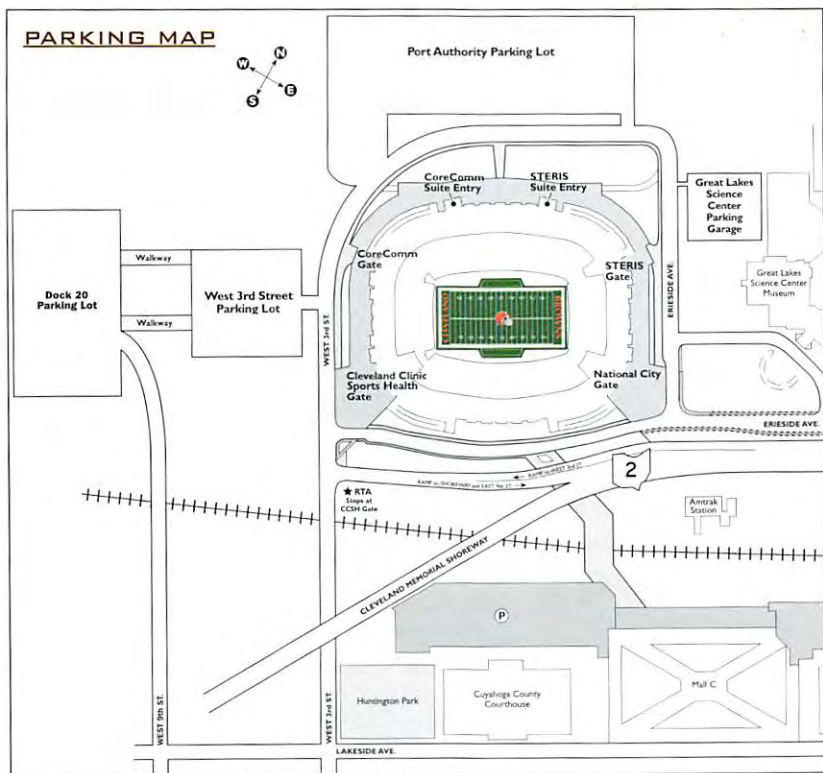
Men's Restroom

**TTY**

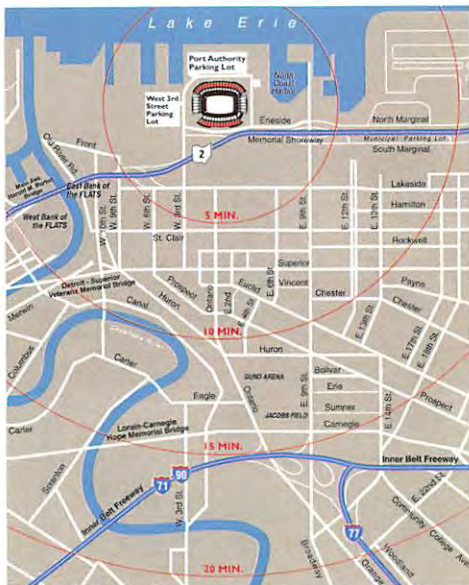
Telecommunications  
Devices for the  
Hearing Impaired

# MISCELLANEOUS

## CLEVELAND BROWNS STADIUM



### AREA MAP





The Cleveland Browns awarded radio broadcast rights to Clear Channel Communications. WMJI-FM (105.7) is the flagship station of the Browns' radio network, and Browns-related programming is featured on other stations in the Clear Channel Communications family as well. The radio network includes nearly 40 affiliates and reaches Browns' fans in five different states.

The talent line-up for the Cleveland Browns Radio Network Broadcast Team features WKYC Channel 3 Sports Director Jim Donovan as the play-by-play announcer; former Browns offensive tackle Doug Dieken as analyst; WTAM Sports Director Mike Snyder as the host for all game day programming; WTAM Sports Anchor Casey Coleman as field and locker room reporter; and former Browns cornerback Hanford Dixon provides analysis on the pre-game show.

Donovan takes the game from kickoff to final play. Donovan began his Cleveland career in 1985 as weekend sports anchor for Channel 3 and handled play-by-play for NBC Sports' NFL games from 1987-97. In addition, he received an Emmy for "Browns '92: The Next Step" and for his report in 1990 on Bob Golic's farewell to the Cleveland Browns. Before coming to Cleveland, he provided play-by-play basketball and hockey coverage for the Satellite News Channel in Burlington, Vt. He also served for one season as play-by-play announcer for the Vermont Reds, a Cincinnati Reds minor league baseball team.

Dieken, a former Browns player and radio color talent, analyzes the action. Dieken played 14 seasons at left tackle for the Browns and is just one of 12 men in the history of the NFL to play in over 200 consecutive games. Following his retirement from football, Dieken became one of the voices of the Browns on the Cleveland Browns Radio Network sharing the microphone with Jim Mueller, Casey Coleman and the late Nev Chandler.

Snyder hosts all game day programming including pre- and post-game, halftime and the Chris Palmer Show on Browns' Flagship WMJI 105.7, tentatively scheduled for Monday evenings. With over 20 years of sports broadcast experience, Snyder hosted the pre-game and halftime show on the Cleveland Browns Radio Network from 1986-89. He currently hosts the pre- and post-game and halftime shows for the NBA Cleveland Cavaliers and handles TV play-by-play for the WNBA Cleveland Rockers. Additionally, Snyder hosted the Cleveland Indians Radio Network pre-game show for two seasons.

Coleman will cover all field, sideline and locker room reporting. Son of legendary Cleveland Browns football play-by-play announcer Ken Coleman, Casey is no stranger to sports. With almost 25 years of sports broadcasting under his belt, he brings two seasons (1994 and '95) of Cleveland Browns play-by-play experience with partner Doug Dieken and currently hosts "Tribe Insider", WTAM's Cleveland Indians pre-game show.

Dixon, a former number one draft pick of the Browns in 1981, provides analysis for the Countdown to Kickoff pre-game show and co-host to Browns Prime Time on Monday evenings. Dixon played cornerback for nine seasons with the Browns and totaled 26 career interceptions and was named All Pro on three occasions.

# MISCELLANEOUS

## CLEVELAND BROWNS RADIO NETWORK

### Radio Affiliates

#### Ohio

Akron	WAKR	1590 AM
Ashtabula	WFUN	970 AM
Athens	WATH	970 AM
Bucyrus	WQEL	92.7 FM
Cadiz	WCDK	106.3 FM
Canton	WHBC	1480 AM
Celina	WKKI	94.3 FM
Chillicothe	WFCB	94.3 FM
Columbus	WFII	1230 AM
Dayton	WONE/WIZE	980 AM/1340 AM
Defiance	WDFM	98.1 FM
Delaware	WDLR	1550 AM
Dover	WJER	1450 AM
E. Liverpool	WOHI	1490 AM
Findlay	WCKY	103.7 FM
Fredricktown/Mt. Vernon	WWBK	98.3 FM
Lima	WBUK	107.5 FM
Loudonville	WBZW	107.7 FM
Mansfield	WMAN	1400 AM
Marietta	WJAW	101 FM
Marion	WMRN	1490 AM
Newark	WHTH	790 AM
Portsmouth	WNXT	99.3 FM
Sandusky	WCPZ	100.9 FM
Toldeo	WIOT	104.7 FM
Wooster	WQKT/WKVX	104.5 FM/960 AM
Youngstown	WNCD	106 FM
Zanesville	WHIZ	102.5 FM/1240 AM

#### Kentucky

Lexington	WTKT	1580 AM
Louisa	WSAC	92.3 FM

#### New York

Hornell	WLEA	1480 AM
Olean	WMXO	101.5 FM
Rochester	WYSL	1040 AM

#### Pennsylvania

Erie	WFGO	94.7 FM
Greenville	WEXC	107 FM
Meadville	WAQM	104.5 FM

#### West Virginia

Wheeling	WBBD	1400 AM
----------	------	---------



# MISCELLANEOUS

## CLEVELAND BROWNS LOCAL TELEVISION

The Cleveland Browns awarded local television broadcast rights to WKYC-TV 3. The NBC affiliate broadcasts all of the Browns' preseason games and also produces a weekly coach's show, pre-game and post-game shows and a Saturday-morning show for children.

### Preseason Television Announcers

The announcing team for Cleveland Browns preseason games on WKYC-TV 3 consists of Don Criqui and Todd Blackledge. Criqui, a veteran sports announcer, provides play-by-play coverage and Blackledge, a former NFL quarterback, adds color commentary for the Browns games on TV 3.

Criqui rejoined NFL coverage on CBS in 1998, doing play-by-play. Previously, he had worked at CBS Sports for 12 years and with NBC Sports for 19 years. Criqui joined NBC Sports as a football play-by-play announcer in 1979. In 1992, he served as host of NBC/Cablevision's pay-per-view coverage of the Summer Olympics from Barcelona, Spain. He has called Notre Dame football, NBA, golf, auto racing and 14 Orange Bowl games. Criqui has hosted Wimbledon, World Cup soccer and called play-by-play for NBC Radio's coverage of the NFL and Super Bowls XX and XXI.

Blackledge, a seven-year National Football League veteran and former Penn State starting quarterback, joined CBS Sports in 1999 as lead analyst for college football coverage. He served as a football analyst for ABC Sports and ESPN from 1994-1998. In addition, Blackledge also worked Philadelphia Eagles preseason games for the Eagle TV Network. A native of Canton, Ohio, Blackledge and his family reside in the Akron/Canton area.

### WKYC TV-3 Preseason Programming

#### **Cleveland Browns Preseason Special**

Aug. 5 at 7:00-8:00 p.m.

#### **Browns Pre-Game Huddle**

Preseason Pre-Game Show

July 30, Aug. 12, Aug. 19 and Aug. 26

#### **Preseason Games**

Philadelphia Eagles at Cleveland Browns: Sunday, July 30 at 8:00 p.m.

Cleveland Browns at Chicago Bears: Saturday, Aug. 12 at 8:00 p.m.

Washington Redskins at Cleveland Browns: Saturday, Aug. 19 at 7:30 p.m.

Cleveland Browns at Green Bay Packers: Saturday, Aug. 26 at 5:00 p.m.

#### **Browns Extra**

Preseason Post-Game Show

July 30, Aug. 12, Aug. 19 and Aug. 26

### WKYC TV-3 Weekly Browns Programming

#### **Progressive Auto Insurance Browns Tonight**

Sundays at 11:30 p.m. (30 minutes) – 21 shows

Premieres July 30 (due to NBC's Olympic coverage, shows on Sept. 17 and Oct. 1 will air from 6:15 – 6:30 p.m.; there will not be a show on Sept. 24)

#### **Browns Playbook with Chris Palmer**

Mondays at 6:30 p.m. (30 minutes) – 20 shows

Premieres Aug. 7

#### **Browns Blitz**

Saturdays at 10:30 a.m. (30 minutes) – 19 shows

Premieres Aug. 12

#### **Browns Pre-Game Huddle**

Sundays at 11:30 a.m. (30 minutes) – 16 shows

Premieres Sept. 3 (due to NBC's Olympic coverage, shows on Sept. 17, Sept. 24 and Oct. 1 will air from 10:00 – 10:30 a.m.)

# MISCELLANEOUS

## MEDIA GUIDELINES

**Training Camp:** Credentials for training camp are issued by the Browns' public relations office. Those outlets not covering the club on a daily basis must contact the public relations office one day prior to arrival. ALL media are required to show a photo ID and sign in before attending practice. Credentials must be worn at all times.

Reporters and photographers accredited for camp are requested to remain within designated areas on the perimeter of the fields. No media members will be allowed in the areas between the two practice fields. Photographers and videographers are requested to stand 10 yards off the sidelines. Camera equipment must be attended to at all times. **CAMERA TRIPODS ARE NOT ALLOWED ON THE PRACTICE FIELDS.** The only time for player interviews is at the conclusion of morning practice. Any member of the media wishing to interview a Browns' assistant coach must first receive clearance from the club's public relations department. Please notify anyone on the public relations staff of these requests as soon as possible to ensure your needs can be facilitated. Head Coach Chris Palmer will address the media at the conclusion of the morning practice.

**Regular Season:** Only local media will be allowed to attend regular season practices. Reporters and photographers are requested to remain within designated areas on the perimeter of the fields. No media members will be allowed in the areas between the two practice fields. Photographers and videographers are requested to stand 10 yards off the sidelines. Camera equipment must be attended to at all times. **CAMERA TRIPODS ARE NOT ALLOWED ON THE PRACTICE FIELDS.** The Browns locker room will be open for player interviews on Monday from 3:30-4:00 p.m., on Wednesday and Thursday from 11:45 a.m. – 12:15 p.m. and on Friday from 1:00-1:30 p.m. Any member of the media wishing to interview a Browns' assistant coach must first receive clearance from the club's public relations department. Please notify anyone on the public relations staff of these requests as soon as possible to ensure your needs can be facilitated. Head Coach Chris Palmer will hold a weekly news conference on Monday at 4:00 p.m. and will be available to the media on Wednesday and Thursday from 12:15-12:30 p.m. and on Friday from 1:15 – 1:30 p.m. for interviews as requested in advance. There will be no interviews granted on Saturdays during the season except for network TV.





**Booths:** Radio and television broadcast booths are located to the east of the working press area on the same level.

**Dark Rooms:** Dark rooms are located in the Northwest corridor on the service level.

**Entry:** The media entrance is located on the North side of the Stadium off of Erieside Avenue, across from the Port Authority Parking lots.

**Locker Room Access:** Both team locker rooms will be open to press bearing the proper credentials following the NFL-mandated 10-12 minute cooling-off period. The media elevator will transport members of the press that wish to visit the locker room with five minutes remaining in the fourth quarter. To reach either locker room from the press box, simply take the elevators to the Service/Locker Room Level and follow signs or ask for directions from guest services staff to home and visitor locker rooms.

**Media Relations:** The Cleveland Browns Communications staff will be located at the East end of the working press box. The Communications staff will also have an office in the press box, located behind the seating on the South side of the working press box area.

**Media Room (Field Level):** The media room, which will serve meals to sideline media prior to the game and at halftime, is located adjacent to the television truck parking area. Flip cards, releases, NFL Insiders and game statistics will also be distributed to sideline media from this room.

**Parking:** Members of the media that obtain parking passes will find parking on the North side of the Stadium. Only media members with properly displayed parking passes will be allowed in the media lot.

**Press Box:** The Cleveland Browns Stadium press box houses both print and electronic media on the same level. Upon exiting the media elevator, follow directions to the press box and dining area.

**Pre-game Meals:** Pre-game meals will be served buffet style in the spacious press box dining area. While dining, guests may keep up with all of the game action around the National Football League through television monitors mounted above the working area of the press box to display replays, statistics, scores and action from around the league.

**Post-Game Interview Areas:** Following the conclusion of the game, the head coach for each team will address the media from designated interview areas.

**Statistics and Materials:** Statistics will be distributed to each seat throughout the game and full play-by-plays will be available approximately 20 minutes following the conclusion of each contest. The Browns media relations staff will distribute all statistics and material from the copy room located in the Media Room behind the working press box area.

**Will Call:** Members of the media needing to pick up their passes at the game will find the media will-call booth located at the Southwest corner of the Stadium and the press gate entrance is located at the Northwest corner of Cleveland Browns Stadium.

# MISCELLANEOUS

## TRAINING AND ADMINISTRATIVE COMPLEX

The Cleveland Browns Training and Administrative Complex is located in Berea, Ohio, on 13 acres of land. The facilities include a recently remodeled administration building of 76,000 sq. ft., a field house of 60,000 sq. ft. with a 70-yard field, three natural grass practice fields and a field maintenance building. The building originally opened in August 1991 and was renovated in the spring of 1999 to accommodate the return of the Browns. Renovations include a new owner's suite, new practice fields, a new fenced in parking lot and refurbished offices and meeting rooms.

Some state-of-the-art training features include a 5,400 sq. ft. weight room, a 3,100 sq. ft. training room – including a 840 sq. ft. hydrotherapy room with cold pool, three whirlpools, sauna and a rehabilitative exercise "Swimex" pool. The facility also boasts a 1,280 sq. ft. team meeting room with 102 theater seats, individual meeting rooms for position meetings, a 2,700 sq. ft. players' locker room with 61 permanent lockers and room for accommodating temporary lockers and a restaurant-style kitchen for meal preparation.

### 2000 Training Camp

The Cleveland Browns begin preparations for the 2000 season by officially opening training camp on Wednesday, July 12 at the club's training and administrative complex in Berea, Ohio. Rookies and selected veterans will begin practicing on July 12 and the first full-squad practice will take place on July 15. Training camp practices conclude on Tuesday, Aug. 15.

All practices are open to the public free of charge. Fans can park in the team-owned parking lot across the street from the team's facility or in legal parking spaces on surrounding streets.

### Fan/Media Parking Directions

From North: Take I-71 South to Route 237. Follow Route 237 South to Eastland Road. Turn left onto Eastland Road and continue to Lou Groza Boulevard (First Avenue). Turn right onto Lou Groza Boulevard, the Browns training facility is on the left. Fan/Media parking is across the street from the training facility on the right.

From South: Take I-71 North to the Bagley Road, Exit 235. Take Bagley Road left heading west to Front Street. Turn right on Front Street and continue to Lou Groza Boulevard (First Avenue). Turning right onto Lou Groza Boulevard, the Browns training facility is on the right. Fan/Media parking is across the street from the training facility on the left.

From East: Take I-480 West to Route 237 South. Follow Route 237 South to Eastland Road. Turn left onto Eastland Road and continue to Lou Groza Boulevard (First Avenue). Turn right onto Lou Groza Boulevard, the Browns training facility is on the left. Fan/Media parking is across the street from the training facility on the right.

From West: Take I-480 East to Grayton Road. Right on Grayton Road and continue to Brookpark Road. Turn left onto Brookpark Road to Route 237 South. Right on Route 237 South and follow to Eastland Road. Turn left onto Eastland Road and continue to Lou Groza Boulevard (First Avenue). Turn right onto Lou Groza Boulevard, the Browns training facility is on the left. Fan/Media parking is across the street from the training facility on the right.





### **Cleveland Browns Training Camp History**

Bowling Green State University.....	1946-51
Hiram College .....	1952-74
Kent State University.....	1975-81
Lakeland Community College .....	1982-91
Berea .....	1992-95, 1999-2000

# MISCELLANEOUS

## BROWNS IN THE COMMUNITY

During the commemorative 1999 season, the Cleveland Browns players, coaches, executives and staff members immersed themselves in community outreach. The Cleveland Browns donated a significant amount of time and funding to support charities, causes and non-profit organizations to improve the quality of life throughout the Greater Cleveland area. The Browns are looking forward to continued involvement in the community in 2000. The following is a sample of the many community programs the Browns supported over the past year:

- Browns President and Chief Executive Officer Carmen Policy and his wife, Gail, served as honorary co-chairs for "Living Legends" the 10th Anniversary celebration benefiting the Center for Families and Children. The event raised over \$130,000 and was attended by more than 500 people – the biggest fundraiser for the center to date. The Policys were accompanied by several members of the team's front office staff including, Head Coach Chris Palmer and his wife, Donna; Vice President, Director of Football Operations Dwight Clark and his wife, Ashley; and Vice President – Finance & Treasurer Doug Jacobs. Browns players who were also in attendance included, quarterback Ty Detmer and his wife, Kim; center Dave Wohlabaugh and his wife, Virginia; defensive back Ray Jackson; and tight end James Dearth.
- The Coach's Community Corner program targeted 95 non-profit organizations throughout the Greater Cleveland area, with emphasis on the elderly, handicapped, mentally disadvantaged, minority children and disadvantaged youth. These groups were invited to attend the afternoon training sessions July 22-Aug. 15, 1999 from 3:20 p.m. – 5:15 p.m. The team's invited guests received VIP parking, reserve seating, t-shirts, snacks and refreshments. Following the practice the coaches and players took special notice to the Coach's Community Corner and signed autographs.



Head Coach Chris Palmer is always a fan favorite at training camp practices through his support of the Coach's Community Corner.



- Defensive end Derrick Alexander adopted four local Middle Schools within the Cleveland Municipal School District: Wilson, Martin Luther King, Central and Mary B. Martin. Students at these four schools worked hard towards regular attendance, good behavior and good grades. In addition, before every home game these students competed in an essay contest to become a member of DA's Achievers. The winning students, one at each school, received two tickets, ten dollars, a game program, transportation to the upcoming home game and had the opportunity to meet and take a photo with Derrick on the field.
- The Browns' 1999 rookies were also very active in the community as safety Marquis Smith and cornerback Daylon McCutcheon teamed up to start the holidays with a Toy Drive benefiting underprivileged children in the Cleveland Area. Hundreds of toys from the team's fantastic fans filled Harpo's Sports Club Café in Brookpark, Ohio, in time for the Christmas season.
- The Campbell's Chunky NFL Tackling Hunger 2000 Program is a nationwide hunger relief effort that links the on-the-field performances of all 31 NFL teams to canned soup donations. The Cleveland Browns worked with the Campbell Soup Company to create a preseason training food drive to benefit the Cleveland Foodbank, Inc. To highlight the Tackling Hunger 2000, Campbell's donated one can of soup for each pound of the Browns' offensive line. Guard Jim Pyne represented his linemates at the weigh-in using a Campbell's Chunky Soup Scale, in which the player's weight was measured in cans of soup.
- Cleveland experienced the Taste of the NFL first hand when celebrity chefs came together with past and present Browns players to raise money for Food Rescue of Northeast Ohio. This event was held at Cleveland Browns Stadium in the OfficeMax Club Lounge Cityview. The 1,000 attendees had the chance to dine with the elite of the gridiron and the griddle. After each course, a different football star and celebrity chef sat down and ate with the guests and provided the unique opportunity to receive autographs and recipes. The event was held independent of the Super Bowl for the first time ever.



Fullback Marc Edwards helped distribute food to the those in need during the holiday season.

# MISCELLANEOUS

## BROWNS IN THE COMMUNITY

- The Cleveland Browns and United Way Services celebrated the NFL's 26-year affiliation with the United Way by joining together to build a 50' by 40' playground at the West Side Ecumenical Ministry. Twenty-three (23) players and forty-three (43) staff members built the playground for children in the ministry and neighborhood.
- The Cleveland Browns tackled something other than football during the holiday season – Thanksgiving dinner. Browns players and staff members served a traditional Thanksgiving dinner with all the trimmings to over 200 hungry and homeless Clevelanders at Willson Towers. Cornerback Daylon McCutcheon, fullback Tarek Saleh and other players kicked off the event benefiting the local Salvation Army.
- Defensive end Derrick Alexander, cornerback Corey Fuller and fullback Marc Edwards were among the players that teamed up with the United Black Fund to distribute 400 turkeys to needy and deserving families in the inner city within the Fairfax Empowerment Zone of Cleveland.
- Defensive tackle Darius Holland ran his Holland's Heroes program at four Westside Middle Schools within the Cleveland Municipal School District: Lincoln, Thomas Jefferson, Gallagher and Wilbur Wright. To become a Holland's Hero, students were selected by their school after submitting a winning essay. Each Holland's Hero won two tickets, transportation, \$10 for food and a game program to the upcoming Browns home game at Cleveland Browns Stadium.
- Center Dave Wohlbaugh and his wife, Virginia, adopted a Cleveland family through the Cleveland Families and Services programs. The Wohlbaugh's made Christmas wishes come true for the family of four with a contribution of toys and clothes.
- The Browns granted Christmas wishes to all the children at the Cleveland Clinic Children's Hospital. The children who were being treated at the hospital wrote a Christmas wish list and two days later guard Jim Pyne, quarterback Ty Detmer, wide receiver Kevin Johnson and several other players arrived with gifts in hand.
- Cleveland Browns fans know how to have fun! Every home game 73,200 fans filled Cleveland Browns Stadium to celebrate football at its finest. The Browns partnered with Safe Ride and MADD programs to ensure that every fan returned home safely. Browns spokesperson, quarterback Ty Detmer, did not want fans to drive home intoxicated. Fans who had too much to drink were instructed to stop by the Safe Ride/MADD office located on the main concourse next to the Cleveland Clinic Sports Health Gate to receive an alternative free ride home.




During pre-game of all Cleveland Browns' home games, Derrick Alexander met with winners of his DA's Achievers program.




Quarterback Tim Couch took time during the 1999 training camp to visit with the children in Coach's Community Corner.



- The Giant Eagle Jr. Training Table was a fun and exciting 60-minute program created to enlighten and educate the students about the benefits of fitness and nutrition. Guard Jim Pyne, fullback Marc Edwards and running back Terry Kirby were among the players that teamed-up with Giant Eagle to present the Jr. Training Table program at Franklin D. Roosevelt, Roehn, Solon, North Olmsted and Harry Davis Middle Schools throughout the 1999 season.
- The Cleveland Browns Blood Drive was held in response to the blood emergency called by the American Red Cross, Blood Services, Northern Ohio Region on Aug. 23, 1999 at the Browns Training Camp. Blood inventories often plummet during the summer and the Cleveland Browns made it easy and fun to donate blood and cheer on your favorite team at the same time.
- The Cleveland Browns made wishes come true every home game with the Make-A-Wish Foundation. Children with life threatening illnesses throughout the country were granted their biggest wish to see the Browns players and coaches first hand at Cleveland Browns Stadium. Each child and their family received tickets, a Browns Insider game program and autographed footballs from Browns' players such as linebacker Jamir Miller, guard Jim Pyne and punter Chris Gardocki.
- The Cleveland Browns were committed to the welfare of children and teamed up with local children's hospitals to brighten up terminally ill patients. Offensive lineman Jim Bundren, kicker Phil Dawson, quarterback Ty Detmer, wide receiver Kevin Johnson, defensive lineman Arnold Miller, guard Jim Pyne, linebacker Wali Rainer, fullback Tarek Saleh, safety Marquis Smith, offensive lineman Steve Zahursky, defensive lineman Tyrone Rogers, running back Madre Hill and wide receiver Damon Dunn were among the Browns' players who donated significant time and support to children in local hospitals.



Above, center Jim Pyne visited with children at local hospitals to celebrate the Halloween festivities.



Linebacker Wali Rainer promoted healthy living by distributing apples to students who participated in the Giant Eagle Jr. Training Table.

# MISCELLANEOUS

## BROWNS BACKERS WORLDWIDE



Browns Backers Worldwide, the official fan club of the Cleveland Browns was founded in 1984 and is considered to be the largest organized fan club in all of professional sports. With 18,500 individual members and counting and 250 official Browns Backers Clubs located throughout the United States and in various countries around the world, you're bound to find a Browns Backer in almost every city.

Official Browns Backers Members, whether online or through membership in their local club, strive to promote fun, fellowship, friendship, and goodwill while actively expressing to their communities their undeniable passion for the Cleveland Browns. As a Browns Backer, not only will you be connected with other Browns fans around the world, you will receive the latest information on the team, the opportunity to participate in special Browns Backers ticket offers, attend a Browns Backers Day at Training Camp, along with several other exclusive benefits such as an official membership card and auto decal.

If you would like to become a part of the fan club composed of the best football fans in the world, please visit [www.clevelandbrowns.com](http://www.clevelandbrowns.com) or call the Browns at 440-891-5000. GO BROWNS!!



The Plymouth Owls Browns Backers Club, founded in 1989 in Plymouth, Ohio, artistically display their club name at their 1999 Super Bowl party.



# MISCELLANEOUS

## 2000 NFL PRESEASON SCHEDULE

(All Times local except for American Bowl games, which are Eastern Time)

### Saturday, July 29

Atlanta at Indianapolis .....	7:00 P.M.
New Orleans at New York Jets .....	8:00 P.M.

### Sunday, July 30

Philadelphia at Cleveland .....	8:00 P.M.
Pittsburgh at Dallas .....	7:00 P.M.

### Monday, July 31

AFC-NFC Pro Football Hall of Fame Game at Canton, Ohio	
New England vs. San Francisco .....	(ABC) 8:00 P.M.

### FIRST WEEK

#### Friday, Aug. 4

Cincinnati at Buffalo .....	7:30 P.M.
Jacksonville at Carolina .....	8:00 P.M.
New England at Detroit.....	7:00 P.M.
New York Jets at Green Bay .....	7:00 P.M.
Washington at Tampa Bay.....	7:30 P.M.

#### Saturday, Aug. 5

American Bowl at Tokyo, Japan	
Atlanta vs. Dallas .....	(ESPN) 10:00 P.M.
Chicago at New York Giants .....	8:00 P.M.
Denver at Arizona.....	7:00 P.M.
Indianapolis at Seattle .....	5:00 P.M.
Kansas City at Tennessee .....	7:00 P.M.
Miami at Pittsburgh .....	7:30 P.M.
New Orleans at Minnesota .....	7:00 P.M.
Oakland at St. Louis .....	7:00 P.M.
Philadelphia at Baltimore .....	8:00 P.M.
San Diego at San Francisco .....	6:00 P.M.

### SECOND WEEK

#### Thursday, Aug. 10

Carolina at Pittsburgh.....	7:30 P.M.
Tampa Bay at Miami.....	7:00 P.M.

#### Friday, Aug. 11

Cincinnati at Atlanta.....	7:30 P.M.
New England at Washington .....	8:00 P.M.
New York Giants at Jacksonville.....	(CBS) 8:00 P.M.

#### Saturday, Aug. 12

Buffalo at Detroit .....	(ESPN) 8:35 P.M.
Cleveland at Chicago .....	7:00 P.M.
Minnesota at San Diego .....	6:00 P.M.
New York Jets at Baltimore .....	8:00 P.M.
Seattle at Arizona .....	7:00 P.M.

#### Sunday, Aug. 13

Green Bay at Denver .....	(FOX) 2:00 P.M.
Oakland at Dallas .....	7:00 P.M.
San Francisco at Kansas City .....	7:30 P.M.

# MISCELLANEOUS

## 2000 NFL PRESEASON SCHEDULE

### Monday, Aug. 14

St. Louis at Tennessee .....	(ABC) 7:00 P.M.
New Orleans vs. Indianapolis .....	7:00 P.M.

### THIRD WEEK

#### Friday, Aug. 18

Arizona at Minnesota .....	(ESPN) 7:35 P.M.
Baltimore at Carolina .....	8:00 P.M.
Detroit at Oakland .....	6:00 P.M.
New York Giants at New York Jets .....	8:00 P.M.
San Diego at Atlanta .....	7:30 P.M.
Tennessee at Philadelphia .....	7:30 P.M.

#### Saturday, Aug. 19

American Bowl at Mexico City, Mexico	
Indianapolis vs. Pittsburgh .....	(CBS) 8:00 P.M.
Buffalo at St. Louis .....	7:00 P.M.
Chicago at Cincinnati .....	7:30 P.M.
Dallas at Denver .....	7:00 P.M.
Jacksonville at Kansas City .....	7:30 P.M.
San Francisco at Seattle .....	8:00 P.M.
Washington at Cleveland .....	7:30 P.M.

#### Sunday, Aug. 20

Tampa Bay at New England .....	(FOX) 4:00 P.M.
--------------------------------	-----------------

#### Monday, Aug. 21

Green Bay at Miami .....	(ABC) 8:00 P.M.
--------------------------	-----------------

### FOURTH WEEK

#### Thursday, Aug. 24

Atlanta at Jacksonville .....	7:30 P.M.
Buffalo at Philadelphia .....	8:00 P.M.
Carolina at New England .....	8:00 P.M.
Minnesota at Indianapolis .....	7:00 P.M.
St. Louis at Dallas .....	(ESPN) 7:35 P.M.
Seattle at Oakland .....	6:00 P.M.

#### Friday, Aug. 25

Arizona at San Diego .....	7:00 P.M.
Baltimore at New York Giants .....	8:00 P.M.
Denver at San Francisco .....	6:00 P.M.
Detroit at Cincinnati .....	7:30 P.M.
Kansas City at Tampa Bay .....	7:30 P.M.
Miami at New Orleans .....	7:00 P.M.
Pittsburgh at Washington .....	8:00 P.M.
Tennessee at Chicago .....	7:00 P.M.

#### Saturday, Aug. 26

Cleveland at Green Bay .....	4:00 P.M.
------------------------------	-----------



# MISCELLANEOUS

## 2000 NATIONAL FOOTBALL LEAGUE SCHEDULE

(All Times Local)

### FIRST WEEKEND

#### Sunday, Sept. 3

CBS-TV National Weekend

(Open Date: Cincinnati)

Arizona at New York Giants.....	1:00 P.M.
Baltimore at Pittsburgh .....	1:00 P.M.
Carolina at Washington .....	1:00 P.M.
Chicago at Minnesota .....	12:00 P.M.
Detroit at New Orleans.....	12:00 P.M.
Indianapolis at Kansas City .....	12:00 P.M.
Jacksonville at Cleveland .....	1:00 P.M.
New York Jets at Green Bay .....	3:15 P.M.
Philadelphia at Dallas .....	3:05 P.M.
San Diego at Oakland .....	1:15 P.M.
San Francisco at Atlanta .....	1:00 P.M.
Seattle at Miami .....	4:15 P.M.
Tampa Bay at New England .....	1:00 P.M.
Tennessee at Buffalo.....	8:35 P.M.

#### Monday, Sept. 4

Denver at St. Louis .....	8:00 P.M.
---------------------------	-----------

### SECOND WEEKEND

#### Sunday, Sept. 10

FOX-TV National Weekend

(Open Date: Pittsburgh)

Atlanta at Denver.....	2:15 P.M.
Carolina at San Francisco .....	1:15 P.M.
Chicago at Tampa Bay .....	1:00 P.M.
Cleveland at Cincinnati .....	1:00 P.M.
Green Bay at Buffalo .....	1:00 P.M.
Jacksonville at Baltimore .....	1:00 P.M.
Kansas City at Tennessee .....	12:00 P.M.
Miami at Minnesota.....	12:00 P.M.
New Orleans at San Diego .....	1:15 P.M.
New York Giants at Philadelphia .....	1:00 P.M.
Oakland at Indianapolis .....	12:00 P.M.
St. Louis at Seattle .....	1:15 P.M.
Washington at Detroit .....	4:15 P.M.
Dallas at Arizona .....	5:35 P.M.

#### Monday, Sept. 11

New England at New York Jets .....	9:00 P.M.
------------------------------------	-----------

### THIRD WEEKEND

#### Sunday, Sept. 17

FOX-TV National Weekend

(Open Dates: Arizona, Indianapolis, Tennessee)

Atlanta at Carolina.....	1:00 P.M.
Buffalo at New York Jets .....	1:00 P.M.
Cincinnati at Jacksonville .....	1:00 P.M.
Denver at Oakland.....	1:05 P.M.
Minnesota at New England.....	4:15 P.M.

# MISCELLANEOUS

## 2000 NATIONAL FOOTBALL LEAGUE SCHEDULE

### Sunday, Sept. 17 (continued)

New Orleans at Seattle .....	1:15 P.M.
New York Giants at Chicago .....	3:15 P.M.
Philadelphia at Green Bay .....	12:00 P.M.
Pittsburgh at Cleveland .....	1:00 P.M.
San Diego at Kansas City.....	3:05 P.M.
San Francisco at St. Louis .....	12:00 P.M.
Tampa Bay at Detroit .....	1:00 P.M.
Baltimore at Miami .....	8:35 P.M.

### Monday, Sept. 18

Dallas at Washington .....	9:00 P.M.
----------------------------	-----------

### FOURTH WEEKEND

#### Sunday, Sept. 24

CBS-TV National Weekend

(Open Dates: Buffalo, Carolina, Minnesota)

Cincinnati at Baltimore.....	1:00 P.M.
Cleveland at Oakland .....	1:15 P.M.
Detroit at Chicago .....	12:00 P.M.
Green Bay at Arizona .....	1:05 P.M.
Kansas City at Denver .....	2:15 P.M.
New England at Miami .....	1:00 P.M.
New York Jets at Tampa Bay.....	4:15 P.M.
Philadelphia at New Orleans.....	12:00 P.M.
St. Louis at Atlanta .....	1:00 P.M.
San Francisco at Dallas .....	12:00 P.M.
Seattle at San Diego .....	1:15 P.M.
Tennessee at Pittsburgh .....	1:00 P.M.
Washington at New York Giants .....	8:35 P.M.

### Monday, Sept. 25

Jacksonville at Indianapolis .....	8:00 P.M.
------------------------------------	-----------

### FIFTH WEEKEND

#### Sunday, Oct. 1

FOX-TV National Weekend

(Open Dates: New Orleans, New York Jets, Oakland)

Arizona at San Francisco .....	1:15 P.M.
Baltimore at Cleveland.....	1:00 P.M.
Chicago at Green Bay .....	3:15 P.M.
Dallas at Carolina .....	1:00 P.M.
Indianapolis at Buffalo.....	1:00 P.M.
Miami at Cincinnati .....	4:05 P.M.
Minnesota at Detroit .....	1:00 P.M.
New England at Denver .....	2:05 P.M.
New York Giants at Tennessee .....	12:00 P.M.
Pittsburgh at Jacksonville.....	1:00 P.M.
San Diego at St. Louis.....	12:00 P.M.
Tampa Bay at Washington .....	4:15 P.M.
Atlanta at Philadelphia .....	8:35 P.M.

### Monday, Oct. 2

Seattle at Kansas City .....	8:00 P.M.
------------------------------	-----------



# MISCELLANEOUS

## 2000 NATIONAL FOOTBALL LEAGUE SCHEDULE

### SIXTH WEEKEND

#### Sunday, Oct. 8

CBS-TV National Weekend

(Open Dates: Dallas, Kansas City, St. Louis)

Buffalo at Miami .....	1:00 P.M.
Cleveland at Arizona .....	1:15 P.M.
Denver at San Diego .....	1:15 P.M.
Green Bay at Detroit .....	1:00 P.M.
Indianapolis at New England.....	1:00 P.M.
New Orleans at Chicago .....	12:00 P.M.
New York Giants at Atlanta.....	4:05 P.M.
Oakland at San Francisco.....	1:15 P.M.
Pittsburgh at New York Jets .....	1:00 P.M.
Seattle at Carolina.....	4:15 P.M.
Tennessee at Cincinnati.....	1:00 P.M.
Washington at Philadelphia .....	1:00 P.M.
Baltimore at Jacksonville .....	8:35 P.M.

#### Monday, Oct. 9

Tampa Bay at Minnesota .....	8:00 P.M.
------------------------------	-----------

### SEVENTH WEEKEND

#### Sunday, Oct. 15

FOX-TV National Weekend

(Open Dates: Detroit, Miami, Tampa Bay)

Atlanta at St. Louis .....	12:00 P.M.
Baltimore at Washington .....	1:00 P.M.
Carolina at New Orleans .....	12:00 P.M.
Cincinnati at Pittsburgh .....	1:00 P.M.
Cleveland at Denver.....	2:05 P.M.
Dallas at New York Giants .....	1:00 P.M.
Indianapolis at Seattle .....	1:05 P.M.
New York Jets at New England .....	4:05 P.M.
Oakland at Kansas City .....	12:00 P.M.
Philadelphia at Arizona.....	1:15 P.M.
San Diego at Buffalo .....	1:00 P.M.
San Francisco at Green Bay .....	3:15 P.M.
Minnesota at Chicago .....	7:35 P.M.

#### Monday, Oct. 16

Jacksonville at Tennessee .....	8:00 P.M.
---------------------------------	-----------

### EIGHTH WEEKEND

#### Thursday, Oct. 19

FOX-TV National Weekend

Detroit at Tampa Bay .....	8:35 P.M.
----------------------------	-----------

#### Sunday, Oct. 22

(Open Dates: Green Bay, New York Giants, San Diego)

Arizona at Dallas .....	12:00 P.M.
Buffalo at Minnesota .....	12:00 P.M.
Chicago at Philadelphia .....	1:00 P.M.
Cleveland at Pittsburgh .....	4:05 P.M.
Denver at Cincinnati .....	1:00 P.M.
New England at Indianapolis.....	12:00 P.M.

# MISCELLANEOUS

## 2000 NATIONAL FOOTBALL LEAGUE SCHEDULE

### Sunday, Oct. 22 (continued)

New Orleans at Atlanta .....	1:00 P.M.
St. Louis at Kansas City.....	12:00 P.M.
San Francisco at Carolina .....	1:00 P.M.
Seattle at Oakland.....	1:05 P.M.
Tennessee at Baltimore .....	1:00 P.M.
Washington at Jacksonville.....	4:15 P.M.

### Monday, Oct. 23

Miami at New York Jets .....	9:00 P.M.
------------------------------	-----------

### NINTH WEEKEND

#### Sunday, Oct. 29

CBS-TV National Weekend

(Open Dates: Chicago, Denver, New England)

Carolina at Atlanta.....	1:00 P.M.
Cincinnati at Cleveland .....	1:00 P.M.
Detroit at Indianapolis .....	1:00 P.M.
Green Bay at Miami.....	1:00 P.M.
Jacksonville at Dallas .....	3:15 P.M.
Kansas City at Seattle .....	1:15 P.M.
Minnesota at Tampa Bay .....	1:00 P.M.
New Orleans at Arizona .....	2:05 P.M.
New York Jets at Buffalo .....	1:00 P.M.
Philadelphia at New York Giants .....	4:05 P.M.
Pittsburgh at Baltimore .....	1:00 P.M.
St. Louis at San Francisco .....	1:05 P.M.
Oakland at San Diego .....	5:35 P.M.

### Monday, Oct. 30

Tennessee at Washington .....	9:00 P.M.
-------------------------------	-----------

### TENTH WEEKEND

#### Sunday, Nov. 5

CBS-TV National Weekend

(Open Date: Jacksonville)

Baltimore at Cincinnati.....	1:00 P.M.
Buffalo at New England .....	1:00 P.M.
Dallas at Philadelphia .....	1:00 P.M.
Denver at New York Jets .....	4:15 P.M.
Indianapolis at Chicago .....	12:00 P.M.
Kansas City at Oakland .....	1:15 P.M.
Miami at Detroit .....	1:00 P.M.
New York Giants at Cleveland.....	1:00 P.M.
Pittsburgh at Tennessee .....	12:00 P.M.
San Diego at Seattle .....	1:15 P.M.
San Francisco at New Orleans .....	12:00 P.M.
Tampa Bay at Atlanta.....	1:00 P.M.
Washington at Arizona .....	2:05 P.M.
Carolina at St. Louis .....	7:35 P.M.

### Monday, Nov. 6

Minnesota at Green Bay.....	8:00 P.M.
-----------------------------	-----------



## 2000 NATIONAL FOOTBALL LEAGUE SCHEDULE

## ELEVENTH WEEKEND

**Sunday, Nov. 12**

FOX-TV National Weekend

(Open Date: Washington)

Arizona at Minnesota .....	12:00 P.M.
Atlanta at Detroit .....	1:00 P.M.
Baltimore at Tennessee .....	12:00 P.M.
Chicago at Buffalo .....	1:00 P.M.
Cincinnati at Dallas .....	12:00 P.M.
Green Bay at Tampa Bay .....	4:15 P.M.
Kansas City at San Francisco .....	1:05 P.M.
Miami at San Diego .....	1:05 P.M.
New England at Cleveland .....	1:00 P.M.
New Orleans at Carolina .....	1:00 P.M.
Philadelphia at Pittsburgh .....	1:00 P.M.
St. Louis at New York Giants .....	4:15 P.M.
Seattle at Jacksonville .....	1:00 P.M.
New York Jets at Indianapolis .....	8:35 P.M.

**Monday, Nov. 13**

Oakland at Denver .....	7:00 P.M.
-------------------------	-----------

## TWELFTH WEEKEND

**Sunday, Nov. 19**

FOX-TV National Weekend

(Open Date: Seattle)

Arizona at Philadelphia .....	1:00 P.M.
Atlanta at San Francisco .....	1:15 P.M.
Buffalo at Kansas City .....	12:00 P.M.
Carolina at Minnesota .....	12:00 P.M.
Cincinnati at New England .....	1:00 P.M.
Cleveland at Tennessee .....	12:00 P.M.
Dallas at Baltimore .....	4:15 P.M.
Detroit at New York Giants .....	1:00 P.M.
Indianapolis at Green Bay .....	12:00 P.M.
New York Jets at Miami .....	4:05 P.M.
Oakland at New Orleans .....	12:00 P.M.
San Diego at Denver .....	2:05 P.M.
Tampa Bay at Chicago .....	12:00 P.M.
Jacksonville at Pittsburgh .....	8:35 P.M.

**Monday, Nov. 20**

Washington at St. Louis .....	8:00 P.M.
-------------------------------	-----------

## THIRTEENTH WEEKEND

**Thursday, Nov. 23**

CBS-TV National Weekend

New England at Detroit .....	12:30 P.M.
Minnesota at Dallas .....	3:05 P.M.

**Sunday, Nov. 26**

(Open Date: San Francisco)

Atlanta at Oakland .....	1:05 P.M.
Buffalo at Tampa Bay .....	1:00 P.M.
Chicago at New York Jets .....	1:00 P.M.

# MISCELLANEOUS

## 2000 NATIONAL FOOTBALL LEAGUE SCHEDULE

### Sunday, Nov. 26 (continued)

Cleveland at Baltimore .....	1:00 P.M.
Denver at Seattle .....	1:15 P.M.
Kansas City at San Diego .....	1:15 P.M.
Miami at Indianapolis .....	1:00 P.M.
New Orleans at St. Louis .....	12:00 P.M.
Philadelphia at Washington .....	1:00 P.M.
Pittsburgh at Cincinnati .....	1:00 P.M.
Tennessee at Jacksonville .....	4:15 P.M.
New York Giants at Arizona .....	6:35 P.M.

### Monday, Nov. 27

Green Bay at Carolina .....	9:00 P.M.
-----------------------------	-----------

### FOURTEENTH WEEKEND

#### Thursday, Nov. 30

CBS-TV National Weekend

Detroit at Minnesota .....	7:35 P.M.
----------------------------	-----------

### Sunday, Dec. 3

(Open Date: Baltimore)

Arizona at Cincinnati .....	1:00 P.M.
Cleveland at Jacksonville .....	4:15 P.M.
Dallas at Tampa Bay .....	1:00 P.M.
Denver at New Orleans .....	12:00 P.M.
Indianapolis at New York Jets .....	4:15 P.M.
Miami at Buffalo .....	1:00 P.M.
New York Giants at Washington .....	1:00 P.M.
Oakland at Pittsburgh .....	1:00 P.M.
St. Louis at Carolina .....	1:00 P.M.
San Francisco at San Diego .....	1:05 P.M.
Seattle at Atlanta .....	1:00 P.M.
Tennessee at Philadelphia .....	1:00 P.M.
Green Bay at Chicago .....	7:35 P.M.

### Monday, Dec. 4

Kansas City at New England .....	9:00 P.M.
----------------------------------	-----------

### FIFTEENTH WEEKEND

#### Sunday, Dec. 10

FOX-TV National Weekend

(Open Date: Atlanta)

Arizona at Jacksonville .....	1:00 P.M.
Carolina at Kansas City .....	12:00 P.M.
Cincinnati at Tennessee .....	12:00 P.M.
Detroit at Green Bay .....	12:00 P.M.
Minnesota at St. Louis .....	12:00 P.M.
New England at Chicago .....	12:00 P.M.
New Orleans at San Francisco .....	1:15 P.M.
Philadelphia at Cleveland .....	1:00 P.M.
Pittsburgh at New York Giants .....	1:00 P.M.
San Diego at Baltimore .....	1:00 P.M.
Seattle at Denver .....	2:05 P.M.
Tampa Bay at Miami .....	1:00 P.M.
Washington at Dallas .....	3:15 P.M.
New York Jets at Oakland .....	5:35 P.M.



# MISCELLANEOUS

## 2000 NATIONAL FOOTBALL LEAGUE SCHEDULE

### Monday, Dec. 11

Buffalo at Indianapolis ..... 9:00 P.M.

### SIXTEENTH WEEKEND

#### Saturday, Dec. 16

CBS-TV National Weekend

(Open Date: Philadelphia)

Washington at Pittsburgh ..... 12:30 P.M.

Oakland at Seattle ..... 1:05 P.M.

#### Sunday, Dec. 17

Atlanta at New Orleans ..... 12:00 P.M.

Baltimore at Arizona ..... 2:15 P.M.

Chicago at San Francisco ..... 1:05 P.M.

Denver at Kansas City ..... 12:00 P.M.

Detroit at New York Jets ..... 1:00 P.M.

Green Bay at Minnesota ..... 12:00 P.M.

Indianapolis at Miami ..... 4:15 P.M.

Jacksonville at Cincinnati ..... 1:00 P.M.

New England at Buffalo ..... 1:00 P.M.

San Diego at Carolina ..... 1:00 P.M.

Tennessee at Cleveland ..... 1:00 P.M.

New York Giants at Dallas ..... 7:35 P.M.

### Monday, Dec. 18

St. Louis at Tampa Bay ..... 9:00 P.M.

### SEVENTEENTH WEEKEND

#### Saturday, Dec. 23

FOX-TV National Weekend

(Open Date: Cleveland)

Jacksonville at New York Giants ..... 12:30 P.M.

San Francisco at Denver ..... 2:15 P.M.

Buffalo at Seattle ..... 5:35 P.M.

#### Sunday, Dec. 24

Arizona at Washington ..... 1:00 P.M.

Carolina at Oakland ..... 1:15 P.M.

Chicago at Detroit ..... 1:00 P.M.

Cincinnati at Philadelphia ..... 1:00 P.M.

Kansas City at Atlanta ..... 1:00 P.M.

Miami at New England ..... 1:00 P.M.

Minnesota at Indianapolis ..... 4:15 P.M.

New York Jets at Baltimore ..... 1:00 P.M.

Pittsburgh at San Diego ..... 1:05 P.M.

St. Louis at New Orleans ..... 12:00 P.M.

Tampa Bay at Green Bay ..... 12:00 P.M.

### Monday, Dec. 25

Dallas at Tennessee ..... 8:00 P.M.

# MISCELLANEOUS

## 2000 AMERICAN FOOTBALL CONFERENCE TEAM SCHEDULES

(All times local. All games Sunday unless otherwise noted.)

### BALTIMORE RAVENS

SEPT. 3	at Pittsburgh .....	1:00 P.M.
SEPT. 10	JACKSONVILLE .....	1:00 P.M.
SEPT. 17	at Miami .....	8:35 P.M.
SEPT. 24	CINCINNATI .....	1:00 P.M.
OCT. 1	at Cleveland .....	1:00 P.M.
OCT. 8	at Jacksonville.....	8:35 P.M.
OCT. 15	at Washington .....	1:00 P.M.
OCT. 22	TENNESSEE.....	1:00 P.M.
OCT. 29	PITTSBURGH .....	1:00 P.M.
NOV. 5	at Cincinnati .....	1:00 P.M.
NOV. 12	at Tennessee.....	12:00 P.M.
NOV. 19	DALLAS.....	4:15 P.M.
NOV. 26	CLEVELAND.....	1:00 P.M.
DEC. 3	OPEN DATE	
DEC. 10	SAN DIEGO .....	1:00 P.M.
DEC. 17	at Arizona .....	2:15 P.M.
DEC. 24	NEW YORK JETS .....	1:00 P.M.

### BUFFALO BILLS

SEPT. 3	TENNESSEE.....	8:35 P.M.
SEPT. 10	GREEN BAY .....	1:00 P.M.
SEPT. 17	at New York Jets .....	1:00 P.M.
SEPT. 24	OPEN DATE	
OCT. 1	INDIANAPOLIS .....	1:00 P.M.
OCT. 8	at Miami .....	1:00 P.M.
OCT. 15	SAN DIEGO .....	1:00 P.M.
OCT. 22	at Minnesota.....	12:00 P.M.
OCT. 29	NEW YORK JETS .....	1:00 P.M.
NOV. 5	at New England .....	1:00 P.M.
NOV. 12	CHICAGO.....	1:00 P.M.
NOV. 19	at Kansas City.....	3:05 P.M.
NOV. 26	at Tampa Bay .....	1:00 P.M.
DEC. 3	MIAMI .....	1:00 P.M.
DEC. 11	at Indianapolis (Mon.) .....	9:00 P.M.
DEC. 17	NEW ENGLAND .....	1:00 P.M.
DEC. 23	at Seattle (Sat.).....	5:35 P.M.

### CINCINNATI BENGALS

SEPT. 3	OPEN DATE	
SEPT. 10	CLEVELAND.....	1:00 P.M.
SEPT. 17	at Jacksonville.....	1:00 P.M.
SEPT. 24	at Baltimore .....	1:00 P.M.
OCT. 1	MIAMI .....	4:05 P.M.
OCT. 8	TENNESSEE.....	1:00 P.M.
OCT. 15	at Pittsburgh .....	1:00 P.M.
OCT. 22	DENVER .....	1:00 P.M.
OCT. 29	at Cleveland .....	1:00 P.M.
NOV. 5	BALTIMORE .....	1:00 P.M.
NOV. 12	at Dallas .....	12:00 P.M.



# MISCELLANEOUS

## 2000 AMERICAN FOOTBALL CONFERENCE TEAM SCHEDULES

### CINCINNATI BENGALS (continued)

NOV. 19	at New England .....	1:00 P.M.
NOV. 26	PITTSBURGH .....	1:00 P.M.
DEC. 3	ARIZONA .....	1:00 P.M.
DEC. 10	at Tennessee.....	12:00 P.M.
DEC. 17	JACKSONVILLE .....	1:00 P.M.
DEC. 24	at Philadelphia.....	1:00 P.M.

### CLEVELAND BROWNS

SEPT. 3	JACKSONVILLE .....	1:00 P.M.
SEPT. 10	at Cincinnati .....	1:00 P.M.
SEPT. 17	PITTSBURGH .....	1:00 P.M.
SEPT. 24	at Oakland .....	1:15 P.M.
OCT. 1	BALTIMORE .....	1:00 P.M.
OCT. 8	at Arizona .....	1:15 P.M.
OCT. 15	at Denver .....	2:05 P.M.
OCT. 22	at Pittsburgh .....	4:05 P.M.
OCT. 29	CINCINNATI .....	1:00 P.M.
NOV. 5	NEW YORK GIANTS .....	1:00 P.M.
NOV. 12	NEW ENGLAND .....	1:00 P.M.
NOV. 19	at Tennessee.....	12:00 P.M.
NOV. 26	at Baltimore .....	1:00 P.M.
DEC. 3	at Jacksonville.....	4:15 P.M.
DEC. 10	PHILADELPHIA .....	1:00 P.M.
DEC. 17	TENNESSEE.....	1:00 P.M.
DEC. 24	OPEN DATE .....	

### DENVER BRONCOS

SEPT. 4	at St. Louis (Mon.).....	8:00 P.M.
SEPT. 10	ATLANTA .....	2:15 P.M.
SEPT. 17	at Oakland .....	1:05 P.M.
SEPT. 24	KANSAS CITY.....	2:15 P.M.
OCT. 1	NEW ENGLAND .....	2:05 P.M.
OCT. 8	at San Diego .....	1:15 P.M.
OCT. 15	CLEVELAND.....	2:05 P.M.
OCT. 22	at Cincinnati .....	1:00 P.M.
OCT. 29	OPEN DATE .....	
NOV. 5	at New York Jets .....	4:15 P.M.
NOV. 13	OAKLAND (Mon.) .....	7:00 P.M.
NOV. 19	SAN DIEGO .....	2:05 P.M.
NOV. 26	at Seattle .....	1:15 P.M.
DEC. 3	at New Orleans .....	12:00 P.M.
DEC. 10	SEATTLE .....	2:05 P.M.
DEC. 17	at Kansas City.....	12:00 P.M.
DEC. 23	SAN FRANCISCO (Sat.).....	2:15 P.M.

### INDIANAPOLIS COLTS

SEPT. 3	at Kansas City.....	12:00 P.M.
SEPT. 10	OAKLAND .....	12:00 P.M.
SEPT. 17	OPEN DATE .....	
SEPT. 25	JACKSONVILLE (Mon.) .....	8:00 P.M.
OCT. 1	at Buffalo .....	1:00 P.M.

# MISCELLANEOUS

## 2000 AMERICAN FOOTBALL CONFERENCE TEAM SCHEDULES

### INDIANAPOLIS COLTS (continued)

OCT. 8	at New England .....	1:00 P.M.
OCT. 15	at Seattle .....	1:05 P.M.
OCT. 22	NEW ENGLAND .....	12:00 P.M.
OCT. 29	DETROIT .....	1:00 P.M.
NOV. 5	at Chicago .....	12:00 P.M.
NOV. 12	NEW YORK JETS .....	8:35 P.M.
NOV. 19	at Green Bay .....	12:00 P.M.
NOV. 26	MIAMI .....	1:00 P.M.
DEC. 3	at New York Jets .....	4:15 P.M.
DEC. 11	BUFFALO (Mon.) .....	9:00 P.M.
DEC. 17	at Miami .....	4:15 P.M.
DEC. 24	MINNESOTA .....	4:15 P.M.

### JACKSONVILLE JAGUARS

SEPT. 3	at Cleveland .....	1:00 P.M.
SEPT. 10	at Baltimore .....	1:00 P.M.
SEPT. 17	CINCINNATI .....	1:00 P.M.
SEPT. 25	at Indianapolis (Mon.) .....	8:00 P.M.
OCT. 1	PITTSBURGH .....	1:00 P.M.
OCT. 8	BALTIMORE .....	8:35 P.M.
OCT. 16	at Tennessee (Mon.) .....	8:00 P.M.
OCT. 22	WASHINGTON .....	4:15 P.M.
OCT. 29	at Dallas .....	3:15 P.M.
NOV. 5	OPEN DATE .....	
NOV. 12	SEATTLE .....	1:00 P.M.
NOV. 19	at Pittsburgh .....	8:35 P.M.
NOV. 26	TENNESSEE .....	4:15 P.M.
DEC. 3	CLEVELAND .....	4:15 P.M.
DEC. 10	ARIZONA .....	1:00 P.M.
DEC. 17	at Cincinnati .....	1:00 P.M.
DEC. 23	at New York Giants (Sat.) .....	12:30 P.M.

### KANSAS CITY CHIEFS

SEPT. 3	INDIANAPOLIS .....	12:00 P.M.
SEPT. 10	at Tennessee .....	12:00 P.M.
SEPT. 17	SAN DIEGO .....	3:05 P.M.
SEPT. 24	at Denver .....	2:15 P.M.
OCT. 2	SEATTLE (Mon.) .....	8:00 P.M.
OCT. 8	OPEN DATE .....	
OCT. 15	OAKLAND .....	12:00 P.M.
OCT. 22	ST. LOUIS .....	12:00 P.M.
OCT. 29	at Seattle .....	1:15 P.M.
NOV. 5	at Oakland .....	1:15 P.M.
NOV. 12	at San Francisco .....	1:05 P.M.
NOV. 19	BUFFALO .....	12:00 P.M.
NOV. 26	at San Diego .....	1:15 P.M.
DEC. 4	at New England (Mon.) .....	9:00 P.M.
DEC. 10	CAROLINA .....	12:00 P.M.
DEC. 17	DENVER .....	12:00 P.M.
DEC. 24	at Atlanta .....	1:00 P.M.



# MISCELLANEOUS

## 2000 AMERICAN FOOTBALL CONFERENCE TEAM SCHEDULES

### MIAMI DOLPHINS

SEPT. 3	SEATTLE .....	4:15 P.M.
SEPT. 10	at Minnesota .....	12:00 P.M.
SEPT. 17	BALTIMORE .....	8:35 P.M.
SEPT. 24	NEW ENGLAND .....	1:00 P.M.
OCT. 1	at Cincinnati .....	4:05 P.M.
OCT. 8	BUFFALO .....	1:00 P.M.
OCT. 15	OPEN DATE	
OCT. 23	at New York Jets (Mon.) .....	9:00 P.M.
OCT. 29	GREEN BAY .....	1:00 P.M.
NOV. 5	at Detroit .....	1:00 P.M.
NOV. 12	at San Diego .....	1:05 P.M.
NOV. 19	NEW YORK JETS .....	4:05 P.M.
NOV. 26	at Indianapolis .....	1:00 P.M.
DEC. 3	at Buffalo .....	1:00 P.M.
DEC. 10	TAMPA BAY .....	1:00 P.M.
DEC. 17	INDIANAPOLIS .....	4:15 P.M.
DEC. 24	at New England .....	1:00 P.M.

### NEW ENGLAND PATRIOTS

SEPT. 3	TAMPA BAY .....	1:00 P.M.
SEPT. 11	at New York Jets (Mon.) .....	9:00 P.M.
SEPT. 17	MINNESOTA .....	4:15 P.M.
SEPT. 24	at Miami .....	1:00 P.M.
OCT. 1	at Denver .....	2:05 P.M.
OCT. 8	INDIANAPOLIS .....	1:00 P.M.
OCT. 15	NEW YORK JETS .....	4:05 P.M.
OCT. 22	at Indianapolis .....	12:00 P.M.
OCT. 29	OPEN DATE	
NOV. 5	BUFFALO .....	1:00 P.M.
NOV. 12	at Cleveland .....	1:00 P.M.
NOV. 19	CINCINNATI .....	1:00 P.M.
NOV. 23	at Detroit (Thu.) .....	12:30 P.M.
DEC. 4	KANSAS CITY (Mon.) .....	9:00 P.M.
DEC. 10	at Chicago .....	12:00 P.M.
DEC. 17	at Buffalo .....	1:00 P.M.
DEC. 24	MIAMI .....	1:00 P.M.

### NEW YORK JETS

SEPT. 3	at Green Bay .....	3:15 P.M.
SEPT. 11	NEW ENGLAND (Mon.) .....	9:00 P.M.
SEPT. 17	BUFFALO .....	1:00 P.M.
SEPT. 24	at Tampa Bay .....	4:15 P.M.
OCT. 1	OPEN DATE	
OCT. 8	PITTSBURGH .....	1:00 P.M.
OCT. 15	at New England .....	4:05 P.M.
OCT. 23	MIAMI (Mon.) .....	9:00 P.M.
OCT. 29	at Buffalo .....	1:00 P.M.
NOV. 5	DENVER .....	4:15 P.M.
NOV. 12	at Indianapolis .....	8:35 P.M.
NOV. 19	at Miami .....	4:05 P.M.
NOV. 26	CHICAGO .....	1:00 P.M.

# MISCELLANEOUS

## 2000 AMERICAN FOOTBALL CONFERENCE TEAM SCHEDULES

### NEW YORK JETS (continued)

DEC. 3	INDIANAPOLIS .....	4:15 P.M.
DEC. 10	at Oakland .....	5:35 P.M.
DEC. 17	DETROIT .....	1:00 P.M.
DEC. 24	at Baltimore .....	1:00 P.M.

### OAKLAND RAIDERS

SEPT. 3	SAN DIEGO .....	1:15 P.M.
SEPT. 10	at Indianapolis .....	12:00 P.M.
SEPT. 17	DENVER .....	1:05 P.M.
SEPT. 24	CLEVELAND .....	1:15 P.M.
OCT. 1	OPEN DATE	
OCT. 8	at San Francisco .....	1:15 P.M.
OCT. 15	at Kansas City .....	12:00 P.M.
OCT. 22	SEATTLE .....	1:05 P.M.
OCT. 29	at San Diego .....	5:35 P.M.
NOV. 5	KANSAS CITY .....	1:15 P.M.
NOV. 13	at Denver (Mon.) .....	7:00 P.M.
NOV. 19	at New Orleans .....	12:00 P.M.
NOV. 26	ATLANTA .....	1:05 P.M.
DEC. 3	at Pittsburgh .....	1:00 P.M.
DEC. 10	NEW YORK JETS .....	5:35 P.M.
DEC. 16	at Seattle (Sat.) .....	1:05 P.M.
DEC. 24	CAROLINA .....	1:15 P.M.

### PITTSBURGH STEELERS

SEPT. 3	BALTIMORE .....	1:00 P.M.
SEPT. 10	OPEN DATE	
SEPT. 17	at Cleveland .....	1:00 P.M.
SEPT. 24	TENNESSEE .....	1:00 P.M.
OCT. 1	at Jacksonville .....	1:00 P.M.
OCT. 8	at New York Jets .....	1:00 P.M.
OCT. 15	CINCINNATI .....	1:00 P.M.
OCT. 22	CLEVELAND .....	4:05 P.M.
OCT. 29	at Baltimore .....	1:00 P.M.
NOV. 5	at Tennessee .....	12:00 P.M.
NOV. 12	PHILADELPHIA .....	1:00 P.M.
NOV. 19	JACKSONVILLE .....	8:35 P.M.
NOV. 26	at Cincinnati .....	1:00 P.M.
DEC. 3	OAKLAND .....	1:00 P.M.
DEC. 10	at New York Giants .....	1:00 P.M.
DEC. 16	WASHINGTON (Sat.) .....	12:30 P.M.
DEC. 24	at San Diego .....	1:05 P.M.

### SAN DIEGO CHARGERS

SEPT. 3	at Oakland .....	1:15 P.M.
SEPT. 10	NEW ORLEANS .....	1:15 P.M.
SEPT. 17	at Kansas City .....	3:05 P.M.
SEPT. 24	SEATTLE .....	1:15 P.M.
OCT. 1	at St. Louis .....	12:00 P.M.
OCT. 8	DENVER .....	1:15 P.M.
OCT. 15	at Buffalo .....	1:00 P.M.



# MISCELLANEOUS

## 2000 AMERICAN FOOTBALL CONFERENCE TEAM SCHEDULES

### SAN DIEGO CHARGERS *(continued)*

OCT. 22	OPEN DATE	
OCT. 29	OAKLAND .....	5:35 P.M.
NOV. 5	at Seattle .....	1:15 P.M.
NOV. 12	MIAMI .....	1:05 P.M.
NOV. 19	at Denver .....	2:05 P.M.
NOV. 26	KANSAS CITY.....	1:15 P.M.
DEC. 3	SAN FRANCISCO .....	1:05 P.M.
DEC. 10	at Baltimore .....	1:00 P.M.
DEC. 17	at Carolina .....	1:00 P.M.
DEC. 24	PITTSBURGH .....	1:05 P.M.

### SEATTLE SEAHAWKS

SEPT. 3	at Miami .....	4:15 P.M.
SEPT. 10	ST. LOUIS .....	1:15 P.M.
SEPT. 17	NEW ORLEANS .....	1:15 P.M.
SEPT. 24	at San Diego .....	1:15 P.M.
OCT. 2	at Kansas City (Mon.) .....	8:00 P.M.
OCT. 8	at Carolina .....	4:15 P.M.
OCT. 15	INDIANAPOLIS .....	1:05 P.M.
OCT. 22	at Oakland .....	1:05 P.M.
OCT. 29	KANSAS CITY.....	1:15 P.M.
NOV. 5	SAN DIEGO .....	1:15 P.M.
NOV. 12	at Jacksonville.....	1:00 P.M.
NOV. 19	OPEN DATE	
NOV. 26	DENVER .....	1:15 P.M.
DEC. 3	at Atlanta .....	1:00 P.M.
DEC. 10	at Denver .....	2:05 P.M.
DEC. 16	OAKLAND (Sat.).....	1:05 P.M.
DEC. 23	BUFFALO (Sat.) .....	5:35 P.M.

### TENNESSEE TITANS

SEPT. 3	at Buffalo .....	8:20 P.M.
SEPT. 10	KANSAS CITY.....	12:00 P.M.
SEPT. 17	OPEN DATE	
SEPT. 24	at Pittsburgh .....	1:00 P.M.
OCT. 1	NEW YORK GIANTS .....	12:00 P.M.
OCT. 8	at Cincinnati .....	1:00 P.M.
OCT. 16	JACKSONVILLE (Mon.) .....	8:00 P.M.
OCT. 22	at Baltimore .....	1:00 P.M.
OCT. 30	at Washington (Mon.).....	9:00 P.M.
NOV. 5	PITTSBURGH .....	12:00 P.M.
NOV. 12	BALTIMORE .....	12:00 P.M.
NOV. 19	CLEVELAND.....	12:00 P.M.
NOV. 26	at Jacksonville.....	4:15 P.M.
DEC. 3	at Philadelphia.....	1:00 P.M.
DEC. 10	CINCINNATI .....	12:00 P.M.
DEC. 17	at Cleveland .....	1:00 P.M.
DEC. 25	DALLAS (Mon.) .....	8:00 P.M.

# MISCELLANEOUS

## 2000 NATIONAL FOOTBALL CONFERENCE TEAM SCHEDULES

(All times local. All games Sunday unless otherwise noted.)

### ARIZONA CARDINALS

SEPT. 3	at New York Giants .....	1:00 P.M.
SEPT. 10	DALLAS .....	5:35 P.M.
SEPT. 17	OPEN DATE	
SEPT. 24	GREEN BAY .....	1:05 P.M.
OCT. 1	at San Francisco .....	1:15 P.M.
OCT. 8	CLEVELAND .....	1:15 P.M.
OCT. 15	PHILADELPHIA .....	1:15 P.M.
OCT. 22	at Dallas .....	12:00 P.M.
OCT. 29	NEW ORLEANS .....	2:05 P.M.
NOV. 5	WASHINGTON .....	2:05 P.M.
NOV. 12	at Minnesota .....	12:00 P.M.
NOV. 19	at Philadelphia .....	1:00 P.M.
NOV. 26	NEW YORK GIANTS .....	6:35 P.M.
DEC. 3	at Cincinnati .....	1:00 P.M.
DEC. 10	at Jacksonville .....	1:00 P.M.
DEC. 17	BALTIMORE .....	2:15 P.M.
DEC. 24	at Washington .....	1:00 P.M.

### ATLANTA FALCONS

SEPT. 3	SAN FRANCISCO .....	1:00 P.M.
SEPT. 10	at Denver .....	2:15 P.M.
SEPT. 17	at Carolina .....	1:00 P.M.
SEPT. 24	ST. LOUIS .....	1:00 P.M.
OCT. 1	at Philadelphia .....	8:35 P.M.
OCT. 8	NEW YORK GIANTS .....	4:05 P.M.
OCT. 15	at St. Louis .....	12:00 P.M.
OCT. 22	NEW ORLEANS .....	1:00 P.M.
OCT. 29	CAROLINA .....	1:00 P.M.
NOV. 5	TAMPA BAY .....	1:00 P.M.
NOV. 12	at Detroit .....	1:00 P.M.
NOV. 19	at San Francisco .....	1:15 P.M.
NOV. 26	at Oakland .....	1:05 P.M.
DEC. 3	SEATTLE .....	1:00 P.M.
DEC. 10	OPEN DATE	
DEC. 17	at New Orleans .....	12:00 P.M.
DEC. 24	KANSAS CITY .....	1:00 P.M.

### CAROLINA PANTHERS

SEPT. 3	at Washington .....	1:00 P.M.
SEPT. 10	at San Francisco .....	1:15 P.M.
SEPT. 17	ATLANTA .....	1:00 P.M.
SEPT. 24	OPEN DATE	
OCT. 1	DALLAS .....	1:00 P.M.
OCT. 8	SEATTLE .....	4:15 P.M.
OCT. 15	at New Orleans .....	12:00 P.M.
OCT. 22	SAN FRANCISCO .....	1:00 P.M.
OCT. 29	at Atlanta .....	1:00 P.M.



# MISCELLANEOUS

## 2000 NATIONAL FOOTBALL CONFERENCE TEAM SCHEDULES

### CAROLINA PANTHERS (continued)

NOV. 5	at St. Louis .....	7:35 P.M.
NOV. 12	NEW ORLEANS .....	1:00 P.M.
NOV. 19	at Minnesota .....	12:00 P.M.
NOV. 27	GREEN BAY (Mon.) .....	9:00 P.M.
DEC. 3	ST. LOUIS .....	1:00 P.M.
DEC. 10	at Kansas City .....	12:00 P.M.
DEC. 17	SAN DIEGO .....	1:00 P.M.
DEC. 24	at Oakland .....	1:15 P.M.

### CHICAGO BEARS

SEPT. 3	at Minnesota .....	12:00 P.M.
SEPT. 10	at Tampa Bay .....	1:00 P.M.
SEPT. 17	NEW YORK GIANTS .....	3:15 P.M.
SEPT. 24	DETROIT .....	12:00 P.M.
OCT. 1	at Green Bay .....	3:15 P.M.
OCT. 8	NEW ORLEANS .....	12:00 P.M.
OCT. 15	MINNESOTA .....	7:35 P.M.
OCT. 22	at Philadelphia .....	1:00 P.M.
OCT. 29	OPEN DATE	
NOV. 5	INDIANAPOLIS .....	12:00 P.M.
NOV. 12	at Buffalo .....	1:00 P.M.
NOV. 19	TAMPA BAY .....	12:00 P.M.
NOV. 26	at New York Jets .....	1:00 P.M.
DEC. 3	GREEN BAY .....	7:35 P.M.
DEC. 10	NEW ENGLAND .....	12:00 P.M.
DEC. 17	at San Francisco .....	1:05 P.M.
DEC. 24	at Detroit .....	1:00 P.M.

### DALLAS COWBOYS

SEPT. 3	PHILADELPHIA .....	3:05 P.M.
SEPT. 10	at Arizona .....	5:35 P.M.
SEPT. 18	at Washington (Mon.) .....	9:00 P.M.
SEPT. 24	SAN FRANCISCO .....	12:00 P.M.
OCT. 1	at Carolina .....	1:00 P.M.
OCT. 8	OPEN DATE	
OCT. 15	at New York Giants .....	1:00 P.M.
OCT. 22	ARIZONA .....	12:00 P.M.
OCT. 29	JACKSONVILLE .....	3:15 P.M.
NOV. 5	at Philadelphia .....	1:00 P.M.
NOV. 12	CINCINNATI .....	12:00 P.M.
NOV. 19	at Baltimore .....	4:15 P.M.
NOV. 23	MINNESOTA (Thu.) .....	3:05 P.M.
DEC. 3	at Tampa Bay .....	1:00 P.M.
DEC. 10	WASHINGTON .....	3:15 P.M.
DEC. 17	NEW YORK GIANTS .....	7:35 P.M.
DEC. 25	at Tennessee (Mon.) .....	8:00 P.M.

### DETROIT LIONS

SEPT. 3	at New Orleans .....	12:00 P.M.
---------	----------------------	------------

# MISCELLANEOUS

## 2000 NATIONAL FOOTBALL CONFERENCE TEAM SCHEDULES

### DETROIT LIONS (continued)

SEPT. 10	WASHINGTON .....	4:15 P.M.
SEPT. 17	TAMPA BAY .....	1:00 P.M.
SEPT. 24	at Chicago .....	12:00 P.M.
OCT. 1	MINNESOTA .....	1:00 P.M.
OCT. 8	GREEN BAY .....	1:00 P.M.
OCT. 15	OPEN DATE	
OCT. 19	at Tampa Bay (Thu.) .....	8:35 P.M.
OCT. 29	at Indianapolis .....	1:00 P.M.
NOV. 5	MIAMI .....	1:00 P.M.
NOV. 12	ATLANTA .....	1:00 P.M.
NOV. 19	at New York Giants .....	1:00 P.M.
NOV. 23	NEW ENGLAND (Thu.) .....	12:30 P.M.
NOV. 30	at Minnesota (Thu.) .....	7:35 P.M.
DEC. 10	at Green Bay .....	12:00 P.M.
DEC. 17	at New York Jets .....	1:00 P.M.
DEC. 24	CHICAGO .....	1:00 P.M.

### GREEN BAY PACKERS

SEPT. 3	NEW YORK JETS .....	3:15 P.M.
SEPT. 10	at Buffalo .....	1:00 P.M.
SEPT. 17	PHILADELPHIA .....	12:00 P.M.
SEPT. 24	at Arizona .....	1:05 P.M.
OCT. 1	CHICAGO .....	3:15 P.M.
OCT. 8	at Detroit .....	1:00 P.M.
OCT. 15	SAN FRANCISCO .....	3:15 P.M.
OCT. 22	OPEN DATE	
OCT. 29	at Miami .....	1:00 P.M.
NOV. 6	MINNESOTA (Mon.) .....	8:00 P.M.
NOV. 12	at Tampa Bay .....	4:15 P.M.
NOV. 19	INDIANAPOLIS .....	12:00 P.M.
NOV. 27	at Carolina (Mon.) .....	9:00 P.M.
DEC. 3	at Chicago .....	7:35 P.M.
DEC. 10	DETROIT .....	12:00 P.M.
DEC. 17	at Minnesota .....	12:00 P.M.
DEC. 24	TAMPA BAY .....	12:00 P.M.

### MINNESOTA VIKINGS

SEPT. 3	CHICAGO .....	12:00 P.M.
SEPT. 10	MIAMI .....	12:00 P.M.
SEPT. 17	at New England .....	4:15 P.M.
SEPT. 24	OPEN DATE	
OCT. 1	at Detroit .....	1:00 P.M.
OCT. 9	TAMPA BAY (Mon.) .....	8:00 P.M.
OCT. 15	at Chicago .....	7:35 P.M.
OCT. 22	BUFFALO .....	12:00 P.M.
OCT. 29	at Tampa Bay .....	1:00 P.M.
NOV. 6	at Green Bay (Mon.) .....	8:00 P.M.
NOV. 12	ARIZONA .....	12:00 P.M.
NOV. 19	CAROLINA .....	12:00 P.M.



# MISCELLANEOUS

## 2000 NATIONAL FOOTBALL CONFERENCE TEAM SCHEDULES

### MINNESOTA VIKINGS (continued)

NOV. 23	at Dallas (Thu.)	3:05 P.M.
NOV. 30	DETROIT (Thu.)	7:35 P.M.
DEC. 10	at St. Louis	12:00 P.M.
DEC. 17	GREEN BAY	12:00 P.M.
DEC. 24	at Indianapolis	4:15 P.M.

### NEW ORLEANS SAINTS

SEPT. 3	DETROIT	12:00 P.M.
SEPT. 10	at San Diego	1:15 P.M.
SEPT. 17	at Seattle	1:15 P.M.
SEPT. 24	PHILADELPHIA	12:00 P.M.
OCT. 1	OPEN DATE	
OCT. 8	at Chicago	12:00 P.M.
OCT. 15	CAROLINA	12:00 P.M.
OCT. 22	at Atlanta	1:00 P.M.
OCT. 29	at Arizona	2:05 P.M.
NOV. 5	SAN FRANCISCO	12:00 P.M.
NOV. 12	at Carolina	1:00 P.M.
NOV. 19	OAKLAND	12:00 P.M.
NOV. 26	at St. Louis	12:00 P.M.
DEC. 3	DENVER	12:00 P.M.
DEC. 10	at San Francisco	1:15 P.M.
DEC. 17	ATLANTA	12:00 P.M.
DEC. 24	ST. LOUIS	12:00 P.M.

### NEW YORK GIANTS

SEPT. 3	ARIZONA	1:00 P.M.
SEPT. 10	at Philadelphia	1:00 P.M.
SEPT. 17	at Chicago	3:15 P.M.
SEPT. 24	WASHINGTON	8:35 P.M.
OCT. 1	at Tennessee	12:00 P.M.
OCT. 8	at Atlanta	4:05 P.M.
OCT. 15	DALLAS	1:00 P.M.
OCT. 22	OPEN DATE	
OCT. 29	PHILADELPHIA	4:05 P.M.
NOV. 5	at Cleveland	1:00 P.M.
NOV. 12	ST. LOUIS	4:15 P.M.
NOV. 19	DETROIT	1:00 P.M.
NOV. 26	at Arizona	6:35 P.M.
DEC. 3	at Washington	1:00 P.M.
DEC. 10	PITTSBURGH	1:00 P.M.
DEC. 17	at Dallas	7:35 P.M.
DEC. 23	JACKSONVILLE (Sat.)	12:30 P.M.

### PHILADELPHIA EAGLES

SEPT. 3	at Dallas	3:05 P.M.
SEPT. 10	NEW YORK GIANTS	1:00 P.M.
SEPT. 17	at Green Bay	12:00 P.M.
SEPT. 24	at New Orleans	12:00 P.M.

# MISCELLANEOUS

## 2000 NATIONAL FOOTBALL CONFERENCE TEAM SCHEDULES

### PHILADELPHIA EAGLES (continued)

OCT. 1	ATLANTA .....	8:35 P.M.
OCT. 8	WASHINGTON .....	1:00 P.M.
OCT. 15	at Arizona .....	1:15 P.M.
OCT. 22	CHICAGO .....	1:00 P.M.
OCT. 29	at New York Giants .....	4:05 P.M.
NOV. 5	DALLAS .....	1:00 P.M.
NOV. 12	at Pittsburgh .....	1:00 P.M.
NOV. 19	ARIZONA .....	1:00 P.M.
NOV. 26	at Washington .....	1:00 P.M.
DEC. 3	TENNESSEE .....	1:00 P.M.
DEC. 10	at Cleveland .....	1:00 P.M.
DEC. 17	OPEN DATE .....	
DEC. 24	CINCINNATI .....	1:00 P.M.

### SAN FRANCISCO 49ERS

SEPT. 3	at Atlanta .....	1:00 P.M.
SEPT. 10	CAROLINA .....	1:15 P.M.
SEPT. 17	at St. Louis .....	12:00 P.M.
SEPT. 24	at Dallas .....	12:00 P.M.
OCT. 1	ARIZONA .....	1:15 P.M.
OCT. 8	OAKLAND .....	1:15 P.M.
OCT. 15	at Green Bay .....	3:15 P.M.
OCT. 22	at Carolina .....	1:00 P.M.
OCT. 29	ST. LOUIS .....	1:05 P.M.
NOV. 5	at New Orleans .....	12:00 P.M.
NOV. 12	KANSAS CITY .....	1:05 P.M.
NOV. 19	ATLANTA .....	1:15 P.M.
NOV. 26	OPEN DATE .....	
DEC. 3	at San Diego .....	1:05 P.M.
DEC. 10	NEW ORLEANS .....	1:15 P.M.
DEC. 17	CHICAGO .....	1:05 P.M.
DEC. 23	at Denver (Sat.) .....	2:15 P.M.

### ST. LOUIS RAMS

SEPT. 4	DENVER (Mon.) .....	8:00 P.M.
SEPT. 10	at Seattle .....	1:15 P.M.
SEPT. 17	SAN FRANCISCO .....	12:00 P.M.
SEPT. 24	at Atlanta .....	1:00 P.M.
OCT. 1	SAN DIEGO .....	12:00 P.M.
OCT. 8	OPEN DATE .....	
OCT. 15	ATLANTA .....	12:00 P.M.
OCT. 22	at Kansas City .....	12:00 P.M.
OCT. 29	at San Francisco .....	1:05 P.M.
NOV. 5	CAROLINA .....	7:35 P.M.
NOV. 12	at New York Giants .....	4:15 P.M.
NOV. 20	WASHINGTON (Mon.) .....	8:00 P.M.
NOV. 26	NEW ORLEANS .....	12:00 P.M.
DEC. 3	at Carolina .....	1:00 P.M.
DEC. 10	MINNESOTA .....	12:00 P.M.



# MISCELLANEOUS

## 2000 NATIONAL FOOTBALL CONFERENCE TEAM SCHEDULES

### ST. LOUIS RAMS (continued)

DEC. 18	at Tampa Bay (Mon.)	9:00 P.M.
DEC. 24	at New Orleans	12:00 P.M.

### TAMPA BAY BUCCANEERS

SEPT. 3	at New England	1:00 P.M.
SEPT. 10	CHICAGO	1:00 P.M.
SEPT. 17	at Detroit	1:00 P.M.
SEPT. 24	NEW YORK JETS	4:15 P.M.
OCT. 1	at Washington	4:15 P.M.
OCT. 9	at Minnesota (Mon.)	8:00 P.M.
OCT. 15	OPEN DATE	
OCT. 19	DETROIT (Thu.)	8:35 P.M.
OCT. 29	MINNESOTA	1:00 P.M.
NOV. 5	at Atlanta	1:00 P.M.
NOV. 12	GREEN BAY	4:15 P.M.
NOV. 19	at Chicago	12:00 P.M.
NOV. 26	BUFFALO	1:00 P.M.
DEC. 3	DALLAS	1:00 P.M.
DEC. 10	at Miami	1:00 P.M.
DEC. 18	ST. LOUIS (Mon.)	9:00 P.M.
DEC. 24	at Green Bay	12:00 P.M.

### WASHINGTON REDSKINS

SEPT. 3	CAROLINA	1:00 P.M.
SEPT. 10	at Detroit	4:15 P.M.
SEPT. 18	DALLAS (Mon.)	9:00 P.M.
SEPT. 24	at New York Giants	8:35 P.M.
OCT. 1	TAMPA BAY	4:15 P.M.
OCT. 8	at Philadelphia	1:00 P.M.
OCT. 15	BALTIMORE	1:00 P.M.
OCT. 22	at Jacksonville	4:15 P.M.
OCT. 30	TENNESSEE (Mon.)	9:00 P.M.
NOV. 5	at Arizona	2:05 P.M.
NOV. 12	OPEN DATE	
NOV. 20	at St. Louis (Mon.)	8:00 P.M.
NOV. 26	PHILADELPHIA	1:00 P.M.
DEC. 3	NEW YORK GIANTS	1:00 P.M.
DEC. 10	at Dallas	3:15 P.M.
DEC. 16	at Pittsburgh (Sat.)	12:30 P.M.
DEC. 24	ARIZONA	1:00 P.M.

# MISCELLANEOUS

## 2000 NATIONAL TELEVISION GAMES

### REGULAR SEASON

Sunday, Sept. 3	New York Jets at Green Bay (day, CBS) Tennessee at Buffalo (night, ESPN)
Monday, Sept. 4	Denver at St. Louis (night, ABC)
Sunday, Sept. 10	St. Louis at Seattle (day, FOX) Dallas at Arizona (night, ESPN)
Monday, Sept. 11	New England at New York Jets (night, ABC)
Sunday, Sept. 17	Minnesota at New England (day, FOX) Baltimore at Miami (night, ESPN)
Monday, Sept. 18	Dallas at Washington (night, ABC)
Sunday, Sept. 24	New York Jets at Tampa Bay (day, CBS) Washington at New York Giants (night, ESPN)
Monday, Sept. 25	Jacksonville at Indianapolis (night, ABC)
Sunday, Oct. 1	Tampa Bay at Washington (day, FOX) Atlanta at Philadelphia (night, ESPN)
Monday, Oct. 2	Seattle at Kansas City (night, ABC)
Sunday, Oct. 8	Oakland at San Francisco (day, CBS) Baltimore at Jacksonville (night, ESPN)
Monday, Oct. 9	Tampa Bay at Minnesota (night, ABC)
Sunday, Oct. 15	San Francisco at Green Bay (day, FOX) Minnesota at Chicago (night, ESPN)
Monday, Oct. 16	Jacksonville at Tennessee (night, ABC)
Thursday, Oct. 19	Detroit at Tampa Bay (night, ESPN)
Sunday, Oct. 22	Washington at Jacksonville (day, FOX)
Monday, Oct. 23	Miami at New York Jets (night, ABC)
Sunday, Oct. 29	Jacksonville at Dallas (day, CBS) Oakland at San Diego (night, ESPN)
Monday, Oct. 30	Tennessee at Washington (night, ABC)
Sunday, Nov. 5	Denver at New York Jets (day, CBS) Carolina at St. Louis (night, ESPN)
Monday, Nov. 6	Minnesota at Green Bay (night, ABC)
Sunday, Nov. 12	Green Bay at Tampa Bay (day, FOX) New York Jets at Indianapolis (night, ESPN)
Monday, Nov. 13	Oakland at Denver (night, ABC)



# MISCELLANEOUS

## 2000 NATIONAL TELEVISION GAMES

### REGULAR SEASON (continued)

Sunday, Nov. 19	Dallas at Baltimore (day, FOX) Jacksonville at Pittsburgh (night, ESPN)
Monday, Nov. 20	Washington at St. Louis (night, ABC)
Thursday, Nov. 23	New England at Detroit (day, CBS) Minnesota at Dallas (day, FOX)
Sunday, Nov. 26	Tennessee at Jacksonville (day, CBS) New York Giants at Arizona (night, ESPN)
Monday, Nov. 27	Green Bay at Carolina (night, ABC)
Thursday, Nov. 30	Detroit at Minnesota (night, ESPN)
Sunday, Dec. 3	Indianapolis at New York Jets (day, CBS) Green Bay at Chicago (night, ESPN)
Monday, Dec. 4	Kansas City at New England (night, ABC)
Sunday, Dec. 10	Washington at Dallas (day, FOX) New York Jets at Oakland (night, ESPN)
Monday, Dec. 11	Buffalo at Indianapolis (night, ABC)
Saturday, Dec. 16	Washington at Pittsburgh (day, FOX) Oakland at Seattle (day, CBS)
Sunday, Dec. 17	Indianapolis at Miami (day, CBS) New York Giants at Dallas (night, ESPN)
Monday, Dec. 18	St. Louis at Tampa Bay (night, ABC)
Saturday, Dec. 23	Jacksonville at New York Giants (day, CBS) San Francisco at Denver (day, FOX) Buffalo at Seattle (night, ESPN)
Sunday, Dec. 24	Minnesota at Indianapolis (day, FOX)
Monday, Dec. 25	Dallas at Tennessee (night, ABC)

### POSTSEASON

Saturday, Dec. 30	AFC and NFC Wild Card Playoffs (ABC)
Sunday, Dec. 31	AFC and NFC Wild Card Playoffs (CBS and FOX)
Saturday, Jan. 6	AFC and NFC Divisional Playoffs (CBS and FOX)
Sunday, Jan. 7	AFC and NFC Divisional Playoffs (CBS and FOX)
Sunday, Jan. 14	AFC and NFC Championship Games (CBS and FOX)
Sunday, Jan. 28	Super Bowl XXXV at Raymond James Stadium in Tampa, Fla. (CBS)
Sunday, Feb. 4	AFC-NFC Pro Bowl at Honolulu, Hawaii (ABC)

# MISCELLANEOUS

## 2000 PRIME TIME TELEVISION GAMES AT A GLANCE

(All times local; Sunday on ESPN, Monday on ABC; also on CBS Radio)

Sunday, Sept. 3	Tennessee at Buffalo (ESPN) .....	8:35 P.M.
Monday, Sept. 4	Denver at St. Louis (ABC) .....	8:00 P.M.
Sunday, Sept. 10	Dallas at Arizona (ESPN) .....	5:35 P.M.
Monday, Sept. 11	New England at New York Jets (ABC) .....	9:00 P.M.
Sunday, Sept. 17	Baltimore at Miami (ESPN) .....	8:35 P.M.
Monday, Sept. 18	Dallas at Washington (ABC) .....	9:00 P.M.
Sunday, Sept. 24	Washington at New York Giants (ESPN) .....	8:35 P.M.
Monday, Sept. 25	Jacksonville at Indianapolis (ABC) .....	8:00 P.M.
Sunday, Oct. 1	Atlanta at Philadelphia (ESPN) .....	8:35 P.M.
Monday, Oct. 2	Seattle at Kansas City (ABC) .....	8:00 P.M.
Sunday, Oct. 8	Baltimore at Jacksonville (ESPN) .....	8:35 P.M.
Monday, Oct. 9	Tampa Bay at Minnesota (ABC) .....	8:00 P.M.
Sunday, Oct. 15	Minnesota at Chicago (ESPN) .....	7:35 P.M.
Monday, Oct. 16	Jacksonville at Tennessee (ABC) .....	8:00 P.M.
Thursday, Oct. 19	Detroit at Tampa Bay (ESPN) .....	8:35 P.M.
Monday, Oct. 23	Miami at New York Jets (ABC) .....	9:00 P.M.
Sunday, Oct. 29	Oakland at San Diego (ESPN) .....	5:35 P.M.
Monday, Oct. 30	Tennessee at Washington (ABC) .....	9:00 P.M.
Sunday, Nov. 5	Carolina at St. Louis (ESPN) .....	7:35 P.M.
Monday, Nov. 6	Minnesota at Green Bay (ABC) .....	8:00 P.M.
Sunday, Nov. 12	New York Jets at Indianapolis (ESPN) .....	8:35 P.M.
Monday, Nov. 13	Oakland at Denver (ABC) .....	7:00 P.M.
Sunday, Nov. 19	Jacksonville at Pittsburgh (ESPN) .....	8:35 P.M.
Monday, Nov. 20	Washington at St. Louis (ABC) .....	8:00 P.M.
Sunday, Nov. 26	New York Giants at Arizona (ESPN) .....	6:35 P.M.
Monday, Nov. 27	Green Bay at Carolina (ABC) .....	9:00 P.M.
Thursday, Nov. 30	Detroit at Minnesota (ESPN) .....	7:35 P.M.
Sunday, Dec. 3	Green Bay at Chicago (ESPN) .....	7:35 P.M.
Monday, Dec. 4	Kansas City at New England (ABC) .....	9:00 P.M.
Sunday, Dec. 10	New York Jets at Oakland (ESPN) .....	5:35 P.M.
Monday, Dec. 11	Buffalo at Indianapolis (ABC) .....	9:00 P.M.
Sunday, Dec. 17	New York Giants at Dallas (ESPN) .....	7:35 P.M.
Monday, Dec. 18	St. Louis at Tampa Bay (ABC) .....	9:00 P.M.
Saturday, Dec. 23	Buffalo at Seattle (ESPN) .....	5:35 P.M.
Monday, Dec. 25	Dallas at Tennessee (ABC) .....	8:00 P.M.



## 2000

- July 5 Claiming period of 24 hours begins in waiver system.
- Mid-July Preseason training camps open. Veteran players cannot be required to report earlier than 15 days prior to club's first preseason game or July 15, whichever is later.
- July 15 Signing period ends at 4 p.m., Eastern Time for Unrestricted Free Agents to whom June 1 tender was made by Old Club, and for Transition Players, and Franchise Players who are eligible to receive Offer Sheets. After this date and through 4 p.m., Eastern Time, on Nov. 7, Old Club has exclusive negotiating rights to these players.
- July 31 Hall of Fame Game, Canton, Ohio: New England vs. San Francisco.
- Aug. 4 If a Drafted Rookie has not signed with his club by this date, he may not be traded to any other club in 2000.
- Aug. 5 American Bowl, Tokyo, Japan: Atlanta vs. Dallas.
- Aug. 22 Roster cut-down to maximum of 65 players on Active List by 4 p.m., Eastern Time.
- Aug. 27 Roster cut-down to maximum of 53 players on Active/Inactive List by 4 p.m., Eastern Time. NFL Europe League exemptions expire. Clubs may dress minimum of 42 and maximum of 45 players and Third Quarterback for each regular season and post-season game.
- Aug. 28 After 4 p.m., Eastern Time, clubs may establish a Practice Squad of five players by signing free agents who do not have an accrued season of free agency credit or who were on the 45-player Active List for less than nine regular season games during their only Accrued Season(s).
- Sept. 1 All clubs are required to identify their 49-player Active List by 7 p.m., Eastern Time, on this Friday and thereafter on each Friday before a regular-season Sunday game. No later than one hour and 30 minutes prior to kickoff, clubs must identify their 45-player Active List and Third Quarterback, if any.
- Sept. 3-4 Regular Season opens.
- Sept. 19 Priority on multiple waiver claims is now based on the current season's standing.
- Oct. 10 All trading ends at 4 p.m., Eastern Time.
- Oct. 11 Players with at least four previous pension-credited seasons are subject to the waiver system for the remainder of the regular season and post-season.
- Nov. 7 Deadline for clubs to sign by 4 p.m., Eastern Time, their unsigned Franchise and Transition Players. If still unsigned after this date, such players are prohibited from playing in NFL in 2000.
- Nov. 7 Deadline for clubs to sign by 4 p.m., Eastern Time, their Unrestricted and Restricted Free Agents to whom June 1 tender was made. If still unsigned after this date, such players are prohibited from playing in NFL in 2000.
- Nov. 7 Deadline for clubs to sign Drafted players by 4 p.m., Eastern Time. If such players remain unsigned, they are prohibited from playing in NFL in 2000.
- Nov. 25 Deadline for reinstatement of players in Reserve List categories of Retired, Did Not Report, and Exclusive Rights, and of players who were placed on Reserve/Left Squad in a previous season.
- Dec. 22 Deadline for waiver requests in 2000, except for "special waiver requests" which have a 10-day claiming period, with termination or assignment delayed until after the Super Bowl.
- Dec. 26 Clubs may begin signing free agent players for the 2001 season.
- Dec. 30-31 Wild Card Playoff Games.

# MISCELLANEOUS

## 2000-2001 NFL CALENDAR

### 2001

- Jan. 6-7 Divisional Playoff Games.
- Jan. 14 AFC and NFC Championship Games.
- Jan. 28 Super Bowl XXXV, Raymond James Stadium, Tampa, Fla.
- Feb. 4 AFC-NFC Pro Bowl, Honolulu, Hawaii.
- Feb. 5 Waiver system begins for 2001. Players with at least four previous pension-credited seasons that a club desires to terminate are not subject to the waiver system until after the trading deadline.
- Feb. 15\* Deadline at 4 p.m., Eastern Time, for clubs to designate Franchise and Transition Players.
- Feb. 15\* Expiration date of all player contracts due to expire in 2000.
- Feb. 16\* Free Agency period begins.
- Feb. 16\* Trading period begins for 2001 after expiration of all 2000 contracts.
- Feb. 22-26 Combine Timing and Testing, RCA Dome, Indianapolis, Ind.
- March 25-29 NFL Annual Meeting, Marriott Desert Springs, Palm Desert, Calif.
- April 16 Deadline for signing of Offer Sheets by Restricted Free Agents.
- April 21-22 Annual Player Selection Meeting, New York, N.Y.
- June 1 Deadline for Old Club to send tender to its unsigned Restricted Free Agents or to extend Qualifying Offer, whichever is greater, in order to retain rights.
- June 1 Deadline for Old Club to send tender to its unsigned Unrestricted Free Agents to retain rights if player is not signed by another club by July 15.

\*Tentatively scheduled





# BROWNS™



## PLATINUM PLUS™

4264 1234 5678 9123

4264

THRU

09/00 V

YOUR NAME HERE



# THE NEXT BEST THING TO HAVING YOUR NAME ON THE JERSEY.

Even if you're not on the Browns' starting lineup, you can still be part of the team—with your official Cleveland Browns™ *Platinum Plus*™ Visa® credit card. Home and away, you'll enjoy heavy-hitting benefits, including

a credit line up to \$100,000, a low introductory Annual Percentage Rate for cash advance checks and balance transfers, around-the-clock Customer service, and much more. Make a play for yours today!

## CALL 1-800-523-7666

TTY users, call 1-800-833-6262. Mention priority code D8VS.

There are costs associated with the use of this credit card. To request specific information about the costs, you may contact MBNA America Bank, N.A., the exclusive issuer and administrator of the *Platinum Plus* credit card program, by calling 1-800-523-7666 or writing to P.O. Box 15020, Wilmington, DE 19850.

Visa is a federally registered service mark of Visa U.S.A. Inc., used pursuant to license.  
The Cleveland Browns™ team name and logo are registered trademarks of the Cleveland Browns.™  
MBNA America and *Platinum Plus* are service marks of MBNA America Bank, N.A.

© 2000 MBNA America Bank, N.A. AD 05-00-0089

# MBNA

# BROWNS



# WE GIVE 'EM A NEW WAY TO LOOK AT YOUR TEAM.

What makes us different than other graphics houses and ad agencies? Simple. We know sports. Not just players and stats. We know how a sports organization operates – inside and out. So we know when to play by the rules. And when to bend 'em. And sometimes, like for the Cleveland Browns, when to redesign the rules completely. Creating a whole new image. Strong. Powerful. Unexpected. Stunning the competition. Wowing the fans.

But design is just the beginning. We've got all the plays covered – from creative concept through production and printing. We'll even do your mailing and distribution. Find out how we can do it for you.

 **National**  
Communications Group, Inc.

experts in design • specialists in sports  
212-251-0005 • [www.ncg.cc](http://www.ncg.cc)

sports graphics • sports communications • sports printing

official graphics supplier

 CLEVELAND  
**BROWNS**

 **JETS**

 **NETS**

proud sponsor

 **NY**  
YANKEES

CLEVELAND BROWNS 2000 MEDIA GUIDE

\$10